

NOAA Technical Memorandum NMFS-PIFSC-62

<https://doi.org/10.7289/V5/TM-PIFSC-62>

March 2017

Injury Determinations for Marine Mammals Observed Interacting with Hawaii and American Samoa Longline Fisheries During 2010–2014



Amanda L. Bradford and Karin A. Forney

Pacific Islands Fisheries Science Center
National Marine Fisheries Service
National Oceanic and Atmospheric Administration
U.S. Department of Commerce

About this document

The mission of the National Oceanic and Atmospheric Administration (NOAA) is to understand and predict changes in the Earth's environment and to conserve and manage coastal and oceanic marine resources and habitats to help meet our Nation's economic, social, and environmental needs. As a branch of NOAA, the National Marine Fisheries Service (NMFS) conducts or sponsors research and monitoring programs to improve the scientific basis for conservation and management decisions. NMFS strives to make information about the purpose, methods, and results of its scientific studies widely available.

NMFS' Pacific Islands Fisheries Science Center (PIFSC) uses the **NOAA Technical Memorandum NMFS** series to achieve timely dissemination of scientific and technical information that is of high quality but inappropriate for publication in the formal peer-reviewed literature. The contents are of broad scope, including technical workshop proceedings, large data compilations, status reports and reviews, lengthy scientific or statistical monographs, and more. NOAA Technical Memoranda published by the PIFSC, although informal, are subjected to extensive review and editing and reflect sound professional work. Accordingly, they may be referenced in the formal scientific and technical literature.

A **NOAA Technical Memorandum NMFS** issued by the PIFSC may be cited using the following format:

Bradford, A. L., and K. A. Forney.
2017. Injury determinations for marine mammals observed interacting with Hawaii and American Samoa longline fisheries during 2010–2014. U.S. Dep. Commer., NOAA Tech. Memo., NOAA-TM-NMFS-PIFSC-62, 27 p.
<https://doi.org/10.7289/V5/TM-PIFSC-62>.

For further information direct inquiries to

Chief, Science Operations Division
Pacific Islands Fisheries Science Center
National Marine Fisheries Service
National Oceanic and Atmospheric Administration
U.S. Department of Commerce
1845 Wasp Boulevard
Honolulu, Hawaii 96818-5007

Phone: 808-725-5331
Fax: 808-725-5532

Cover: Photograph courtesy of Pacific Islands Fisheries Science Center, National Marine Fisheries Service (Permit #15240).



Pacific Islands Fisheries Science Center
National Marine Fisheries Service
National Oceanic and Atmospheric Administration
U.S. Department of Commerce

Injury Determinations for Marine Mammals Observed Interacting with Hawaiiia and American Samoa Longline Fisheries During 2010–2014

Amanda L. Bradford¹
Karin A. Forney²

¹Pacific Islands Fisheries Science Center
National Marine Fisheries Service
1845 Wasp Boulevard
Building 176
Honolulu, Hawaii 96818

²Southwest Fisheries Science Center
National Marine Fisheries Service
110 Shaffer Road
Santa Cruz, California 95060

NOAA Technical Memorandum NMFS-PIFSC-62
<https://doi.org/10.7289/V5/TM-PIFSC-62>

March 2017

ABSTRACT

Marine mammal interactions (i.e., hookings and entanglements) with the Hawaii and American Samoa longline fisheries observed during 2010–2014 were compiled, and the number of marine mammal deaths, serious injuries, and non-serious injuries by fishery, species, and management area were assessed. These values form the basis of the mortality and serious injury estimates included in the stock assessment reports of stocks impacted by these fisheries. Injury determinations were made using a nationally standardized process and established criteria for distinguishing serious from non-serious injuries (National Marine Fisheries Service, 2012). In the Hawaii deep-set fishery, 46 marine mammal interactions were observed from 2010 to 2014; most involved false killer whales (54.3%), resulted in death or serious injury (78.3%), and occurred outside the U.S. exclusive economic zone (EEZ) (54.3%). In the Hawaii shallow-set fishery, 54 marine mammal interactions were observed from 2010 to 2014; most involved Risso's dolphins (37.0%), resulted in death or serious injury (72.2%), and occurred outside the U.S. EEZ (92.6%). In the American Samoa deep-set fishery, 14 marine mammal interactions were observed from 2010 to 2014; most involved rough-toothed dolphins (42.9%), resulted in death or serious injury (92.9%), and occurred within the U.S. EEZ (78.6%).

CONTENTS

Abstract.....	iii
Introduction.....	1
Methods.....	2
Results and Discussion	3
Injury Determination Review	3
Hawaii Longline Fisheries	4
American Samoa Longline Fishery	5
Other Considerations	5
Acknowledgements.....	6
Literature Cited.....	6
Tables	8
Figures.....	24
Appendix.....	27

INTRODUCTION

The Marine Mammal Protection Act (MMPA) mandates that incidental mortality and serious injury (M&SI) of marine mammals from commercial fishing operations be reduced to insignificant levels. Regulations define serious injury as an injury that will likely result in mortality.¹ In 2012, the National Marine Fisheries Service (NMFS) clarified its interpretation of this definition as any injury that is more likely than not to result in mortality.² The process for distinguishing serious from non-serious injuries pursuant to the MMPA was also revised (NMFS, 2012).³ These revisions were aimed at making the injury determination process more consistent and transparent, as well as providing additional guidance for cases that would have previously been classified as “cannot be determined.” Estimates of M&SI by source are compiled and averaged over 5-year periods and included in the marine mammal stock assessment reports (SARs) required by the MMPA. The combined process of observer data approval, injury determination, M&SI estimation, internal and external peer review, and MMPA-specified SAR public review causes a 2-year lag between the M&SI estimation period and the SAR year. The current SAR year (2016) requires estimates of M&SI from 2010 to 2014.

The pelagic longline fisheries based in Hawaii consist of a deep-set fishery targeting tunas and a shallow-set fishery targeting swordfish. A deep-set tuna fishery is also based in American Samoa. Observer coverage for the two deep-set fisheries is approximately 20% annually (although for the American Samoa fishery it ranged between 25 and 33% in 2010–2011), while the shallow-set fishery operates under 100% observer coverage. Interactions (i.e., hookings or entanglements) with protected species, including marine mammals, are documented by the on-board observers. Observer data are used to determine the number of marine mammal deaths, serious injuries, and non-serious injuries by fishery, species, and management area. A False Killer Whale Take Reduction Plan (FKWTRP) was finalized in 2012, which includes eight regulatory measures designed to reduce the M&SI of false killer whales (*Pseudorca crassidens*) in Hawaii-based longline fisheries.⁴ Most of the measures, including closed areas and captain and crew training and notification, went into effect 31 December 2012, while gear requirements for the Hawaii deep-set fishery went into effect 27 February 2013.

The present report provides a summary of the mortality and injury severity of marine mammals observed interacting with Hawaii and American Samoa longline fisheries during 2010–2014. For the fully observed shallow-set fishery, the number of deaths and serious injuries represents total marine mammal bycatch during this period. For the partially observed deep-set fisheries, the number of deaths and serious injuries is a sample of total marine mammal bycatch, which must be quantitatively estimated. Estimates of total marine mammal bycatch from 2010 to 2014 by fishery, species, and management area are reported elsewhere (McCracken, 2016).

¹ 50 *CFR* 229.2

² NMFS Policy Directive PD 02-238

³ 77 *Federal Register* 3233 (23 January 2012)

⁴ 77 *Federal Register* 71259 (29 November 2012)

METHODS

Observer data on marine mammal interactions in the Hawaii and American Samoa longline fisheries during 2010–2014 were extracted from the web-based Pacific Islands Region Longline Observer Data System using the *Datatrowler* interface and compiled in a spreadsheet. These data include details about the trip (i.e., fishery type, duration, gear and bait used), the interaction (i.e., date, time, location, duration, description of events, behavior of animal, nature of injury, amount and type of gear left on animal), and the species involved (i.e., length, identifying characteristics). Copies of the original data forms and, if available, photos and videos taken during the interaction were also obtained and reviewed. In late June 2012, the lead author of this report (ALB) began an ongoing practice of meeting (in-person or via phone) with the observers of marine mammal interactions and their NMFS Pacific Islands Regional Office (PIRO) Observer Program debriefers upon return of the observers to port. The purpose of these meetings is to seek clarification, when needed, on aspects of the collected data that may be relevant to injury determination. Notes from these meetings were assembled and reviewed along with the electronic data, data form copies, and available imagery.

The PIRO Observer Program assigned a species code to each marine mammal interaction based on the species involved (Table 1). The species code UC (unidentified cetacean) was used when the cetacean species taken could not be identified by the observer or verified by NMFS staff upon review of photos or video and a biopsy sample was not collected. Species identification for pygmy and dwarf sperm whales (*Kogia* sp.) and beaked whales is difficult, and thus a genus or family code is often assigned to interactions involving those species. For some UC interactions, the description, sketches, photos, and videos recorded by the observer indicated one or more candidate (or probable) species. These probable species were identified and reported as part of the present assessment. UC interactions that were determined to involve either false killer whales or short-finned pilot whales (*Globicephala macrorhynchus*) were assigned the species code BF (“blackfish”) for injury determination and bycatch estimation. To maintain consistency with the bycatch estimation, marine mammal interactions were considered to have occurred in the calendar year the fishing vessel returned to port. The geographic locations of the interactions were plotted and the exclusive economic zone (EEZ) and management area of the interaction determined.

The observer recorded the condition of the animal involved in each interaction as either dead or injured. Injury severity (i.e., serious or non-serious) of each injured animal was subsequently determined using the revised guidelines and criteria presented in NMFS (2012). Specific factors were considered in the application of some of the injury categories to the interactions (see Appendix for details of how these categories were applied). When there was insufficient information to establish injury severity, the case was classified as “cannot be determined” (CBD). Injury determinations were made independently by the authors of this report (ALB and KAF) and, as instructed by NMFS (2012), sent for additional independent review to another NMFS Science Center staffer (Lance Garrison, Southeast Fisheries Science Center) experienced in evaluating injury severity for cetaceans interacting with longline fisheries (e.g., Garrison, 2007; Garrison and Stokes, 2014). Any differences between the initial and reviewed determinations were discussed and reconciled jointly.

In 2013, a northern elephant seal (*Mirounga angustirostris*) was observed interacting with the Hawaii shallow-set fishery, representing the first observed pinniped interaction with the Hawaii longline fisheries (Bradford and Forney, 2016). The severity of the injury to this northern elephant seal was determined and reported independently by the authors of this report (Bradford and Forney, 2016) and James Carretta of the Southwest Fisheries Science Center (SWFSC; Carretta et al., 2015). Carretta et al. (2015) included the interaction because northern elephant seals are a Pacific west coast species that are assessed and managed by the SWFSC and the West Coast Regional Office, respectively. To reduce duplicative efforts going forward, it was agreed that the SWFSC would assume responsibility for making and reporting injury determinations for any west coast pinnipeds observed interacting with the Hawaii longline fisheries in the future. However, to maintain completeness in the injury determination reports for marine mammals interacting with the Hawaii and American Samoa longline fisheries, injury determinations for cetaceans and relevant west coast pinnipeds will continue to be summarized together, although the associated SWFSC report will be cited as the source for the pinniped injury determinations.

MMPA regulations direct commercial fishermen to submit a Marine Mammal Authorization Program (MMAP) Mortality/Injury Reporting Form (MMAP report) when their operations lead to mortality or injury of marine mammals. The level of detail requested by these forms is much less than that of the observer data forms, making it difficult to determine injury severity in most cases. MMAP reports cannot be used for bycatch estimation because they are not obtained using a quantifiable sampling scheme, but they could potentially provide minimum estimates of M&SI for species not observed interacting with the fishery. In the Pacific Islands Region, MMAP reports are infrequently submitted and generally overlap with observed takes. However, all MMAP reports from the Pacific Islands Region were reviewed and any unobserved interactions were noted and discussed in the context of injury determination.

RESULTS AND DISCUSSION

Injury Determination Review

A total of 114 marine mammal interactions were observed in the three fisheries combined during the 2010–2014 period. While 13 (11.4%) of these interactions resulted in deaths, most (88.6%, $n = 101$) involved injured animals and required injury determination. Two of the shallow-set interactions (take dates 10/15/14 and 11/13/14; Table 2) resulted in injured west coast pinnipeds that were evaluated by the SWFSC (Carretta et al., 2016). For the remaining interactions, the authors and the third independent reviewer largely agreed on the initial injury determinations. However, a few interactions were scored differently by the third reviewer. These interactions were subsequently revisited and discussed by the three parties. In most cases, a relevant detail had not been fully considered by the third reviewer, and the initial determinations of the authors were unanimously confirmed. However, in four cases, the determination changed following input from the third reviewer. Specifically, the determination changed from “CBD or serious” to “serious” for the shallow-set interaction on 11/05/11, from “serious” to “CBD” for the shallow-set interaction on 01/17/14, from “non-serious” to “CBD” for the shallow-set interaction on 04/08/14, and from “prorate 0.75 serious” to “serious” for the deep-set interaction on 11/08/14 (Table 2).

Hawaii Longline Fisheries

From 2010 to 2014, 46 marine mammals were observed interacting with the deep-set fishery, including 25 (54.3%) false killer whales, 6 (13.0%) unidentified cetaceans, 4 (8.7%) blackfish, 3 (6.5%) common bottlenose dolphins (*Tursiops truncatus*), 1 (2.2%) pygmy killer whale (*Feresa attenuata*), 1 (2.2%) Risso's dolphin (*Grampus griseus*), 1 (2.2%) short-finned pilot whale, 1 (2.2%) pygmy sperm whale (*K. breviceps*), 1 (2.2%) humpback whale (*Megaptera novaeangliae*), 1 (2.2%) sperm whale (*Physeter macrocephalus*), 1 (2.2%) rough-toothed dolphin (*Steno bredanensis*), and 1 (2.2%) striped dolphin (*Stenella coeruleoalba*) (Tables 2-3). Five (10.9%) of the interactions were deaths, 31 (67.4%) were serious injuries, 5 (10.9%) were non-serious injuries, 1 (2.2%) involved prorating a large whale interaction as 0.75 serious (NMFS, 2012), and 4 (8.7%) were classified as CBD. A majority of the interactions (54.3%, $n = 25$) occurred outside the U.S. EEZ. All 21 (45.7%) interactions within the U.S. EEZ occurred around the Hawaiian Archipelago (i.e., not within the EEZ around the U.S. Pacific Remote Island Areas). Hawaii EEZ takes were roughly evenly distributed north and south of the main Hawaiian Islands (MHI), while takes outside the U.S. EEZ were concentrated north of the MHI (Fig. 1). Marine mammal interactions observed in the deep-set fishery during 2010–2014 were consistent with observed interactions from 2004 to 2008 (Forney, 2010) in terms of the primary species involved (i.e., false killer whales) and the number and species composition of takes, although takes outside the U.S. EEZ were more northerly distributed during the current period. Eighteen MMAP reports were submitted by Hawaii deep-set longliners during 2010–2014. Seventeen (94.4%) of the reports were associated with observed takes. The one exception was a report from an unobserved trip describing a bottlenose dolphin hooked in the mouth on 12/31/2013 within the U.S. EEZ. Although the injury would be considered serious (Table 2 in NMFS, 2012), this species is already accounted for by observed interactions.

From 2010 to 2014, 54 marine mammals were observed interacting with the shallow-set fishery, including 20 (37.0%) Risso's dolphins, 11 (20.4%) common bottlenose dolphins, 5 (9.3%) striped dolphins, 3 (5.6%) false killer whales, 2 (3.7%) short-beaked common dolphins (*Delphinus delphis*), 2 (3.7%) northern elephant seals, 2 (3.7%) unidentified cetaceans, 2 (3.7%) unidentified Mesoplodont beaked whales, 2 (3.7%) unidentified beaked whales, 1 (1.9%) blackfish, 1 (1.9%) Blainville's beaked whale (*Mesoplodon densirostris*), 1 (1.9%) humpback whale, 1 (1.9%) rough-toothed dolphin, and 1 (1.9%) unidentified eared seal (Tables 2 and 4). Six (11.1%) of the interactions were deaths, 33 (61.1%) were serious injuries, 11 (20.4%) were non-serious injuries, 1 (1.9%) involved prorating a large whale interaction as 0.75 serious (NMFS, 2012), and 3 (5.6%) were classified as CBD. Most of the interactions (92.6%, $n = 50$) occurred outside the U.S. EEZ. All 4 (7.4%) interactions within the U.S. EEZ occurred around the Hawaiian Archipelago. Most takes, whether inside or outside the U.S. EEZ, were roughly evenly distributed throughout the core shallow-set fishing area north of the MHI, although a greater number of takes were observed closer to the U.S. EEZ around California in 2013–2014 (Fig. 2). Marine mammal interactions observed in the shallow-set fishery during 2010–2014 were consistent with observed interactions from 2004 to 2008 (Forney, 2010) in terms of the primary species involved (i.e., Risso's dolphins), species composition, and general distribution of the takes, although there were more interactions in the current period. Seven MMAP reports were submitted by Hawaii shallow-set longliners during 2010–2014. All seven (100.0%) of the reports were associated with observed takes.

American Samoa Longline Fishery

From 2010 to 2014, 14 marine mammals were observed interacting with the deep-set fishery, including 6 (42.9%) rough-toothed dolphins, 4 (28.6%) false killer whales, 1 (7.1%) blackfish, 1 (7.1%) short-finned pilot whale, 1 (7.1%) unidentified cetacean, and 1 (7.1%) Cuvier's beaked whale (*Ziphius cavirostris*) (Tables 5–6). Two (14.3%) of the interactions were deaths, 11 (78.6%) were serious injuries, and 1 (7.1%) was a non-serious injury. Most of the interactions (78.6%, $n = 11$) occurred within the U.S. EEZ around American Samoa. The 3 (21.4%) interactions outside the U.S. EEZ occurred within the EEZ of the Cook Islands ($n = 2$) and Niue ($n = 1$). American Samoa EEZ takes were concentrated in the western portion of the region (Fig. 3). Five MMAP reports were submitted by American Samoa deep-set longliners during 2010–2014. Four (80.0%) of the reports were associated with observed takes. The one exception was a report from an unobserved trip describing two short-finned pilot whales hooked in an unknown body location on 01/02/2010 within the U.S. EEZ. Although the length of the two pilot whales was not reported, the recorded length of the trailing gear was clearly longer than the whales, indicating that the pilot whales were both seriously injured (Appendix; Table 2 in NMFS, 2012). However, this species is already accounted for by observed interactions.

Other Considerations

As described in the Appendix, the NMFS (2012) small cetacean injury category S15 would have been used in the case of a dependent animal left with a seriously injured mother, but was not applied to animals of dependent size potentially released alone post-interaction, which is also encompassed by the category. S15 was not used in this respect because the category description does not currently include criteria for establishing when a dependent animal can be considered alone. With more guidance (e.g., an interaction time or distance amount that would likely lead to separation of an injured dependent), it may be possible to use this category more broadly in future injury assessments. Given that injury determinations are considered in 5-year periods, some of the determinations presented herein could change if the broader application of S15 occurred within the next 4 years. Specifically, the injury determination for one of the Hawaii deep-set interactions (01/15/13) and five of the Hawaii shallow-set interactions (04/13/10, 12/12/10, 12/19/10, 03/7/13, and 05/20/14) (Table 2) could change from non-serious to serious, depending on expanded future criteria for applying category S15.

The Hawaii deep-set interaction on 03/01/13 (Table 2) was the first to be observed in this fishery after the FKWTRP was fully in effect. The FKWTRP specifies both short-term (i.e., 6-month) and long-term (i.e., 5-year) goals for reducing the M&SI of false killer whales in Hawaii-based longline fisheries.⁵ Monitoring the short- or long-term effectiveness of the FKWTRP is beyond the scope of this report but is under the purview of the PIRO and the federally-appointed False Killer Whale Take Reduction Team.⁶ Preliminary results from a NMFS analysis of pre- and post-FKWTRP injury determinations for false killer whale and blackfish interactions in the Hawaii deep-set fishery, using data from 2001 to 2014, indicate that there is not a statistically significant difference in either the rates of observed M&SI or the proportion of interactions resulting in non-serious injuries between the two periods. Further, the analysis suggests that only

⁵ 77 *Federal Register* 71259 (29 November 2012)

⁶ <http://www.nmfs.noaa.gov/pr/interactions/trt/falsekillerwhale.htm>

relatively large (40-50%) reductions in observed M&SI would be statistically significant within 3–5 years of the FKWTRP implementation, but a relatively smaller (20–30%) decrease in the proportion of interactions resulting in serious injuries, if present, should be detectable within 3–5 years.⁷

ACKNOWLEDGEMENTS

We thank the on-board observers who collected the interaction data, as well as the staff of PIRO and the Pacific Islands Fisheries Science Center who manage these data and maintain the Longline Observer Data System. Jamie Marchetti (PIRO Observer Program) was particularly instrumental in this effort, responding quickly to frequent data requests and questions. Nancy Young (PIRO) also participated in the meetings with returning observers, assuming full responsibility of a few meetings when ALB was in the field. Lance Garrison, the Pacific Scientific Review Group, and PIRO provided additional reviews of the injury determinations. This report was improved by comments from Jamie Marchetti and Kevin Brindock.

LITERATURE CITED

- Bigelow, K. A., D. W. Kerstetter, M. G. Dancho, and J. A. Marchetti.
2012. Catch rates with variable strength circle hooks in the Hawaii-based tuna longline fishery. *Bulletin of Marine Science* 88:425-447.
- Bradford, A. B., E. M. Oleson, R. W. Baird, C. H. Boggs, K. A. Forney, and N. C. Young.
2015. Revised stock boundaries for false killer whales (*Pseudorca crassidens*) in Hawaiian waters. U.S. Dep. Commer., NOAA Tech. Memo. NMFS-PIFSC-47. 29 pp.
- Bradford, A. L., and K. A. Forney.
2016. Injury determinations for marine mammals observed interacting with Hawaii and American Samoa longline fisheries during 2009-2013. U.S. Dep. Commer., NOAA Tech. Memo. NMFS-PIFSC-50. 27 pp.
- Carretta, J.V., M. M. Muto, S. Wilkin, J. Greenman, K. Wilkinson, M. DeAngelis, J. Viezbicke, D. Lawson, J. Rusin, and J. Jannot.
2015. Sources of human-related injury and mortality for U.S. Pacific west coast marine mammal stock assessments, 2009-2013. U.S. Dep. Commer., NOAA Tech. Memo. NMFS-SWFSC-548. 108 pp.

⁷ http://www.nmfs.noaa.gov/pr/interactions/fkwtrt/pdfs_mtg7/final_false_killer_whale_trt_mtg_7_key_outcomes_memo__6-17-15_.pdf

Carretta, J.V., M. M. Muto, S. Wilkin, J. Greenman, K. Wilkinson, M. DeAngelis, J. Viezbicke, and J. Jannot.

2016. Sources of human-related injury and mortality for U.S. Pacific west coast marine mammal stock assessments, 2010-2014. U.S. Dep. Commer., NOAA Tech. Memo. NMFS-SWFSC-554. 102 pp.

Forney, K. A.

2010. Serious injury determinations for cetaceans caught in Hawaii longline fisheries during 1994-2008. U.S. Dep. Commer., NOAA Tech. Memo. NMFS-SWFSC-462. 19 pp.

Garrison, L. P.

2007. Interactions between marine mammals and pelagic longline fishing gear in the U.S. Atlantic Ocean between 1992 and 2004. Fishery Bulletin 105: 408-417.

Garrison, L. P., and L. Stokes.

2014. Estimated bycatch of marine mammals and sea turtles in the U.S. Atlantic Pelagic Longline fleet during 2013. U.S. Dep. Commer., NOAA Tech. Memo. NMFS-SEFSC-667. 61 pp.

McCracken, M.L.

2016. Assessment of incidental interactions with marine mammals in the Hawaii longline deep and shallow set fisheries from 2010 through 2014. Pacific Islands Fisheries Science Center Working paper WP-16-XX.

National Marine Fisheries Service.

2012. NOAA Fisheries Policy Directive 02-238-01: Process for distinguishing serious from non-serious injury of marine mammals. 42 pp. Available at:
<http://www.nmfs.noaa.gov/op/pds/documents/02/238/02-238-01.pdf>.

Table 1.--Species code, common name, and scientific name of marine mammals relevant to the 2010–2014 observation period of the Hawaii and American Samoa longline fisheries.

Code	Common name	Scientific name
BF	“Blackfish” = PC or GM	
DD	Short-beaked common dolphin	<i>Delphinus delphis</i>
FA	Pygmy killer whale	<i>Feresa attenuata</i>
GG	Risso’s dolphin	<i>Grampus griseus</i>
GM	Short-finned pilot whale	<i>Globicephala macrorhynchus</i>
KB	Pygmy sperm whale	<i>Kogia breviceps</i>
MA	Northern elephant seal	<i>Mirounga angustirostris</i>
MD	Blainville’s beaked whale	<i>Mesoplodon densirostris</i>
MN	Humpback whale	<i>Megaptera novaeangliae</i>
PC	False killer whale	<i>Pseudorca crassidens</i>
PM	Sperm whale	<i>Physeter macrocephalus</i>
SA	Pantropical spotted dolphin	<i>Stenella attenuata</i>
SB	Rough-toothed dolphin	<i>Steno bredanensis</i>
SC	Striped dolphin	<i>Stenella coeruleoalba</i>
SL	Spinner dolphin	<i>Stenella longirostris</i>
TT	Common bottlenose dolphin	<i>Tursiops truncatus</i>
UC	Unidentified cetacean	
UM	Mesoplodont beaked whale	<i>Mesoplodon sp.</i>
UO	Unidentified eared seal	Otariid pinniped
ZI	Cuvier’s beaked whale	<i>Ziphius cavirostris</i>
ZU	Unidentified beaked whale	Ziphiid whale

Table 2.--Injury determinations for marine mammals observed interacting with Hawaii longline fisheries during 2010-2014, using the most recent established criteria for distinguishing serious from non-serious injury of marine mammals (Tables 1–3 in NMFS, 2012). Interactions are in order of trip number (confidential data; not shown). SS = shallow-set fishery; DS = deep-set fishery; CBD = cannot be determined. For false killer whale or potential false killer whale takes within the U.S. EEZ around Hawaii, the stock(s) occurring in the take location is indicated: pelagic (P), MHI insular (I), or Northwestern Hawaiian Islands (N), based on stock boundaries presented in Bradford et al. (2015). Species codes are defined in Table 1. Animal size estimates were generally made by the observers in ft, so are reported in this unit for consistency. Gear measurement units (ft or m) are reported as made by the observers.

Fishery type	EEZ area	Vessel return year	Take date	Species code	Probable species code	Estimated size (ft)	Recorded condition	Injury determination	Injury categories	Interaction details and case-specific factors
SS	Outside	2010	12/02/09	GG	GG	4.5-5	Dead	Dead	n/a	Hooked in mouth and entangled around pectoral fin
SS	Outside	2010	01/16/10	GG	GG	13.1	Injured	Serious	S2 or S5a, S6	Hooked in mouth or head (possibly ingested); broke free with hook and 4.8-m mono leader attached
SS	Outside	2010	02/21/10	TT	TT	8-10	Injured	Serious	S2 or S5a, S6	Hooked in mouth (possibly ingested); broke free with hook and 1-3-m branchline attached
SS	Outside	2010	02/23/10	SC	SC	5	Injured	Serious	S5a	Hooked in mouth (with line wrapped through mouth); cut free with hook and 2-in branchline attached
SS	Outside	2010	03/02/10	GG	GG	7	Injured	Serious	S2 or S5a, S6	Hooked in mouth (possibly ingested); cut free with hook and 8-m branchline attached
SS	Outside	2010	03/08/10	GG	GG	6	Injured	Serious	S2 or S5a, S6	Hooked in mouth (possibly ingested); cut free with hook and 5-m branchline attached
SS	Outside	2010	03/01/10	UC	SC, TT	9	Injured	Non-serious	S5c	Hooked in mouth, but pulled free of hook; interaction was unlikely to have caused capture myopathy and no evidence of additional injuries
SS	Outside	2010	03/16/10	GG	GG	6.6-9.8	Injured	Serious	S5a, S6	Hooked in mouth; broke free with hook and 7-m branchline attached
SS	Outside	2010	04/13/10	GG	GG	5	Injured	Non-serious	S5c	Hooked in mouth, but pulled free of hook; interaction was unlikely to have caused capture myopathy and no evidence of additional injuries
DS	Hawaii (P)	2010	07/11/10	PC	PC	13	Injured	Serious	S2, S6	Hooked in mouth (presumably ingested); cut free with hook, 0.5-m wire leader, 45-g weight, and 3-m branchline attached
DS	Hawaii (P)	2010	07/03/10	PC	PC	8	Injured	Serious	S2 or S5a, S6	Hooked in mouth (possibly ingested); broke free with hook, 0.5-m wire leader, 45-g weight, and 1.2-m branchline attached

Table 2 (continued).

Fishery type	EEZ area	Vessel return year	Take date	Species code	Probable species code	Estimated size (ft)	Recorded condition	Injury determination	Injury categories	Interaction details and case-specific factors
DS	Outside	2010	08/01/10	TT	TT	10	Injured	Serious	S2 or S5a, S6	Hooked in mouth (possibly ingested); cut free with hook, 0.5-m wire leader, 60-g weight, and 10.1-m branchline attached
SS	Outside	2010	09/19/10	TT	TT	6	Injured	Serious	S5a	Hooked in mouth and entangled around body by branchline; cut free with hook and 6-in branchline attached
DS	Hawaii (P)	2010	10/11/10	UC	BF	12	Injured	Serious	S5a, S6	Hooked in mouth; broke free with hook, 0.6-m wire leader, 45-g weight, and a few feet of branchline attached
DS*	Hawaii (P)	2010	10/22/10	PC	PC	14	Injured	Non-serious	S5c	Hooked in head area (possibly mouth or ingested), but straightened hook and was freed; interaction was unlikely to have caused capture myopathy and no evidence of additional injuries
DS	Hawaii	2010	11/07/10	GG	GG	8	Injured	Serious	S2 or S5a, S6	Hooked in mouth (possibly ingested); cut free with hook, 0.5-m wire leader, 45-g weight, and 3-m branchline attached
SS	Outside	2010	11/05/10	SC	SC	4.7	Dead	Dead	n/a	Entangled around body behind pectoral fins by a single wrap of branchline that was hooked onto itself
SS	Outside	2010	11/18/10	GG	GG	Not specified	Injured	Serious	S6	Hooked in unknown body location; broke free with hook and 3-m branchline attached
DS	Outside	2010	12/01/10	UC	BF, SB, TT	4.5-5.5	Injured	Serious	S2 or S5a, S6	Hooked in head area (possibly mouth or ingested); broke free with hook, swivel, 0.7-m wire leader, 45-g weight, and 18-in branchline attached
DS	Outside	2010	12/02/10	PC	PC	7	Injured	Serious	S2 or S5a, S6	Hooked in mouth (possibly ingested); cut free with hook, swivel, 0.7-m wire leader, 45-g weight, and 3-6-in branchline attached
DS	Outside	2010	12/21/10	UC	BF, SB, TT	Not specified	Injured	CBD	Possibilities: one or more of S5a, S5d, S6, S8a, or S8b	Hooked and/or entangled in unknown body location(s); broke free, but unknown how much gear attached (some branchlines missing hooks and one 0.4-m wire leader had snapped)

*This take occurred as part of the experimental fishery designed to evaluate the effectiveness of "weak" circle hooks (Bigelow et al., 2012) and will be considered separately during the estimation of M&SI.

Table 2 (continued).

Fishery type	EEZ area	Vessel return year	Take date	Species code	Probable species code	Estimated size (ft)	Recorded condition	Injury determination	Injury categories	Interaction details and case-specific factors
SS	Outside	2011	12/12/10	GG	GG	6	Injured	Non-serious	S5c	Hooked in mouth, but pulled free of hook; interaction was unlikely to have caused capture myopathy and no evidence of additional injuries
SS	Outside	2011	12/19/10	TT	TT	6	Injured	Non-serious	S5c	Hooked in head area (possibly mouth), but pulled free of hook; interaction was unlikely to have caused capture myopathy and no evidence of additional injuries
SS	Outside	2011	12/24/10	UC	BF	Not specified	Injured	Serious	S2 or S5a, S6	Hooked in head area (possibly mouth or ingested); broke free with hook, 1-m mono leader, and likely 45-g weight and part of branchline attached
SS	Outside	2011	02/03/11	GG	GG	6	Injured	Serious	S5a, S6	Hooked in mouth; cut free with hook and 3-m mono leader attached
SS	Outside	2011	02/03/11	GG	GG	10	Injured	Serious	S5a, S6	Hooked in mouth; broke free with hook and 2-3-ft mono leader attached
SS	Outside	2011	02/08/11	GG	GG	6	Injured	Serious	S6	Hooked in unknown body location; released with hook, 1-m mono leader, 60-g weight, and 14-m branchline attached
SS	Outside	2011	02/18/11	UM	UM	15	Injured	Serious	S5a, S6	Hooked in mouth; cut free with hook and 5-m mono leader attached
SS	Outside	2011	03/05/11	TT	TT	7	Injured	Serious	S5a, S6	Hooked in mouth; cut free with hook and 1-ft mono leader attached
DS	Hawaii (P)	2011	02/18/11	PC	PC	12	Injured	Serious	S2 or S5a, S6	Hooked in mouth (possibly ingested); released with hook, 0.5-m wire leader, 45-g weight, and 13.7-m branchline attached
DS	Hawaii (P)	2011	02/18/11	PC	PC	12	Injured	CBD	Possibilities: one or more of S5a, S5d, S6, S8a, or S8b	Unknown if hooked or entangled, but mainline came under tension when animal surfaced; broke free and one of the next branchlines came up broken; presumably hook, 0.5-m wire leader, 45-g weight, and an unknown amount of branchline attached

Table 2 (continued).

Fishery type	EEZ area	Vessel return year	Take date	Species code	Probable species code	Estimated size (ft)	Recorded condition	Injury determination	Injury categories	Interaction details and case-specific factors
SS	Outside	2011	03/22/11	MD	MD	16.4	Injured	Non-serious	S7b	Appeared to get stuck on mainline, but animal freed itself; interaction was unlikely to have caused capture myopathy and no evidence of additional injuries
SS	Outside	2011	04/11/11	UC	ZU	32.8	Injured	Serious	S6	Entangled around the body anterior to dorsal fin by two wraps of mainline; cut free with 50-m mainline attached
SS	Hawaii (P)	2011	05/15/11	PC	PC	10	Injured	Non-serious	S5c	Hooked in mouth, but pulled free of hook; interaction was unlikely to have caused capture myopathy and no evidence of additional injuries
DS	Hawaii	2011	05/27/11	PM	PM	25-30	Injured	Prorate 0.75 Serious	L10	Unknown if hooked or entangled, but mainline came under tension when animal surfaced; cut free with hook, 0.5-m wire leader, 45-g weight, 12-m branchline, and 25-30-ft mainline possibly attached
DS	Outside	2011	06/19/11	SC	SC	6.8	Dead	Dead	n/a	Entangled around caudal peduncle by 3-4 wraps of wire leader with the hook caught on branchline
DS	Hawaii (P)	2011	09/30/11	PC	PC	12	Injured	Serious	S2 or S5a, S6	Hooked in head area (possibly mouth or ingested); broke free with hook, 0.5-m wire leader, 45-g weight, and 10-m branchline attached
DS	Hawaii (I,P)	2011	10/12/11	UC	BF	14	Injured	Serious	S6	Hooked in unknown body location (possibly mouth); broke free with hook, 0.5-m wire leader, 45-g weight, and 9-m branchline attached
SS	Outside	2011	11/05/11	DD	DD	5	Injured	Serious	S7b	Entangled around beak and body by mainline and branchline, but animal eventually freed when line cut; presumed prolonged observed interaction time, nature and extent of struggle, and a consideration of species indicate interaction likely to have caused capture myopathy

Table 2 (continued).

Fishery type	EEZ area	Vessel return year	Take date	Species code	Probable species code	Estimated size (ft)	Recorded condition	Injury determination	Injury categories	Interaction details and case-specific factors
SS	Outside	2011	11/13/11	MN	MN	30	Injured	Prorate 0.75 Serious	L10	Entangled around caudal peduncle by 1-2 tight wraps of mainline; cut free with potentially up to four 8.7-m branchlines, including hooks, 7-m mono leaders, and 80-g weights attached, along with unknown amount of mainline
DS	Outside	2011	12/06/11	UC	BF	15	Injured	Non-serious	S7b	Entangled around caudal peduncle by mainline, but animal freed itself of all gear; interaction was unlikely to have caused capture myopathy and no evidence of additional injuries
SS	Outside	2012	01/05/12	UC	UC	8	Injured	Serious	S6	Unknown if hooked or entangled, but animal surfaced attached to branchline; broke free with hook, 8-m mono leader, 60-g weight, and 2 -m branchline attached
SS	Outside	2012	01/26/12	SC	SC	5	Injured	Non-serious	S5c	Hooked in mouth, but pulled free of hook; interaction was unlikely to have caused capture myopathy and no evidence of additional injuries
SS	Outside	2012	02/29/12	TT	TT	10	Injured	Serious	S2 or S5a, S6	Hooked in mouth (possibly ingested); broke free with hook and <1-m mono leader attached
DS	Hawaii (P)	2012	03/16/12	PC	PC	19.7	Injured	CBD	Possibilities: one or more of S2, S5a, S5d, S6, S8a, or S8b	Hooked and/or entangled in unknown body location(s); broke free with hook and 0.5-m wire leader attached
SS	Hawaii (P)	2012	05/03/12	PC	PC	13	Injured	CBD	S7b	Entangled around caudal peduncle by multiple wraps of mainline; broke free of gear, but limited information to make inference about capture myopathy and extent of injury
DS	Outside	2012	06/12/12	UC	UC	5	Injured	Serious	S6	Unknown if hooked or entangled, but animal surfaced attached to branchline; cut free with hook, 0.4-m wire leader, 45-g weight, and 10-m branchline attached

Table 2 (continued).

Fishery type	EEZ area	Vessel return year	Take date	Species code	Probable species code	Estimated size (ft)	Recorded condition	Injury determination	Injury categories	Interaction details and case-specific factors
DS	Hawaii (I,N,P)	2012	10/29/12	PC	PC	14-18	Injured	Serious	S2 or S5a, S6	Hooked in mouth (possibly ingested); cut free with hook, 0.8-m wire leader, 60-g weight, and 17-m branchline attached
DS	Outside	2012	12/01/12	UC	BF	13.1	Injured	Serious	S2 or S5a, S6	Hooked in head area (possibly mouth or ingested); cut free with hook, 0.4-m wire or mono leader, 45-g weight, and 10-m branchline attached
SS	Outside	2013	01/27/13	UM	UM	12	Injured	Non-serious	S5c	Hooked in fluke, but dehooked; interaction was unlikely to have caused capture myopathy and no evidence of additional injuries
DS	Hawaii (I,N,P)	2012	12/25/12	PC	PC	7	Injured	Serious	S5a	Hooked in mouth; attempted dehooking, but cut free with hook attached
SS	Outside	2013	01/14/13	TT	TT	4	Dead	Dead	n/a	Entangled around caudal peduncle by several tight wraps of branchline; animal died during observed portion of interaction
SS	Outside	2013	01/25/13	GG	GG	7	Injured	Serious	S2, S6	Hooked in mouth (presumably ingested); cut free with hook and 1-1.5-ft mono leader attached
DS	Hawaii	2013	01/05/13	FA	FA	5.9	Dead	Dead	n/a	Entangled around fluke and pectoral fin by two wraps of branchline that was either hooked on itself or the pectoral fin of the animal
DS	Outside	2013	01/15/13	PC	PC	8	Injured	Non-serious	S5c	Hooked in unknown body location, but pulled free of hook; interaction was unlikely to have caused capture myopathy and no evidence of additional injuries
DS	Hawaii (P)	2013	01/29/13	PC	PC	14	Injured	Serious	S2 or S5a, S6	Hooked in mouth (possibly ingested); broke free with hook, 0.25-m wire leader, 45-g weight, and 6-10-m branchline attached
DS	Outside	2013	02/13/13	GM	GM	7	Dead	Dead	n/a	Hooked in mouth
SS	Outside	2013	02/28/13	GG	GG	6	Injured	Serious	S5a, S6	Hooked in mouth (possibly lip only); cut free with hook and 4-5-ft mono leader attached
SS	Outside	2013	02/26/13	ZU	ZU	12	Injured	Serious	S6	Hooked in fluke; cut free with hook, 6-m mono leader, 75-g weight, and 11-m branchline attached

Table 2 (continued).

Fishery type	EEZ area	Vessel return year	Take date	Species code	Probable species code	Estimated size (ft)	Recorded condition	Injury determination	Injury categories	Interaction details and case-specific factors
DS	Outside	2013	02/21/13	PC	PC	10	Injured	Serious	S2 or S5a, S6	Hooked in unknown body location (likely the head, mouth, or ingested); broke free with hook, 0.6-m wire leader, 45-g weight, and possibly a small amount of branchline attached
SS	Outside	2013	03/07/13	GG	GG	6	Injured	Non-serious	S5c, S7b	Hooked in caudal peduncle and entangled around body, through mouth, and around dorsal and pectoral fins by two wraps of branchline, but dehooked and freed of gear; interaction was unlikely to have caused capture myopathy and additional injuries were considered superficial
DS	Hawaii	2013	03/01/13	UC	TT	In Error	Injured	Serious	S6	Hooked in unknown body location; broke free with hook, 0.8-m wire leader, 45-g weight, and 5-m branchline attached
SS	Hawaii	2013	04/24/13	SB	SB	7	Dead	Dead	n/a	Hooked in mouth
DS	Outside	2013	04/20/13	PC	PC	12	Injured	Non-serious	S5c	Hooked in unknown body location, but pulled free of hook; interaction was unlikely to have caused capture myopathy and no evidence of additional injuries
SS	Outside	2013	04/30/13	TT	TT	9	Injured	Serious	S2 or S5a, S6	Hooked in mouth (possibly ingested); cut free with hook and 1-3-ft mono leader attached
DS	Outside	2013	05/04/13	TT	TT	7	Injured	Serious	S2 or S5a, S6	Hooked in mouth (possibly ingested); cut free with hook, 0.5-m wire leader, 60-g weight, and 5-m branchline attached
DS	Hawaii	2013	05/24/13	SB	SB	5	Dead	Dead	n/a	Entangled in mainline, which was wrapped twice around body and several times around caudal peduncle and fluke
DS	Outside	2013	07/18/13	TT	TT	6	Dead	Dead	n/a	Hooked in mouth (presumably ingested)
SS	Outside	2013	11/13/13	MA	MA	6	Injured	Serious	P2 or P5a, P6	Hooked in mouth (possibly ingested); cut free with hook and 9-m mono leader attached

Table 2 (continued).

Fishery type	EEZ area	Vessel return year	Take date	Species code	Probable species code	Estimated size (ft)	Recorded condition	Injury determination	Injury categories	Interaction details and case-specific factors
SS	Outside	2014	12/24/13	GG	GG	8	Injured	Serious	S2 or S5a, S6	Hooked in head area (possibly mouth or ingested); broke free with hook, 7.2-m mono leader, 80-g weight, and 7.8-m branchline attached
SS	Outside	2014	01/17/14	GG	GG	9.8	Injured	CBD	Possibilities: S5d or S6	Hooked in dorsal fin; broke free with hook and 1-2.5-m mono leader attached
SS	Outside	2014	01/12/14	GG	GG	5	Injured	Serious	S5a, S6	Hooked in mouth; broke free with hook and 1-m mono leader attached
SS	Outside	2014	01/12/14	GG	GG	5	Injured	Serious	S5a	Hooked in mouth; cut free with hook and <6-in mono leader attached
DS	Hawaii (P)	2014	02/03/14	PC	PC	13.1	Injured	Serious	S5a, S6	Hooked in mouth; broke free with hook, 0.5-m wire leader, 45-g weight, and 10-m branchline attached
DS	Hawaii	2014	02/04/14	UC	SB, TT	9	Injured	Serious	S5a, S6	Hooked in mouth; broke free with hook, 45 cm wire leader, 45-g weight, and 4.5-m branchline attached
SS	Outside	2014	03/10/14	GG	GG	7.3	Dead	Dead	n/a	Hooked in and entangled around pectoral fin, with line also going through mouth
DS	Outside	2014	02/25/14	KB	KB	9	Injured	Serious	S2, S6	Hooked in mouth (presumably ingested); broke free with hook, 0.6-m wire leader, 45-g weight, and 2-m branchline attached
DS	Outside	2014	03/01/14	PC	PC	12	Injured	Serious	S2 or S5a, S6	Hooked in head area (possibly mouth or ingested); broke free with hook, 0.6-m mono leader, 45-g weight, and unknown amount of branchline attached
DS	Outside	2014	03/01/14	PC	PC	12	Injured	Serious	S2 or S5a, S6	Hooked in mouth (possibly ingested); broke free with hook, 0.6-m wire leader, 45-g weight, and 0.3-m branchline attached
SS	Outside	2014	03/06/14	TT	TT	6	Injured	Serious	S2 or S5a, S6	Hooked in mouth (possibly ingested); broke free with hook and 1-m mono leader attached
SS	Outside	2014	03/23/14	TT	TT	10	Injured	Serious	S2 or S5a, S6	Hooked in mouth (possibly ingested); broke free with hook and 1.5-m mono leader attached

Table 2 (continued).

Fishery type	EEZ area	Vessel return year	Take date	Species code	Probable species code	Estimated size (ft)	Recorded condition	Injury determination	Injury categories	Interaction details and case-specific factors
DS	Outside	2014	03/15/14	UC	BF, SB, TT	8	Injured	Serious	S6	Hooked in unknown body location; cut free with hook, 0.5-m wire leader, 45-g weight, and 10-12-m branchline attached
SS	Outside	2014	03/26/14	TT	TT	9	Injured	Serious	S2 or S5a	Hooked in mouth (possibly ingested); cut free with hook and 0.5-2-in mono leader attached
SS	Outside	2014	03/25/14	TT	TT	9	Injured	Serious	S2 or S5a, S6	Hooked in mouth (possibly ingested); broke free with hook and 1-2-ft mono leader attached
SS	Outside	2014	04/08/14	SC	SC	4	Injured	CBD	S5d	Hooked in dorsal fin and entangled from dorsal fin, under pectoral fin, and around rostrum by branchline; cut free with hook and 0.5-m mono leader attached; limited information to make inference about capture myopathy and extent of injury
SS	Hawaii (P)	2014	05/20/14	PC	PC	8	Injured	Non-serious	S5c	Hooked in mouth, but pulled free of hook; interaction was unlikely to have caused capture myopathy and no evidence of additional injuries
DS	Outside	2014	06/19/14	PC	PC	12	Injured	Serious	S2 or S5a, S6	Hooked in mouth (possibly ingested); broke free with hook, 0.6-m wire leader, and 60-g weight attached
DS	Hawaii (P)	2014	06/21/14	PC	PC	12	Injured	CBD	S5a or S5c	Hooked in mouth; broke free with part of the hook attached, but there is limited information to make inference about extent of injury and not an injury category that covers partial hooking
DS	Outside	2014	07/11/14	PC	PC	18	Injured	Non-serious	S5c	Hooked in mouth, but straightened hook and was freed; interaction was unlikely to have caused capture myopathy and no evidence of additional injuries
DS	Outside	2014	07/11/14	PC	PC	15	Injured	Serious	S5a, S6	Hooked in mouth; cut free with hook, 0.7-m wire leader, 45-g weight, and 20-ft branchline attached
DS	Outside	2014	09/14/14	PC	PC	12	Injured	Serious	S2 or S5a, S6	Hooked in mouth (possibly ingested); cut free with hook, 0.5-m wire leader, 45-g weight, and 10-ft branchline attached

Table 2 (continued).

Fishery type	EEZ area	Vessel return year	Take date	Species code	Probable species code	Estimated size (ft)	Recorded condition	Injury determination	Injury categories	Interaction details and case-specific factors
DS	Outside	2014	10/02/14	PC	PC	10	Injured	Serious	S2 or S5a, S6	Hooked in mouth (possibly ingested); cut free with hook, 0.5-m wire leader, 60-g weight, and 5-m branchline attached
DS	Outside	2014	09/30/14	PC	PC	8	Injured	Serious	S2 or S5a, S6	Hooked in mouth (possibly ingested); cut free with hook, 0.5-m wire leader, 45-g weight, and 2-m branchline attached
DS	Outside	2014	09/29/14	PC	PC	13.1	Injured	Serious	S2 or S5a, S6	Hooked in mouth (possibly ingested); cut free with hook, 0.5-m wire leader, 45-g weight, and 6.5-m branchline attached
SS	Outside	2014	10/15/14	UO	UO	4	Injured	Serious	P5b	See Carretta et al. (2016) for details
SS	Outside	2014	11/08/14	GG	GG	8	Dead	Dead	n/a	Hooked in mouth and entangled around head, neck, body, caudal peduncle, and flukes by branchline and mainline
SS	Outside	2014	11/13/14	MA	MA	6.6	Injured	Non-serious	P5c	See Carretta et al. (2016) for details
DS	Hawaii	2014	11/08/14	MN	MN	30	Injured	Serious	L2	Entangled around a quarter of the body, including the left pectoral flipper, by 3-6 tight wraps of mainline; cut free with 60-m mainline attached (still tightly wrapped)
SS	Outside	2014	12/23/14	SC	SC	4	Injured	Serious	S5d	Hooked in body below dorsal fin; cut free with hook and 6-8 in branchline attached; nature and extent of struggle, as suggested by wounds incurred, and a consideration of species indicate interaction likely to have caused capture myopathy
SS	Outside	2014	12/13/14	DD	DD	6	Injured	Serious	S7b	Entangled around beak by tightly wrapped mainline, with additional wraps around body, pectoral fin, and dorsal fin, but animal eventually freed; nature and extent of struggle and injuries, behavior during handling and post-release, and a consideration of species indicate interaction likely to have caused capture myopathy

Table 3.--Summary of deaths (D), serious injuries (SI), non-serious injuries (NSI), and injuries with a severity that cannot be determined (CBD) observed in the Hawaii deep-set longline fishery during 2010–2014. Species codes are defined in Table 1. Year is the vessel return year. Non-integer values for large whales indicate the use of injury categories with prorated severity (Table 1 in NMFS, 2012).

Species Code	Year	Hawaii EEZ				Outside U.S. EEZ			
		D	SI	NSI	CBD	D	SI	NSI	CBD
BF	2010		1						
	2011		1						
	2012								
	2013						1		
	2014							1	
FA	2010								
	2011								
	2012								
	2013	1							
	2014								
GG	2010		1						
	2011								
	2012								
	2013								
	2014								
GM	2010								
	2011								
	2012								
	2013					1			
	2014								
KB	2010								
	2011								
	2012								
	2013								
	2014							1	
MN	2010								
	2011								
	2012								
	2013								
	2014		1						
PC	2010		2	1*			1		
	2011		2		1				
	2012		2		1				
	2013		1				1	2	
	2014		1		1		8	1	
PM	2010								
	2011		0.75	0.25					
	2012								
	2013								
	2014								
SB	2010								
	2011								
	2012								
	2013	1							
	2014								
SC	2010								
	2011					1			
	2012								
	2013								
	2014								
TT	2010						1		
	2011								
	2012								
	2013					1	1		
	2014								
UC	2010						1		1
	2011								
	2012						1		
	2013		1						
	2014		1				1		

*This take occurred as part of the experimental fishery designed to evaluate the effectiveness of “weak” circle hooks (Bigelow et al., 2012) and will be considered separately during the estimation of M&SI.

Table 4.--Summary of deaths (D), serious injuries (SI), non-serious injuries (NSI), and injuries with a severity that cannot be determined (CBD) observed in the Hawaii shallow-set longline fishery during 2010–2014. Species codes are defined in Table 1. Year is the vessel return year. Non-integer values for large whales indicate the use of injury categories with prorated severity (Table 1 in NMFS, 2012).

Species Code	Year	Hawaii EEZ				Outside U.S. EEZ			
		D	SI	NSI	CBD	D	SI	NSI	CBD
BF	2010								
	2011						1		
	2012								
	2013								
	2014								
DD	2010								
	2011						1		
	2012								
	2013								
	2014						1		
GG	2010					1	5	1	
	2011						3	1	
	2012								
	2013						2	1	
	2014					2	3		1
MA	2010								
	2011								
	2012								
	2013						1		
	2014							1	
MD	2010								
	2011								
	2012							1	
	2013								
	2014								
MN	2010						0.75	0.25	
	2011								
	2012								
	2013								
	2014								
PC	2010								
	2011			1					
	2012				1				
	2013								
	2014			1					
SB	2010								
	2011								
	2012								
	2013	1							
	2014								
SC	2010					1	1		
	2011								
	2012							1	
	2013								
	2014						1		1
TT	2010						2		
	2011						1	1	
	2012						1		
	2013					1	1		
	2014						4		
UC	2010							1	
	2011								
	2012						1		
	2013								
	2014								
UM	2010								
	2011						1		
	2012								
	2013							1	
	2014								
UO	2010								
	2011								
	2012								
	2013								
	2014						1		
ZU	2010								
	2011						1		
	2012								
	2013								
	2014						1		

Table 5.--Injury determinations for marine mammals observed interacting with American Samoa (AS) deep-set (DS) longline fishery during 2010–2014, using the most recent established criteria for distinguishing serious from non-serious injury of marine mammals (Tables 1–3 in NMFS, 2012). Interactions are in order of trip number (confidential data; not shown). Species codes are defined in Table 1. Animal size estimates were generally made by the observers in ft, so are reported in this unit for consistency. Gear measurement units (ft or m) are reported as made by the observers.

Fishery type	EEZ area	Vessel return year	Take date	Species code	Probable species code	Estimated size (ft)	Recorded condition	Injury determination	Injury categories	Interaction details and case-specific factors
DS	AS	2011	01/06/11	UC	BF	6	Injured	Serious	S6	Hooked on trailing edge of fluke and entangled around fluke blade by 2-3 wraps of branchline; broke free with hook and 3-4-ft branchline attached
DS	AS	2011	11/27/10	SB	SB	7.2	Injured	Serious	S4, S5c	Hooked in fluke blade; barely moving when first observed, so brought on deck; returned to water free of gear, where animal floated motionless at surface; animal already appeared to have suffered from capture myopathy prior to prolonged handling time
DS	AS	2011	11/28/10	SB	SB	7	Injured	Non-serious	S7b	Entangled around body by multiple loose wraps of another vessel's branchline, which was hooked to branchline of current vessel; unraveled line and animal freed of gear; interaction was unlikely to have caused capture myopathy and no evidence of additional injuries
DS	AS	2011	01/05/11	PC	PC	13.1	Injured	Serious	S2 or S5a, S6	Hooked in head area (possibly mouth or ingested); cut free with hook and 9-10-m branchline attached
DS	Cook Islands	2011	02/19/11	PC	PC	8	Injured	Serious	S6	Hooked in dorsal fin; cut free with hook and 10-ft branchline attached
DS	Cook Islands	2011	02/20/11	PC	PC	5	Injured	Serious	S2 or S5a, S6	Hooked in mouth (possibly ingested); cut free with hook and 10-ft branchline attached
DS	AS	2011	03/05/11	SB	SB	7	Injured	Serious	S6	Entangled around caudal peduncle by branchline (unknown if hooked); cut free with hook and at least 2-ft branchline left tangled around caudal peduncle

Table 5 (continued).

Fishery type	EEZ area	Vessel return year	Take date	Species code	Probable species code	Estimated size (ft)	Recorded condition	Injury determination	Injury category	Interaction details and case-specific factors
DS	AS	2011	03/10/11	SB	SB	6	Injured	Serious	S2 or S5a, S6	Hooked in mouth (possibly ingested); broke free with presumably hook and unknown amount of branchline (possibly 1-m) attached
DS	AS	2011	04/27/11	SB	SB	7	Injured	Serious	S6	Hooked in trailing edge of fluke; cut free with hook and 3-ft branchline attached
DS	AS	2011	07/01/11	UC	SA, SB, SC, SL, TT	6	Injured	Serious	S5d or S6	Hooked in pectoral fin and entangled in branchline, which formed a figure 8 between the pectoral fin and mouth; weakened state and sinking post-interaction indicate interaction likely to have caused capture myopathy
DS	AS	2011	09/03/11	ZI	ZI	9.8	Dead	Dead	n/a	Entangled around caudal peduncle by branchline
DS	AS	2013	03/11/13	SB	SB	4.9	Dead	Dead	n/a	Hooked in lip, although line furrows suggest animal was entangled around mouth and potentially pectoral fin by branchline
DS	Niue	2013	10/12/13	PC	PC	12	Injured	Serious	S5a	Hooked in mouth; broke free with hook and no more than 1-2-ft branchline attached
DS	AS	2014	11/03/14	GM	GM	8	Injured	Serious	S5a, S6	Hooked in lip; broke free with hook and 11-m branchline attached

Table 6.--Summary of deaths (D), serious injuries (SI), non-serious injuries (NSI), and injuries with a severity that cannot be determined (CBD) observed in the American Samoa deep-set longline fishery during 2010–2014. Species codes are defined in Table 1. Year is the vessel return year.

Species Code	Year	American Samoa EEZ				Outside U.S. EEZ			
		D	SI	NSI	CBD	D	SI	NSI	CBD
BF	2010								
	2011		1						
	2012								
	2013								
	2014								
GM	2010								
	2011								
	2012								
	2013								
	2014		1						
PC	2010						2		
	2011		1						
	2012								
	2013						1		
	2014								
SB	2010								
	2011		4	1					
	2012								
	2013	1							
	2014								
UC	2010								
	2011		1						
	2012								
	2013								
	2014								
ZI	2010								
	2011	1							
	2012								
	2013								
	2014								

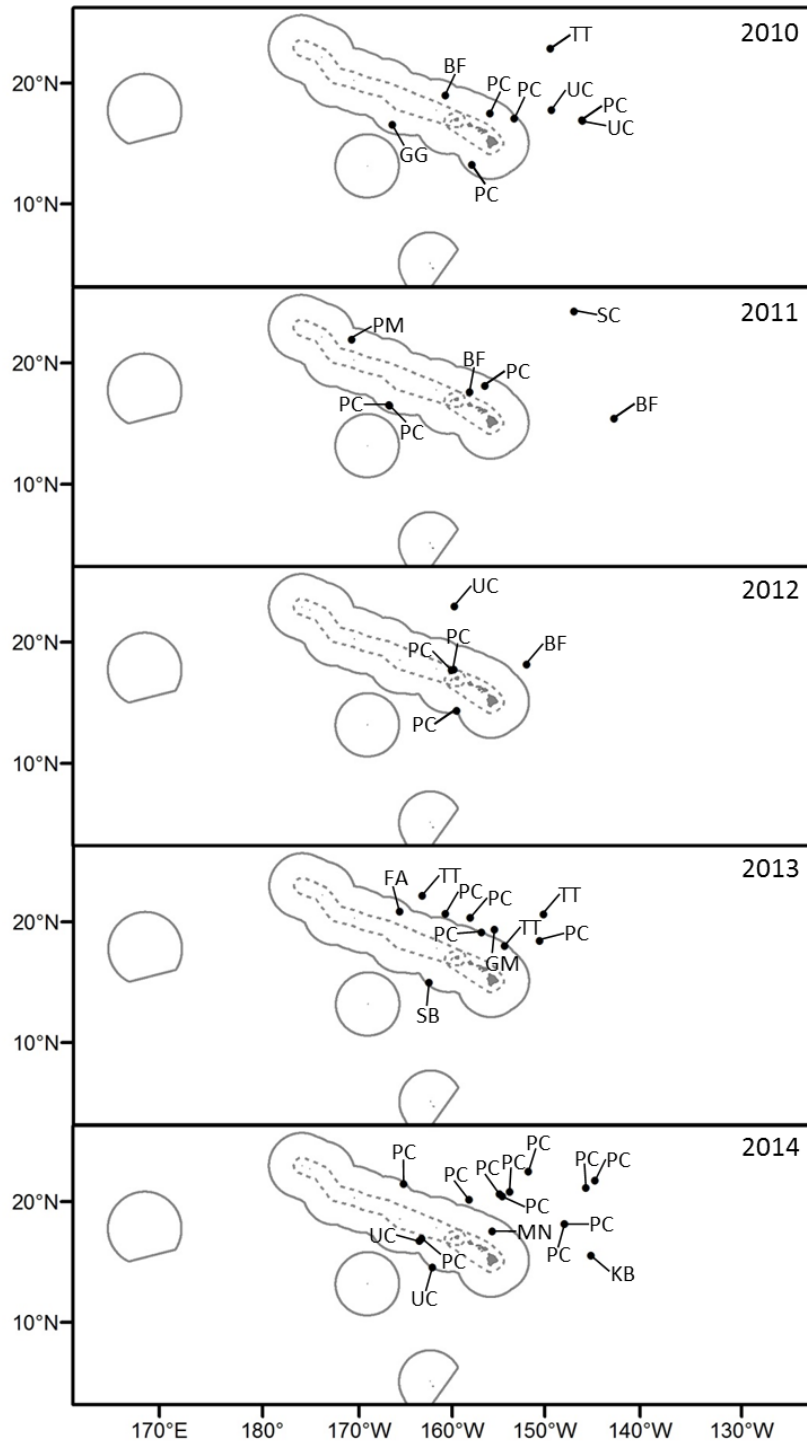


Figure 1.--Locations of observed marine mammal interactions with the Hawaii deep-set longline fishery during 2010–2014. Solid gray outlines represent U.S. EEZs; dotted gray outlines are (from south to north): 1) the estimated range of the MHI insular stock of false killer whales, and 2) the estimated range of the Northwestern Hawaiian Islands stock of false killer whales. Takes are labeled by species code (defined in Table 1).

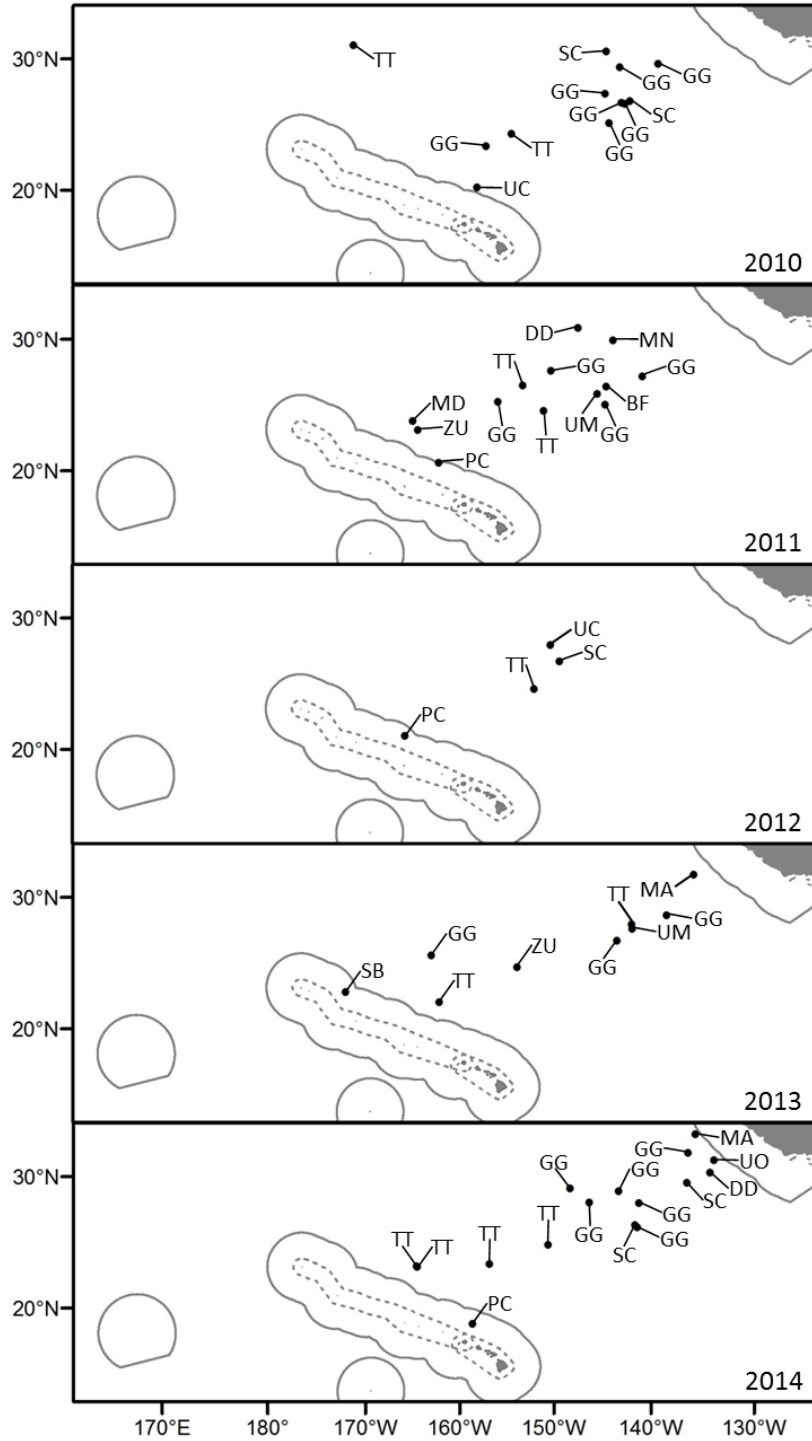


Figure 2.--Locations of observed marine mammal interactions with the Hawaii shallow-set longline fishery during 2010–2014. Solid gray outlines represent U.S. EEZs; dotted gray outlines are (from south to north): 1) the estimated range of the MHI insular stock of false killer whales, and 2) the estimated range of the Northwestern Hawaiian Islands stock of false killer whales. Takes are labeled by species code (defined in Table 1).

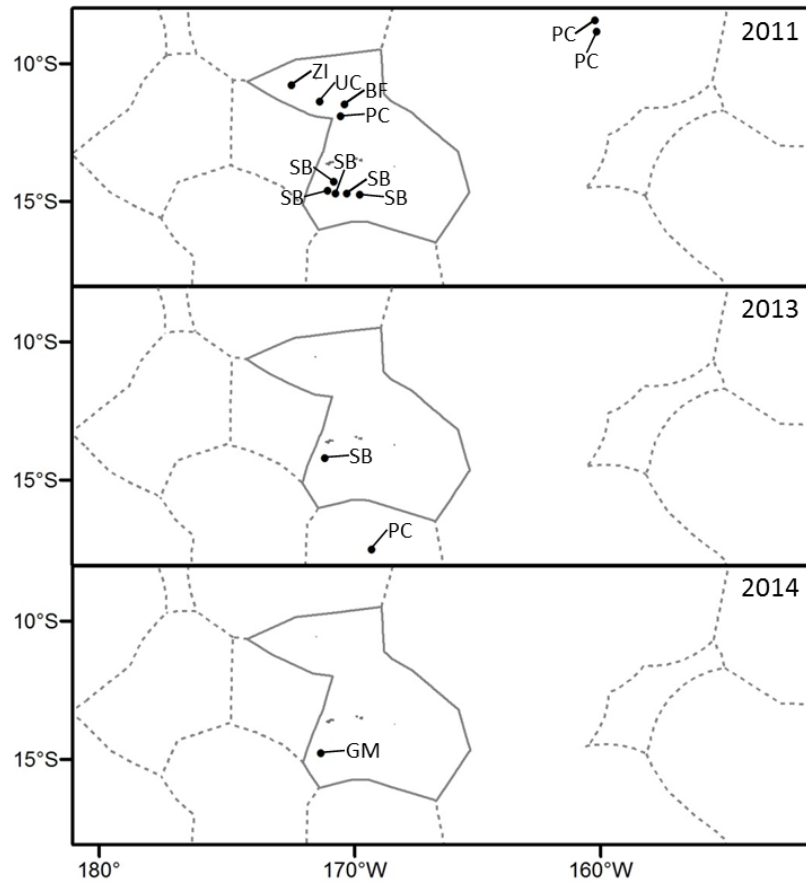


Figure 3.--Locations of observed marine mammal interactions with the American Samoa deep-set longline fishery during 2010–2014. Years without observed interactions are not shown. Solid outlines represent the U.S. EEZ; dotted gray outlines are non-U.S. EEZs. The three takes outside the U.S. EEZ are within the EEZ of the Cook Islands ($n = 2$, 2011) and Niue ($n = 1$, 2013). Takes are labeled by species code (defined in Table 1).

Appendix.--Specific factors that were considered in the application of some of the injury categories (NMFS, 2012) to marine mammal interactions in the Hawaii and American Samoa longline fisheries. S = small cetacean category (Table 2 in NMFS, 2012); P = pinniped category (Table 3 in NMFS, 2012).

Injury category ¹	Factors considered
S2, S5a, P2, P5a	The observers were generally able to determine when an animal was hooked in the mouth (or at least the head area), based on the presence of line coming from that region. However, it was more difficult to confirm whether the hook had been ingested. If the observer indicated that the hook was seen embedded in the mouth (or other part of the head), S5a or P5a was used. If the observer specified that the line came from the mouth, but that the hook or leader was not seen and that ingestion was presumed, S2 or P2 was applied. Otherwise, the interaction was classified as “S2 or S5a” or “P2 or P5a” to account for the possibility of ingestion. This classification did not affect the injury determination, as S2, P2, S5a, and P5a each represent a serious injury (NMFS, 2012).
S5c, S5d, S7b	For these categories that require “case-specific” injury determinations, a consideration of capture myopathy was included in the determination process (NMFS, 2012). Specific interaction characteristics that were considered were: 1) duration of the event, 2) behavior of the animal during the interaction and upon release, and 3) known species-specific sensitivity to capture myopathy. Interactions that were prolonged, resulted in the animal actively struggling and appearing lethargic upon release, and involved a species with known sensitivity (e.g., <i>Stenella</i> spp.) were considered more likely to have caused capture myopathy. For some interactions, the interaction duration and animal behavior were specified by the observer. For others, these attributes were implied from the event description or supporting information that suggested a lengthy period of struggle (e.g., the animal was pulled to the vessel from a long distance, the gear associated with the animal was tangled).
S6, P6	The length and body location of line remaining attached to the animal was considered relative to the length of the animal (as estimated by the observer). If the remaining line was longer than the animal, regardless of where the remaining line was attached, then S6 or P6 was used. S6 or P6 was also applied if the remaining line was shorter than the animal, but attached in a location where the line could be ingested, wrap around the goosbeak or other body parts, or become snagged on something in the environment. If the remaining line was shorter and not in a position to pose a risk, then S6 or P6 was not used.
S5d, S6	When wrapped line remained attached to an animal, these categories were consistently considered more appropriate to apply to the interaction than S8a or S8b. While the line might have been in a constricting (S8a) or loose (S8b) wrap prior to the animal breaking away or being cut free from the bulk of the gear, the observers were generally not able to assess the nature or persistence of the wrap post-release. Thus, accounting for the length and body location of the line and determining its potential (S6) or not (S5d) to wrap, be ingested, or become snagged on something in the environment was more applicable.
S15	This category was only considered in the context of a dependent animal being left with a seriously injured mother. Even though it was possible to infer dependent status for many of the injured animals (using observer size estimates, published estimates of size-at-weaning, and supporting visual information), the category description does not offer guidance as to how to determine whether a dependent animal was released alone post-interaction. Therefore, the category was not used in that way, but as described in the text, may apply to relevant interactions pending future guidance.

¹Description of injury categories (from Tables 2–3 in NMFS, 2012): S2 – ingested gear or hook(s); S5a – hook(s) in head regardless of the presence of gear; S5c – hook(s) in any body part, but hook(s) is removed or pulls out; S5d – hook(s) in appendage or body, without trailing gear or with trailing gear that does not have potential to: 1) become a constricting wrap on animal, 2) be ingested, 3) accumulate drag, or 4) become snagged on something in the environment, anchoring the animal; S6 – gear attached to free-swimming animal with potential to: 1) become a constricting wrap on animal, 2) be ingested, 3) accumulate drag, or 4) become snagged on something in the environment, anchoring the animal; S7b – anchored, immobilized, entangled, or entrapped before being freed without gear attached; S15 – dependent animal (i.e., calf, juvenile) released alone post-interaction or dependent animal left with a seriously injured or dead mother; P2 – ingested gear or hook(s); P5a – hook(s) in mouth regardless of presence of gear; and P6 – gear attached in any manner to free-swimming animal with potential to: 1) become a constricting wrap on animal, 2) be ingested, 3) accumulate drag, or 4) become snagged on something in the environment, anchoring the animal.

Availability of NOAA Technical Memorandum NMFS

Copies of this and other documents in the NOAA Technical Memorandum NMFS series issued by the Pacific Islands Fisheries Science Center are available online at the PIFSC Web site <http://www.pifsc.noaa.gov> in PDF format. In addition, this series and a wide range of other NOAA documents are available in various formats from the National Technical Information Service, 5285 Port Royal Road, Springfield, VA 22161, U.S.A. [Tel: (703)-605-6000]; URL: <http://www.ntis.gov>. A fee may be charged.

Recent issues of NOAA Technical Memorandum NMFS–PIFSC are listed below:

- NOAA-TM-NMFS-PIFSC-59 Pacific Islands Regional Action Plan: NOAA Fisheries climate science strategy.
J. POLOVINA, K. DREFLAK, J. BKER, S. BLOOM, S. BROOKE,
V. CHAN, S. ELLGEN, D. GOLDEN, J. HOSPITAL, K. VAN
HOUTAN, S. KOLINSKI, B. LUMSDEN, K. MAISON, M.
MANSKER, T. OLIVER, S. SPALDING, P. WOODWORTH-
JEFCOATS
(December 2016)
- 60 Stock assessment of the coral reef fishes of Hawaii, 2016.
M. O. NADON
(February 2017)
- 61 Acoustic characterization of mesophotic coral reef ecosystems of West
Hawaii.
R. SUKA, and J. ROONEY
(April 2017)