

NOAA Technical Memorandum NMFS



SEPTEMBER 1999

ICHTHYOPLANKTON AND STATION DATA FOR CALIFORNIA COOPERATIVE OCEANIC FISHERIES INVESTIGATIONS SURVEY CRUISES IN 1996

William Watson
Richard L. Charter
H. Geoffrey Moser

NOAA-TM-NMFS-SWFSC-277

U.S. DEPARTMENT OF COMMERCE
National Oceanic and Atmospheric Administration
National Marine Fisheries Service
Southwest Fisheries Science Center

The National Oceanic and Atmospheric Administration (NOAA), organized in 1970, has evolved into an agency which establishes national policies and manages and conserves our oceanic, coastal, and atmospheric resources. An organizational element within NOAA, the Office of Fisheries is responsible for fisheries policy and the direction of the National Marine Fisheries Service (NMFS).

In addition to its formal publications, the NMFS uses the NOAA Technical Memorandum series to issue informal scientific and technical publications when complete formal review and editorial processing are not appropriate or feasible. Documents within this series, however, reflect sound professional work and may be referenced in the formal scientific and technical literature.

Replacement Table 4 for:

Watson, W., R. L. Charter, and H. G. Moser. 1999. Ichthyoplankton and station data for California Cooperative Oceanic Fisheries Investigations survey cruises in 1996. U.S. Dep. Commer., NOAA Tech. Memo., NOAA-TM-NMFS-SWFC-277. 91pp.

The original Table 4 in several instances contained a dash instead of 0.0 when a station was occupied and no larvae were collected. The rest of this report is not affected by these corrections.

TABLE 4. Number of fish larvae taken at stations occupied on CalCOFI cruises in 1996. Counts are adjusted for percent of sample sorted and standard haul factor (see text). Unoccupied stations are indicated by a dash.

Station	<i>Sardinops sagax</i>												
	Jan.	Feb.	Mar.	Apr.	May	June	July	Aug.	Sep.	Oct.	Nov.	Dec.	
76.7	55.0	-	0.0	-	14.7	-	-	-	0.0	-	-	0.0	-
80.0	51.0	-	324.1	-	0.0	-	-	-	0.0	-	-	0.0	-
80.0	70.0	-	0.0	-	66.2	-	-	-	0.0	-	-	0.0	-
81.8	46.9	-	442.0	-	0.0	-	-	-	0.0	-	-	0.0	-
83.3	42.0	-	78.9	-	10.7	-	-	-	0.0	-	-	0.0	-
83.3	51.0	-	63.6	-	0.0	-	-	-	0.0	-	-	0.0	-
83.3	55.0	-	566.5	-	172.2	-	-	-	0.0	-	-	0.0	-
83.3	60.0	-	123.7	-	0.0	-	-	-	0.0	-	-	0.0	-
83.3	70.0	-	0.0	-	412.0	-	-	-	0.0	-	-	0.0	-
83.3	100.0	-	5.1	-	-	-	-	-	0.0	-	-	0.0	-
86.7	33.0	-	28.1	-	0.0	-	-	-	0.0	-	-	0.0	-
86.7	35.0	-	120.1	-	9.4	-	-	-	0.0	-	-	0.0	-
86.7	40.0	-	65.6	-	10.2	-	-	-	0.0	-	-	0.0	-
86.7	45.0	-	46.3	-	0.0	-	-	-	0.0	-	-	0.0	-
86.7	50.0	-	20.6	-	0.0	-	-	-	0.0	-	-	0.0	-
86.7	55.0	-	166.6	-	88.7	-	-	-	0.0	-	-	0.0	-
86.7	60.0	-	0.0	-	33.8	-	-	-	0.0	-	-	0.0	-
86.7	70.0	-	0.0	-	67.3	-	-	-	0.0	-	-	0.0	-
86.7	80.0	-	0.0	-	361.6	-	-	-	0.0	-	-	0.0	-
86.7	90.0	-	0.0	-	5.4	-	-	-	0.0	-	-	0.0	-
86.7	100.0	-	0.0	-	9.6	-	-	-	0.0	-	-	0.0	-
90.0	28.0	-	5.1	-	0.0	-	-	-	0.0	-	-	0.0	-
90.0	30.0	-	52.0	-	41.7	-	-	-	0.0	-	-	0.0	-
90.0	35.0	-	534.6	-	0.0	-	-	-	0.0	-	-	0.0	-
90.0	37.0	-	175.8	-	0.0	-	-	-	0.0	-	-	0.0	-
90.0	45.0	-	0.0	-	224.6	-	-	-	0.0	-	-	0.0	-

TABLE 4. (cont.)

Station	<i>Sardinops sagax</i> (cont.)											
	Jan.	Feb.	Mar.	Apr.	May	June	July	Aug.	Sep.	Oct.	Nov.	Dec.
90.0 53.0	-	15.5	-	-	-	-	-	0.0	-	0.0	-	-
90.0 60.0	-	30.2	-	-	-	-	-	0.0	-	0.0	-	-
90.0 70.0	-	0.0	-	1918.1	-	-	-	0.0	-	0.0	-	-
90.0 80.0	-	0.0	-	240.6	-	-	-	0.0	-	0.0	-	-
90.0 120.0	-	0.0	-	5.1	-	-	-	0.0	-	0.0	-	-
93.3 30.0	5.3	-	-	1667.5	-	-	-	0.0	-	0.0	-	-
93.3 35.0	63.0	-	-	700.6	-	-	-	0.0	-	0.0	-	-
93.3 40.0	0.0	-	-	827.0	-	-	-	0.0	-	0.0	-	-
93.3 45.0	0.0	-	-	325.1	-	-	-	0.0	-	0.0	-	-
93.3 50.0	0.0	-	-	1370.1	-	-	-	0.0	-	0.0	-	-
93.3 55.0	0.0	-	-	266.8	-	-	-	0.0	-	0.0	-	-
93.3 60.0	0.0	-	-	89.8	-	-	-	0.0	-	0.0	-	-
93.3 70.0	0.0	-	-	47.1	-	-	-	0.0	-	0.0	-	-
93.3 80.0	-	0.0	-	256.4	-	-	-	0.0	-	0.0	-	-
93.3 120.0	-	-	-	4.9	-	-	-	0.0	-	0.0	-	-
<i>Engraulis mordax</i>												
Station	Jan.	Feb.	Mar.	Apr.	May	June	July	Aug.	Sep.	Oct.	Nov.	Dec.
76.7 49.0	-	73.2	-	-	18.6	-	-	0.0	-	-	14.6	-
76.7 51.0	-	472.1	-	-	52.8	-	-	0.0	-	-	10.3	-
76.7 55.0	-	110.7	-	219.8	-	-	-	20.1	-	-	62.9	-
76.7 60.0	-	236.4	-	11.1	-	-	-	0.0	-	-	11.9	-
76.7 70.0	-	10.1	-	0.0	-	-	-	0.0	-	65.4	-	-
80.0 51.0	-	833.4	-	5.0	-	-	-	34.0	-	47.2	-	-
80.0 55.0	-	16.1	-	10.0	-	-	-	0.0	-	32.8	-	-
80.0 60.0	-	28.6	-	19.4	-	-	-	0.0	-	48.1	-	-
80.0 80.0	-	0.0	-	9.8	-	-	-	0.0	-	0.0	-	-
81.8 46.9	-	4042.6	-	30.1	-	-	-	15.6	-	102.8	-	-
83.3 40.6	-	295.4	-	18.0	-	-	-	7.9	-	95.4	-	-
83.3 42.0	-	1362.3	-	0.0	-	-	-	72.3	-	96.2	-	-
83.3 51.0	-	233.2	-	0.0	-	-	-	129.9	-	31.3	-	-

TABLE 4. (cont.)

Station	<i>Engraulis mordax</i> (cont.)											
	Jan.	Feb.	Mar.	Apr.	May	June	July	Aug.	Sep.	Oct.	Nov.	Dec.
83.3 55.0	-	136.4	-	32.3	-	-	-	0.0	-	0.0	-	-
83.3 60.0	-	195.9	-	0.0	-	-	-	0.0	-	0.0	-	-
83.3 70.0	-	20.2	-	80.1	-	-	-	0.0	-	-	-	-
83.3 100.0	-	5.1	-	-	-	-	-	0.0	-	0.0	-	-
86.7 33.0	-	280.8	-	55.3	-	-	-	73.1	-	12.2	-	-
86.7 35.0	-	3272.9	-	600.2	-	-	-	182.9	-	19.9	-	-
86.7 40.0	-	2368.4	-	194.1	-	-	-	19.5	-	0.0	-	-
86.7 45.0	-	524.3	-	656.4	-	-	-	5.3	-	0.0	-	-
86.7 50.0	-	132.2	-	136.3	-	-	-	7.5	-	0.0	-	-
86.7 55.0	-	133.3	-	33.3	-	-	-	0.0	-	0.0	-	-
86.7 60.0	-	220.2	-	33.8	-	-	-	0.0	-	0.0	-	-
86.7 70.0	-	28.3	-	0.0	-	-	-	9.6	-	0.0	-	-
86.7 80.0	-	0.0	-	97.0	-	-	-	0.0	-	0.0	-	-
86.7 110.0	-	4.9	-	0.0	-	-	-	0.0	-	0.0	-	-
90.0 28.0	-	258.1	-	147.3	-	-	-	13.0	-	4.0	-	-
90.0 30.0	-	384.8	-	78.2	-	-	-	5.3	-	0.0	-	-
90.0 35.0	-	756.0	-	117.9	-	-	-	21.1	-	5.1	-	-
90.0 37.0	-	103.4	-	44.3	-	-	-	0.0	-	0.0	-	-
90.0 45.0	-	0.0	-	19.5	-	-	-	0.0	-	0.0	-	-
90.0 53.0	-	56.7	-	-	-	-	-	0.0	-	0.0	-	-
90.0 60.0	-	377.3	-	-	-	-	-	0.0	-	0.0	-	-
90.0 70.0	-	0.0	-	41.4	-	-	-	0.0	-	5.4	-	-
93.3 26.7	45.2	-	-	375.2	-	-	-	0.0	-	0.0	-	-
93.3 28.0	218.6	-	-	253.0	-	-	-	0.0	-	0.0	-	-
93.3 30.0	110.9	-	-	23.2	-	-	-	21.3	-	5.1	-	-
93.3 35.0	36.8	-	-	60.5	-	-	-	9.6	-	0.0	-	-
93.3 40.0	0.0	-	-	171.8	-	-	-	0.0	-	0.0	-	-
93.3 45.0	0.0	-	-	5.1	-	-	-	0.0	-	0.0	-	-
93.3 50.0	8.6	-	-	36.2	-	-	-	0.0	-	0.0	-	-
93.3 55.0	0.0	-	-	4.8	-	-	-	0.0	-	0.0	-	-

TABLE 4. (cont.)

		<i>Engraulis mordax</i> (cont.)											
Station	Jan.	Feb.	Mar.	Apr.	May	June	July	Aug.	Sep.	Oct.	Nov.	Dec.	
93.3	60.0	4.8	-	0.0	-	-	-	0.0	-	0.0	-	-	
		<i>Argentina stialis</i>											
Station	Jan.	Feb.	Mar.	Apr.	May	June	July	Aug.	Sep.	Oct.	Nov.	Dec.	
76.7	49.0	0.0	-	-	0.0	-	-	0.0	-	-	4.9	-	
76.7	51.0	0.0	-	-	0.0	-	-	0.0	-	-	61.6	-	
76.7	55.0	11.1	-	0.0	-	-	-	0.0	-	-	0.0	-	
76.7	60.0	10.3	-	0.0	-	-	-	0.0	-	-	0.0	-	
80.0	51.0	0.0	-	0.0	-	-	-	0.0	-	3.9	-	-	
80.0	55.0	0.0	-	0.0	-	-	-	0.0	-	32.8	-	-	
80.0	60.0	0.0	-	0.0	-	-	-	0.0	-	9.6	-	-	
81.8	46.9	32.3	-	0.0	-	-	-	5.2	-	5.1	-	-	
86.7	40.0	5.0	-	0.0	-	-	-	0.0	-	0.0	-	-	
86.7	45.0	0.0	-	10.9	-	-	-	0.0	-	0.0	-	-	
86.7	50.0	0.0	-	10.5	-	-	-	0.0	-	0.0	-	-	
86.7	55.0	4.8	-	0.0	-	-	-	0.0	-	0.0	-	-	
86.7	80.0	0.0	-	8.8	-	-	-	0.0	-	0.0	-	-	
86.7	90.0	0.0	-	10.7	-	-	-	0.0	-	0.0	-	-	
86.7	100.0	0.0	-	9.6	-	-	-	0.0	-	0.0	-	-	
90.0	35.0	27.0	-	0.0	-	-	-	0.0	-	0.0	-	-	
		<i>Microstoma</i> spp.											
Station	Jan.	Feb.	Mar.	Apr.	May	June	July	Aug.	Sep.	Oct.	Nov.	Dec.	
76.7	70.0	0.0	-	0.0	-	-	-	10.2	-	0.0	-	-	
80.0	60.0	4.8	-	9.7	-	-	-	0.0	-	0.0	-	-	
80.0	70.0	10.5	-	0.0	-	-	-	0.0	-	0.0	-	-	
80.0	80.0	0.0	-	0.0	-	-	-	0.0	-	4.6	-	-	
80.0	100.0	0.0	-	10.5	-	-	-	0.0	-	0.0	-	-	
83.3	70.0	0.0	-	22.9	-	-	-	0.0	-	-	-	-	
86.7	70.0	4.7	-	0.0	-	-	-	0.0	-	0.0	-	-	
86.7	80.0	5.4	-	0.0	-	-	-	0.0	-	0.0	-	-	
86.7	100.0	0.0	-	0.0	-	-	-	4.5	-	0.0	-	-	
90.0	45.0	5.2	-	0.0	-	-	-	0.0	-	0.0	-	-	

TABLE 4. (cont.)

		<i>Microstoma</i> spp. (cont.)											
Station	Jan.	Feb.	Mar.	Apr.	May	June	July	Aug.	Sep.	Oct.	Nov.	Dec.	
90.0	53.0	5.2	-	-	-	-	-	0.0	-	0.0	-	-	
90.0	60.0	0.0	-	-	-	-	-	5.4	-	0.0	-	-	
93.3	60.0	-	-	5.0	-	-	-	0.0	-	0.0	-	-	
		<i>Nansenia candida</i>											
Station	Jan.	Feb.	Mar.	Apr.	May	June	July	Aug.	Sep.	Oct.	Nov.	Dec.	
76.7	70.0	0.0	-	5.5	-	-	-	0.0	-	0.0	-	-	
76.7	80.0	0.0	-	19.9	-	-	-	0.0	-	0.0	-	-	
76.7	90.0	0.0	-	5.3	-	-	-	0.0	-	0.0	-	-	
86.7	70.0	0.0	-	5.6	-	-	-	0.0	-	0.0	-	-	
90.0	80.0	0.0	-	5.2	-	-	-	0.0	-	0.0	-	-	
93.3	60.0	-	-	5.0	-	-	-	0.0	-	0.0	-	-	
		<i>Bathylagus milleri</i>											
Station	Jan.	Feb.	Mar.	Apr.	May	June	July	Aug.	Sep.	Oct.	Nov.	Dec.	
93.3	40.0	-	-	0.0	-	-	-	0.0	-	0.0	-	-	
		<i>Bathylagus ochotensis</i>											
Station	Jan.	Feb.	Mar.	Apr.	May	June	July	Aug.	Sep.	Oct.	Nov.	Dec.	
76.7	51.0	22.5	-	-	21.1	-	-	0.0	-	-	0.0	-	
76.7	55.0	99.6	-	58.6	-	-	-	0.0	-	-	0.0	-	
76.7	60.0	164.5	-	55.6	-	-	-	0.0	-	-	0.0	-	
76.7	70.0	10.1	-	0.0	-	-	-	0.0	-	0.0	-	-	
76.7	80.0	0.0	-	0.0	-	-	-	0.0	-	4.7	-	-	
76.7	100.0	0.0	-	5.1	-	-	-	0.0	-	0.0	-	-	
80.0	55.0	37.6	-	20.1	-	-	-	0.0	-	0.0	-	-	
80.0	60.0	23.8	-	9.7	-	-	-	0.0	-	0.0	-	-	
80.0	70.0	21.0	-	0.0	-	-	-	0.0	-	0.0	-	-	
80.0	80.0	0.0	-	0.0	-	-	-	0.0	-	4.6	-	-	
80.0	90.0	4.8	-	0.0	-	-	-	0.0	-	0.0	-	-	
83.3	51.0	8.5	-	0.0	-	-	-	0.0	-	0.0	-	-	
83.3	55.0	31.5	-	10.8	-	-	-	0.0	-	0.0	-	-	
83.3	60.0	41.2	-	0.0	-	-	-	0.0	-	0.0	-	-	
83.3	70.0	15.1	-	11.4	-	-	-	0.0	-	-	-	-	

TABLE 4. (cont.)

		<i>Bathylagus ochotensis</i> (cont.)											
Station	Jan.	Feb.	Mar.	Apr.	May	June	July	Aug.	Sep.	Oct.	Nov.	Dec.	
83.3 90.0	-	4.9	-	-	-	-	-	0.0	-	0.0	-	-	
83.3 100.0	-	5.1	-	-	-	-	-	0.0	-	0.0	-	-	
86.7 40.0	-	40.4	-	10.2	-	-	-	0.0	-	0.0	-	-	
86.7 45.0	-	30.8	-	0.0	-	-	-	0.0	-	0.0	-	-	
86.7 55.0	-	19.0	-	22.2	-	-	-	0.0	-	0.0	-	-	
86.7 60.0	-	32.2	-	0.0	-	-	-	0.0	-	0.0	-	-	
86.7 70.0	-	9.4	-	5.6	-	-	-	0.0	-	0.0	-	-	
86.7 80.0	-	21.5	-	35.3	-	-	-	0.0	-	0.0	-	-	
86.7 110.0	-	14.8	-	0.0	-	-	-	0.0	-	0.0	-	-	
90.0 35.0	-	54.0	-	10.7	-	-	-	0.0	-	0.0	-	-	
90.0 37.0	-	36.2	-	0.0	-	-	-	0.0	-	0.0	-	-	
90.0 45.0	-	41.4	-	0.0	-	-	-	0.0	-	0.0	-	-	
90.0 53.0	-	20.6	-	-	-	-	-	0.0	-	0.0	-	-	
90.0 60.0	-	60.4	-	-	-	-	-	0.0	-	0.0	-	-	
90.0 70.0	-	0.0	-	15.5	-	-	-	0.0	-	0.0	-	-	
90.0 100.0	-	10.0	-	0.0	-	-	-	0.0	-	0.0	-	-	
93.3 28.0	0.0	-	-	5.1	-	-	-	0.0	-	0.0	-	-	
93.3 30.0	0.0	-	-	23.2	-	-	-	0.0	-	0.0	-	-	
93.3 35.0	0.0	-	-	10.1	-	-	-	0.0	-	0.0	-	-	
93.3 40.0	0.0	-	-	10.7	-	-	-	0.0	-	0.0	-	-	
93.3 45.0	5.5	-	-	40.6	-	-	-	0.0	-	0.0	-	-	
93.3 50.0	0.0	-	-	10.3	-	-	-	0.0	-	0.0	-	-	
93.3 55.0	15.2	-	-	19.4	-	-	-	0.0	-	0.0	-	-	
93.3 70.0	0.0	-	-	5.2	-	-	-	0.0	-	0.0	-	-	
		<i>Bathylagus pacificus</i>											
Station	Jan.	Feb.	Mar.	Apr.	May	June	July	Aug.	Sep.	Oct.	Nov.	Dec.	
76.7 90.0	-	0.0	-	5.3	-	-	-	0.0	-	0.0	-	-	
86.7 55.0	-	4.8	-	0.0	-	-	-	0.0	-	0.0	-	-	
90.0 45.0	-	0.0	-	0.0	-	-	-	4.9	-	0.0	-	-	
93.3 80.0	-	0.0	-	0.0	-	-	-	0.0	-	4.7	-	-	
93.3 90.0	-	0.0	-	5.4	-	-	-	0.0	-	0.0	-	-	

TABLE 4. (cont.)

Station	<i>Bathylagus wesethi</i>											
	Jan.	Feb.	Mar.	Apr.	May	June	July	Aug.	Sep.	Oct.	Nov.	Dec.
76.7 70.0	-	0.0	-	5.5	-	-	-	0.0	-	0.0	-	-
76.7 80.0	-	0.0	-	54.7	-	-	-	10.1	-	0.0	-	-
76.7 90.0	-	0.0	-	63.2	-	-	-	10.6	-	0.0	-	-
76.7 100.0	-	4.9	-	10.3	-	-	-	0.0	-	0.0	-	-
80.0 80.0	-	0.0	-	14.7	-	-	-	0.0	-	0.0	-	-
80.0 90.0	-	0.0	-	5.2	-	-	-	4.8	-	5.2	-	-
83.3 70.0	-	0.0	-	0.0	-	-	-	5.2	-	-	-	-
83.3 90.0	-	0.0	-	-	-	-	-	13.5	-	4.7	-	-
83.3 100.0	-	0.0	-	-	-	-	-	4.5	-	9.0	-	-
83.3 110.0	-	0.0	-	5.0	-	-	-	0.0	-	0.0	-	-
86.7 70.0	-	0.0	-	0.0	-	-	-	19.1	-	0.0	-	-
86.7 90.0	-	0.0	-	10.7	-	-	-	14.3	-	0.0	-	-
86.7 100.0	-	0.0	-	0.0	-	-	-	13.5	-	5.3	-	-
86.7 110.0	-	0.0	-	15.1	-	-	-	0.0	-	4.9	-	-
90.0 60.0	-	0.0	-	-	-	-	-	16.2	-	0.0	-	-
90.0 70.0	-	0.0	-	0.0	-	-	-	33.5	-	0.0	-	-
90.0 80.0	-	0.0	-	5.2	-	-	-	5.1	-	37.2	-	-
90.0 90.0	-	0.0	-	5.0	-	-	-	88.9	-	34.7	-	-
90.0 110.0	-	5.0	-	4.7	-	-	-	9.6	-	18.6	-	-
90.0 120.0	-	0.0	-	5.1	-	-	-	0.0	-	0.0	-	-
93.3 35.0	5.3	-	-	0.0	-	-	-	0.0	-	0.0	-	-
93.3 45.0	0.0	-	-	0.0	-	-	-	0.0	-	5.2	-	-
93.3 55.0	0.0	-	-	0.0	-	-	-	10.0	-	0.0	-	-
93.3 60.0	0.0	-	-	15.0	-	-	-	9.3	-	5.2	-	-
93.3 70.0	0.0	-	-	10.5	-	-	-	155.8	-	0.0	-	-
93.3 80.0	-	0.0	-	9.9	-	-	-	0.0	-	4.7	-	-
93.3 90.0	-	0.0	-	5.4	-	-	-	5.3	-	64.3	-	-
93.3 100.0	-	10.1	-	0.0	-	-	-	52.7	-	0.0	-	-
93.3 110.0	-	0.0	-	9.8	-	-	-	0.0	-	0.0	-	-
93.3 120.0	-	-	-	4.9	-	-	-	0.0	-	0.0	-	-

TABLE 4. (cont.)

Station	<i>Leuroglossus stilbius</i>											
	Jan.	Feb.	Mar.	Apr.	May	June	July	Aug.	Sep.	Oct.	Nov.	Dec.
76.7 51.0	-	22.5	-	-	31.7	-	-	0.0	-	-	0.0	-
76.7 55.0	-	254.5	-	102.6	-	-	-	0.0	-	-	0.0	-
76.7 60.0	-	400.9	-	22.3	-	-	-	10.6	-	-	0.0	-
76.7 70.0	-	60.4	-	0.0	-	-	-	0.0	-	10.9	-	-
76.7 80.0	-	19.7	-	0.0	-	-	-	0.0	-	0.0	-	-
80.0 51.0	-	0.0	-	0.0	-	-	-	0.0	-	3.9	-	-
80.0 55.0	-	257.8	-	70.3	-	-	-	0.0	-	10.9	-	-
80.0 60.0	-	23.8	-	9.7	-	-	-	0.0	-	0.0	-	-
81.8 46.9	-	495.9	-	70.1	-	-	-	0.0	-	41.1	-	-
83.3 42.0	-	26.3	-	0.0	-	-	-	0.0	-	0.0	-	-
83.3 51.0	-	12.7	-	0.0	-	-	-	0.0	-	0.0	-	-
83.3 55.0	-	514.0	-	96.8	-	-	-	0.0	-	0.0	-	-
83.3 60.0	-	360.8	-	0.0	-	-	-	0.0	-	0.0	-	-
83.3 70.0	-	35.4	-	34.3	-	-	-	0.0	-	-	-	-
83.3 100.0	-	5.1	-	-	-	-	-	0.0	-	0.0	-	-
86.7 35.0	-	553.3	-	140.7	-	-	-	0.0	-	0.0	-	-
86.7 40.0	-	707.0	-	163.4	-	-	-	9.8	-	0.0	-	-
86.7 45.0	-	241.6	-	262.6	-	-	-	0.0	-	0.0	-	-
86.7 50.0	-	4.1	-	0.0	-	-	-	0.0	-	0.0	-	-
86.7 55.0	-	109.5	-	77.6	-	-	-	0.0	-	0.0	-	-
86.7 60.0	-	37.6	-	67.5	-	-	-	0.0	-	0.0	-	-
86.7 70.0	-	51.8	-	0.0	-	-	-	9.6	-	0.0	-	-
86.7 80.0	-	0.0	-	26.5	-	-	-	0.0	-	0.0	-	-
86.7 110.0	-	4.9	-	0.0	-	-	-	0.0	-	0.0	-	-
90.0 28.0	-	0.0	-	5.3	-	-	-	0.0	-	0.0	-	-
90.0 30.0	-	530.4	-	36.5	-	-	-	0.0	-	0.0	-	-
90.0 35.0	-	1431.0	-	21.4	-	-	-	0.0	-	0.0	-	-
90.0 37.0	-	315.4	-	33.3	-	-	-	0.0	-	0.0	-	-
90.0 45.0	-	15.5	-	19.5	-	-	-	0.0	-	0.0	-	-
90.0 53.0	-	108.2	-	-	-	-	-	0.0	-	0.0	-	-

TABLE 4. (cont.)

<i>Leuroglossus stilbius</i> (cont.)												
Station	Jan.	Feb.	Mar.	Apr.	May	June	July	Aug.	Sep.	Oct.	Nov.	Dec.
90.0	60.0	125.8	-	-	-	-	-	0.0	-	0.0	-	-
90.0	70.0	0.0	-	20.7	-	-	-	0.0	-	0.0	-	-
90.0	90.0	4.9	-	0.0	-	-	-	0.0	-	0.0	-	-
90.0	120.0	5.0	-	0.0	-	-	-	0.0	-	0.0	-	-
93.3	28.0	-	-	101.2	-	-	-	0.0	-	0.0	-	-
93.3	30.0	-	-	110.0	-	-	-	0.0	-	0.0	-	-
93.3	35.0	-	-	65.5	-	-	-	0.0	-	0.0	-	-
93.3	40.0	-	-	182.6	-	-	-	22.1	-	0.0	-	-
93.3	45.0	-	-	116.8	-	-	-	0.0	-	0.0	-	-
93.3	50.0	-	-	103.4	-	-	-	0.0	-	0.0	-	-
93.3	55.0	10.1	-	48.5	-	-	-	0.0	-	0.0	-	-
93.3	60.0	-	-	15.0	-	-	-	0.0	-	0.0	-	-
93.3	70.0	-	-	20.9	-	-	-	0.0	-	0.0	-	-
93.3	80.0	0.0	-	9.9	-	-	-	0.0	-	0.0	-	-
<i>Stomiiformes</i>												
Station	Jan.	Feb.	Mar.	Apr.	May	June	July	Aug.	Sep.	Oct.	Nov.	Dec.
80.0	80.0	0.0	-	4.9	-	-	-	0.0	-	0.0	-	-
83.3	110.0	0.0	-	5.0	-	-	-	0.0	-	0.0	-	-
90.0	120.0	10.0	-	0.0	-	-	-	0.0	-	0.0	-	-
<i>Cyclothone acclinidens</i>												
Station	Jan.	Feb.	Mar.	Apr.	May	June	July	Aug.	Sep.	Oct.	Nov.	Dec.
76.7	100.0	0.0	-	0.0	-	-	-	9.1	-	0.0	-	-
80.0	80.0	0.0	-	4.9	-	-	-	0.0	-	0.0	-	-
80.0	90.0	0.0	-	10.4	-	-	-	0.0	-	0.0	-	-
86.7	110.0	0.0	-	10.1	-	-	-	0.0	-	0.0	-	-
90.0	70.0	5.0	-	0.0	-	-	-	0.0	-	0.0	-	-
90.0	90.0	0.0	-	0.0	-	-	-	0.0	-	5.0	-	-
90.0	110.0	5.0	-	9.4	-	-	-	19.1	-	9.3	-	-
93.3	80.0	0.0	-	0.0	-	-	-	0.0	-	4.7	-	-
93.3	90.0	0.0	-	0.0	-	-	-	0.0	-	13.8	-	-
93.3	100.0	5.1	-	0.0	-	-	-	19.2	-	4.7	-	-

TABLE 4. (cont.)

<i>Cyclothone acclinidens</i> (cont.)												
Station	Jan.	Feb.	Mar.	Apr.	May	June	July	Aug.	Sep.	Oct.	Nov.	Dec.
93.3 110.0	-	4.8	-	9.8	-	-	-	5.4	-	8.9	-	-
93.3 120.0	-	-	-	0.0	-	-	-	0.0	-	19.0	-	-
<i>Cyclothone pseudopallida</i>												
Station	Jan.	Feb.	Mar.	Apr.	May	June	July	Aug.	Sep.	Oct.	Nov.	Dec.
76.7 80.0	-	0.0	-	5.0	-	-	-	0.0	-	0.0	-	-
86.7 110.0	-	0.0	-	5.0	-	-	-	0.0	-	0.0	-	-
90.0 70.0	-	0.0	-	0.0	-	-	-	4.8	-	0.0	-	-
<i>Cyclothone signata</i>												
Station	Jan.	Feb.	Mar.	Apr.	May	June	July	Aug.	Sep.	Oct.	Nov.	Dec.
76.7 70.0	-	5.0	-	0.0	-	-	-	0.0	-	0.0	-	-
76.7 80.0	-	0.0	-	29.8	-	-	-	10.1	-	0.0	-	-
76.7 90.0	-	30.8	-	26.3	-	-	-	10.6	-	0.0	-	-
76.7 100.0	-	34.4	-	5.1	-	-	-	32.0	-	4.9	-	-
80.0 70.0	-	0.0	-	0.0	-	-	-	12.0	-	0.0	-	-
80.0 80.0	-	5.5	-	29.4	-	-	-	5.2	-	9.1	-	-
80.0 90.0	-	4.8	-	15.6	-	-	-	4.8	-	15.6	-	-
80.0 100.0	-	0.0	-	5.3	-	-	-	4.7	-	0.0	-	-
83.3 55.0	-	0.0	-	10.8	-	-	-	0.0	-	0.0	-	-
83.3 60.0	-	10.3	-	0.0	-	-	-	10.3	-	0.0	-	-
83.3 70.0	-	0.0	-	0.0	-	-	-	5.2	-	-	-	-
83.3 80.0	-	23.5	-	-	-	-	-	10.5	-	5.0	-	-
83.3 90.0	-	0.0	-	-	-	-	-	22.5	-	18.6	-	-
83.3 100.0	-	0.0	-	-	-	-	-	18.0	-	0.0	-	-
83.3 110.0	-	0.0	-	40.2	-	-	-	0.0	-	4.8	-	-
86.7 70.0	-	0.0	-	5.6	-	-	-	0.0	-	0.0	-	-
86.7 90.0	-	0.0	-	0.0	-	-	-	0.0	-	5.0	-	-
86.7 100.0	-	0.0	-	14.4	-	-	-	0.0	-	0.0	-	-
86.7 110.0	-	0.0	-	30.2	-	-	-	4.7	-	0.0	-	-
90.0 45.0	-	5.2	-	0.0	-	-	-	0.0	-	0.0	-	-
90.0 70.0	-	55.1	-	0.0	-	-	-	14.4	-	10.8	-	-
90.0 80.0	-	20.6	-	0.0	-	-	-	0.0	-	0.0	-	-

TABLE 4. (cont.)

		<i>Cyclothone signata</i> (cont.)											
Station	Jan.	Feb.	Mar.	Apr.	May	June	July	Aug.	Sep.	Oct.	Nov.	Dec.	
90.0	90.0	0.0	-	89.6	-	-	-	10.5	-	24.8	-	-	
90.0	100.0	0.0	-	46.6	-	-	-	31.3	-	19.2	-	-	
90.0	110.0	15.1	-	9.4	-	-	-	52.6	-	27.9	-	-	
90.0	120.0	10.0	-	20.5	-	-	-	34.4	-	9.4	-	-	
93.3	60.0	-	-	10.0	-	-	-	4.7	-	0.0	-	-	
93.3	70.0	-	-	10.5	-	-	-	9.7	-	0.0	-	-	
93.3	80.0	26.0	-	4.9	-	-	-	0.0	-	4.7	-	-	
93.3	90.0	0.0	-	5.4	-	-	-	5.3	-	4.6	-	-	
93.3	100.0	5.1	-	15.1	-	-	-	57.5	-	9.3	-	-	
93.3	110.0	62.4	-	0.0	-	-	-	32.5	-	4.5	-	-	
93.3	120.0	-	-	4.9	-	-	-	30.9	-	33.3	-	-	
		<i>Sternoptychidae</i>											
Station	Jan.	Feb.	Mar.	Apr.	May	June	July	Aug.	Sep.	Oct.	Nov.	Dec.	
86.7	70.0	4.7	-	0.0	-	-	-	0.0	-	0.0	-	-	
		<i>Argyropelecus affinis</i>											
Station	Jan.	Feb.	Mar.	Apr.	May	June	July	Aug.	Sep.	Oct.	Nov.	Dec.	
76.7	80.0	9.8	-	9.9	-	-	-	0.0	-	0.0	-	-	
76.7	90.0	0.0	-	5.3	-	-	-	0.0	-	0.0	-	-	
76.7	100.0	0.0	-	0.0	-	-	-	4.6	-	0.0	-	-	
80.0	80.0	0.0	-	0.0	-	-	-	10.4	-	0.0	-	-	
80.0	90.0	0.0	-	0.0	-	-	-	4.8	-	0.0	-	-	
83.3	80.0	4.7	-	-	-	-	-	0.0	-	5.0	-	-	
86.7	70.0	0.0	-	0.0	-	-	-	9.6	-	0.0	-	-	
86.7	90.0	0.0	-	5.4	-	-	-	0.0	-	0.0	-	-	
86.7	100.0	0.0	-	9.6	-	-	-	0.0	-	0.0	-	-	
90.0	45.0	5.2	-	0.0	-	-	-	0.0	-	0.0	-	-	
90.0	80.0	0.0	-	5.2	-	-	-	0.0	-	5.3	-	-	
90.0	100.0	0.0	-	10.4	-	-	-	0.0	-	0.0	-	-	
90.0	110.0	10.1	-	0.0	-	-	-	0.0	-	0.0	-	-	
90.0	120.0	0.0	-	5.1	-	-	-	0.0	-	0.0	-	-	
93.3	70.0	-	-	5.2	-	-	-	9.7	-	0.0	-	-	

TABLE 4. (cont.)

		<i>Argyrolepelecus affinis</i> (cont.)											
Station	Jan.	Feb.	Mar.	Apr.	May	June	July	Aug.	Sep.	Oct.	Nov.	Dec.	
93.3 80.0	-	0.0	-	14.8	-	-	-	0.0	-	9.3	-	-	
93.3 90.0	-	5.1	-	0.0	-	-	-	0.0	-	0.0	-	-	
		<i>Argyrolepelecus hemigymnus</i>											
Station	Jan.	Feb.	Mar.	Apr.	May	June	July	Aug.	Sep.	Oct.	Nov.	Dec.	
76.7 90.0	-	0.0	-	0.0	-	-	-	0.0	-	5.4	-	-	
80.0 80.0	-	0.0	-	4.9	-	-	-	0.0	-	4.6	-	-	
80.0 90.0	-	0.0	-	5.2	-	-	-	0.0	-	0.0	-	-	
83.3 80.0	-	0.0	-	-	-	-	-	0.0	-	5.0	-	-	
90.0 90.0	-	0.0	-	5.0	-	-	-	0.0	-	0.0	-	-	
93.3 35.0	0.0	-	-	5.0	-	-	-	0.0	-	0.0	-	-	
		<i>Argyrolepelecus lychinus</i>											
Station	Jan.	Feb.	Mar.	Apr.	May	June	July	Aug.	Sep.	Oct.	Nov.	Dec.	
93.3 45.0	0.0	-	-	5.1	-	-	-	0.0	-	0.0	-	-	
		<i>Argyrolepelecus stadeni</i>											
Station	Jan.	Feb.	Mar.	Apr.	May	June	July	Aug.	Sep.	Oct.	Nov.	Dec.	
76.7 55.0	-	0.0	-	14.7	-	-	-	0.0	-	-	0.0	-	
76.7 60.0	-	10.3	-	0.0	-	-	-	0.0	-	-	0.0	-	
76.7 70.0	-	5.0	-	0.0	-	-	-	0.0	-	10.9	-	-	
76.7 80.0	-	0.0	-	5.0	-	-	-	0.0	-	0.0	-	-	
76.7 90.0	-	10.3	-	0.0	-	-	-	0.0	-	0.0	-	-	
80.0 55.0	-	5.4	-	0.0	-	-	-	0.0	-	0.0	-	-	
80.0 60.0	-	0.0	-	0.0	-	-	-	0.0	-	9.6	-	-	
80.0 80.0	-	0.0	-	4.9	-	-	-	0.0	-	9.1	-	-	
80.0 90.0	-	0.0	-	5.2	-	-	-	0.0	-	0.0	-	-	
80.0 100.0	-	0.0	-	0.0	-	-	-	4.7	-	0.0	-	-	
83.3 70.0	-	0.0	-	11.4	-	-	-	0.0	-	-	-	-	
90.0 35.0	-	0.0	-	0.0	-	-	-	0.0	-	5.1	-	-	
90.0 37.0	-	5.2	-	0.0	-	-	-	0.0	-	0.0	-	-	
90.0 45.0	-	5.2	-	0.0	-	-	-	0.0	-	0.0	-	-	
90.0 70.0	-	0.0	-	0.0	-	-	-	4.8	-	0.0	-	-	
90.0 80.0	-	5.1	-	0.0	-	-	-	0.0	-	0.0	-	-	

TABLE 4. (cont.)

<i>Argyroleucus sladeni</i> (cont.)												
Station	Jan.	Feb.	Mar.	Apr.	May	June	July	Aug.	Sep.	Oct.	Nov.	Dec.
90.0	90.0	9.8	-	0.0	-	-	-	5.2	-	0.0	-	-
90.0	100.0	0.0	-	0.0	-	-	-	0.0	-	9.6	-	-
90.0	120.0	5.0	-	0.0	-	-	-	4.9	-	0.0	-	-
93.3	40.0	-	-	0.0	-	-	-	0.0	-	0.0	-	-
93.3	45.0	-	-	5.1	-	-	-	0.0	-	0.0	-	-
93.3	60.0	-	-	5.0	-	-	-	0.0	-	0.0	-	-
93.3	70.0	-	-	5.2	-	-	-	4.9	-	0.0	-	-
93.3	80.0	0.0	-	0.0	-	-	-	0.0	-	4.7	-	-
93.3	90.0	0.0	-	0.0	-	-	-	0.0	-	4.6	-	-
93.3	100.0	0.0	-	0.0	-	-	-	9.6	-	0.0	-	-
<i>Danaphos oculatus</i>												
Station	Jan.	Feb.	Mar.	Apr.	May	June	July	Aug.	Sep.	Oct.	Nov.	Dec.
76.7	70.0	5.0	-	0.0	-	-	-	0.0	-	0.0	-	-
80.0	80.0	0.0	-	4.9	-	-	-	0.0	-	0.0	-	-
80.0	90.0	4.8	-	0.0	-	-	-	0.0	-	0.0	-	-
81.8	46.9	0.0	-	10.0	-	-	-	0.0	-	0.0	-	-
83.3	80.0	0.0	-	-	-	-	-	10.5	-	5.0	-	-
86.7	55.0	0.0	-	11.1	-	-	-	0.0	-	0.0	-	-
86.7	60.0	0.0	-	0.0	-	-	-	0.0	-	9.9	-	-
86.7	70.0	0.0	-	0.0	-	-	-	0.0	-	11.5	-	-
86.7	80.0	5.4	-	8.8	-	-	-	0.0	-	0.0	-	-
86.7	110.0	0.0	-	5.0	-	-	-	0.0	-	0.0	-	-
90.0	30.0	10.4	-	0.0	-	-	-	0.0	-	0.0	-	-
90.0	53.0	5.2	-	-	-	-	-	0.0	-	0.0	-	-
90.0	80.0	5.1	-	5.2	-	-	-	0.0	-	5.3	-	-
90.0	90.0	0.0	-	5.0	-	-	-	0.0	-	0.0	-	-
90.0	100.0	0.0	-	0.0	-	-	-	5.2	-	0.0	-	-
90.0	120.0	5.0	-	0.0	-	-	-	0.0	-	0.0	-	-
93.3	70.0	-	-	5.2	-	-	-	0.0	-	0.0	-	-
93.3	110.0	19.2	-	0.0	-	-	-	0.0	-	0.0	-	-

TABLE 4. (cont.)

Station	<i>Sterna</i> spp.											
	Jan.	Feb.	Mar.	Apr.	May	June	July	Aug.	Sep.	Oct.	Nov.	Dec.
76.7 55.0	-	0.0	-	0.0	-	-	-	10.1	-	-	0.0	-
76.7 90.0	-	5.1	-	0.0	-	-	-	0.0	-	0.0	-	-
76.7 100.0	-	0.0	-	0.0	-	-	-	9.1	-	0.0	-	-
80.0 80.0	-	0.0	-	4.9	-	-	-	5.2	-	0.0	-	-
86.7 55.0	-	4.8	-	0.0	-	-	-	0.0	-	0.0	-	-
86.7 90.0	-	0.0	-	10.7	-	-	-	0.0	-	0.0	-	-
86.7 110.0	-	0.0	-	15.1	-	-	-	0.0	-	0.0	-	-
90.0 80.0	-	5.1	-	5.2	-	-	-	0.0	-	0.0	-	-
90.0 90.0	-	0.0	-	5.0	-	-	-	0.0	-	5.0	-	-
90.0 100.0	-	0.0	-	15.5	-	-	-	0.0	-	0.0	-	-
90.0 110.0	-	10.1	-	0.0	-	-	-	19.1	-	0.0	-	-
93.3 45.0	0.0	-	-	0.0	-	-	-	4.5	-	0.0	-	-
93.3 80.0	-	0.0	-	4.9	-	-	-	0.0	-	0.0	-	-
93.3 110.0	-	4.8	-	0.0	-	-	-	0.0	-	4.5	-	-
Station	Jan.	Feb.	Mar.	Apr.	May	June	July	Aug.	Sep.	Oct.	Nov.	Dec.
93.3 100.0	-	0.0	-	0.0	-	-	-	0.0	-	4.7	-	-
<i>Valenciennellus tripunctulatus</i>												
Station	Jan.	Feb.	Mar.	Apr.	May	June	July	Aug.	Sep.	Oct.	Nov.	Dec.
90.0 80.0	-	10.3	-	0.0	-	-	-	0.0	-	0.0	-	-
90.0 100.0	-	0.0	-	5.2	-	-	-	0.0	-	0.0	-	-
90.0 120.0	-	0.0	-	10.2	-	-	-	0.0	-	0.0	-	-
93.3 100.0	-	0.0	-	3.8	-	-	-	0.0	-	0.0	-	-
93.3 110.0	-	0.0	-	9.8	-	-	-	0.0	-	0.0	-	-
<i>Vinciguerria lucetia</i>												
Station	Jan.	Feb.	Mar.	Apr.	May	June	July	Aug.	Sep.	Oct.	Nov.	Dec.
76.7 70.0	-	0.0	-	0.0	-	-	-	10.2	-	10.9	-	-
76.7 80.0	-	0.0	-	9.9	-	-	-	0.0	-	0.0	-	-
76.7 90.0	-	0.0	-	10.5	-	-	-	0.0	-	10.8	-	-
76.7 100.0	-	4.9	-	0.0	-	-	-	1457.8	-	4.9	-	-
80.0 70.0	-	0.0	-	0.0	-	-	-	36.0	-	7.5	-	-

TABLE 4. (cont.)

Station	<i>Vinciguerria lucetia</i> (cont.)											
	Jan.	Feb.	Mar.	Apr.	May	June	July	Aug.	Sep.	Oct.	Nov.	Dec.
80.0 80.0	-	0.0	-	63.7	-	-	-	360.2	-	91.2	-	-
80.0 90.0	-	0.0	-	5.2	-	-	-	500.8	-	83.0	-	-
80.0 100.0	-	0.0	-	0.0	-	-	-	274.9	-	5.0	-	-
83.3 55.0	-	0.0	-	0.0	-	-	-	7.5	-	0.0	-	-
83.3 70.0	-	5.0	-	0.0	-	-	-	26.1	-	-	-	-
83.3 80.0	-	4.7	-	-	-	-	-	42.1	-	59.9	-	-
83.3 90.0	-	0.0	-	-	-	-	-	1089.0	-	214.4	-	-
83.3 100.0	-	0.0	-	-	-	-	-	99.0	-	26.9	-	-
83.3 110.0	-	0.0	-	80.3	-	-	-	73.7	-	33.5	-	-
86.7 60.0	-	0.0	-	0.0	-	-	-	0.0	-	9.9	-	-
86.7 80.0	-	0.0	-	0.0	-	-	-	9.7	-	0.0	-	-
86.7 90.0	-	0.0	-	0.0	-	-	-	4.8	-	269.5	-	-
86.7 100.0	-	0.0	-	67.2	-	-	-	0.0	-	36.8	-	-
86.7 110.0	-	0.0	-	417.5	-	-	-	18.9	-	9.8	-	-
90.0 30.0	-	0.0	-	0.0	-	-	-	0.0	-	10.8	-	-
90.0 53.0	-	0.0	-	-	-	-	-	0.0	-	20.0	-	-
90.0 60.0	-	0.0	-	-	-	-	-	26.9	-	0.0	-	-
90.0 70.0	-	65.1	-	0.0	-	-	-	158.1	-	65.0	-	-
90.0 80.0	-	41.1	-	0.0	-	-	-	157.8	-	472.6	-	-
90.0 90.0	-	0.0	-	129.5	-	-	-	125.5	-	426.6	-	-
90.0 100.0	-	0.0	-	238.3	-	-	-	552.3	-	351.1	-	-
90.0 110.0	-	5.0	-	79.6	-	-	-	631.0	-	585.9	-	-
90.0 120.0	-	20.0	-	245.8	-	-	-	393.6	-	414.5	-	-
93.3 45.0	0.0	-	-	0.0	-	-	-	0.0	-	5.2	-	-
93.3 50.0	0.0	-	-	0.0	-	-	-	0.0	-	67.5	-	-
93.3 55.0	0.0	-	-	0.0	-	-	-	10.0	-	118.2	-	-
93.3 60.0	0.0	-	-	0.0	-	-	-	46.7	-	20.6	-	-
93.3 70.0	4.8	-	-	0.0	-	-	-	1743.5	-	0.0	-	-
93.3 80.0	-	52.0	-	4.9	-	-	-	41.4	-	303.6	-	-
93.3 90.0	-	15.2	-	5.4	-	-	-	685.1	-	119.3	-	-

TABLE 4. (cont.)

<i>Vinciguerria lucetia</i> (cont.)												
Station	Jan.	Feb.	Mar.	Apr.	May	June	July	Aug.	Sep.	Oct.	Nov.	Dec.
93.3 100.0	-	15.2	-	37.7	-	-	-	1461.0	-	391.4	-	-
93.3 110.0	-	52.8	-	265.7	-	-	-	411.2	-	312.9	-	-
93.3 120.0	-	0.0	-	83.3	-	-	-	538.0	-	617.5	-	-
<i>Vinciguerria poweriae</i>												
Station	Jan.	Feb.	Mar.	Apr.	May	June	July	Aug.	Sep.	Oct.	Nov.	Dec.
76.7 100.0	-	0.0	-	0.0	-	-	-	68.6	-	0.0	-	-
86.7 110.0	-	0.0	-	25.2	-	-	-	0.0	-	0.0	-	-
90.0 90.0	-	0.0	-	0.0	-	-	-	0.0	-	5.0	-	-
90.0 100.0	-	0.0	-	0.0	-	-	-	83.4	-	0.0	-	-
90.0 110.0	-	5.0	-	0.0	-	-	-	200.8	-	4.7	-	-
90.0 120.0	-	5.0	-	10.2	-	-	-	127.9	-	0.0	-	-
93.3 90.0	-	0.0	-	0.0	-	-	-	115.9	-	0.0	-	-
93.3 100.0	-	0.0	-	0.0	-	-	-	464.6	-	0.0	-	-
93.3 110.0	-	0.0	-	0.0	-	-	-	254.3	-	8.9	-	-
93.3 120.0	-	-	-	4.9	-	-	-	57.3	-	28.5	-	-
<i>Chaulioides macouni</i>												
Station	Jan.	Feb.	Mar.	Apr.	May	June	July	Aug.	Sep.	Oct.	Nov.	Dec.
76.7 70.0	-	0.0	-	0.0	-	-	-	10.2	-	10.9	-	-
76.7 80.0	-	9.8	-	0.0	-	-	-	0.0	-	0.0	-	-
80.0 60.0	-	0.0	-	19.4	-	-	-	0.0	-	9.6	-	-
83.3 70.0	-	5.0	-	0.0	-	-	-	0.0	-	-	-	-
83.3 100.0	-	5.1	-	-	-	-	-	0.0	-	4.5	-	-
86.7 60.0	-	0.0	-	0.0	-	-	-	0.0	-	5.0	-	-
86.7 70.0	-	0.0	-	0.0	-	-	-	9.6	-	11.5	-	-
86.7 100.0	-	5.0	-	0.0	-	-	-	0.0	-	0.0	-	-
90.0 35.0	-	0.0	-	0.0	-	-	-	0.0	-	5.1	-	-
90.0 53.0	-	5.2	-	-	-	-	-	0.0	-	0.0	-	-
90.0 90.0	-	0.0	-	0.0	-	-	-	0.0	-	5.0	-	-
93.3 30.0	5.3	-	-	0.0	-	-	-	0.0	-	0.0	-	-
93.3 50.0	0.0	-	-	0.0	-	-	-	5.0	-	0.0	-	-
93.3 60.0	0.0	-	-	5.0	-	-	-	9.3	-	0.0	-	-

TABLE 4. (cont.)

<i>Stomias atriventer</i>												
Station	Jan.	Feb.	Mar.	Apr.	May	June	July	Aug.	Sep.	Oct.	Nov.	Dec.
76.7 90.0	-	0.0	-	5.3	-	-	-	0.0	-	0.0	-	-
80.0 90.0	-	0.0	-	0.0	-	-	-	4.8	-	0.0	-	-
83.3 60.0	-	10.3	-	0.0	-	-	-	0.0	-	0.0	-	-
86.7 40.0	-	10.1	-	0.0	-	-	-	0.0	-	0.0	-	-
86.7 70.0	-	0.0	-	0.0	-	-	-	9.6	-	0.0	-	-
90.0 35.0	-	5.4	-	0.0	-	-	-	0.0	-	0.0	-	-
90.0 70.0	-	5.0	-	0.0	-	-	-	4.8	-	0.0	-	-
90.0 80.0	-	5.1	-	0.0	-	-	-	0.0	-	0.0	-	-
90.0 90.0	-	0.0	-	10.0	-	-	-	0.0	-	19.8	-	-
90.0 120.0	-	5.0	-	0.0	-	-	-	0.0	-	0.0	-	-
93.3 55.0	-	0.0	-	4.8	-	-	-	0.0	-	0.0	-	-
93.3 60.0	0.0	-	-	5.0	-	-	-	4.7	-	0.0	-	-
93.3 70.0	0.0	-	-	5.2	-	-	-	0.0	-	0.0	-	-
93.3 110.0	-	4.8	-	0.0	-	-	-	0.0	-	0.0	-	-
<i>Tactostoma macropus</i>												
Station	Jan.	Feb.	Mar.	Apr.	May	June	July	Aug.	Sep.	Oct.	Nov.	Dec.
76.7 80.0	-	0.0	-	5.0	-	-	-	0.0	-	0.0	-	-
80.0 80.0	-	0.0	-	4.9	-	-	-	0.0	-	0.0	-	-
80.0 90.0	-	0.0	-	5.2	-	-	-	0.0	-	0.0	-	-
83.3 51.0	-	8.5	-	0.0	-	-	-	0.0	-	0.0	-	-
86.7 45.0	-	5.1	-	0.0	-	-	-	0.0	-	0.0	-	-
<i>Aristostomias scintillans</i>												
Station	Jan.	Feb.	Mar.	Apr.	May	June	July	Aug.	Sep.	Oct.	Nov.	Dec.
76.7 90.0	-	0.0	-	5.3	-	-	-	0.0	-	0.0	-	-
76.7 100.0	-	4.9	-	0.0	-	-	-	0.0	-	0.0	-	-
80.0 90.0	-	0.0	-	10.4	-	-	-	0.0	-	0.0	-	-
83.3 80.0	-	4.7	-	-	-	-	-	0.0	-	0.0	-	-
86.7 100.0	-	0.0	-	4.8	-	-	-	0.0	-	0.0	-	-
86.7 110.0	-	0.0	-	5.0	-	-	-	0.0	-	0.0	-	-
90.0 80.0	-	0.0	-	5.2	-	-	-	0.0	-	0.0	-	-
90.0 90.0	-	0.0	-	5.0	-	-	-	0.0	-	0.0	-	-

TABLE 4. (cont.)

Station	<i>Aristostomias scintillans</i> (cont.)											
	Jan.	Feb.	Mar.	Apr.	May	June	July	Aug.	Sep.	Oct.	Nov.	Dec.
93.3 90.0	-	0.0	-	5.4	-	-	-	0.0	-	0.0	-	-
93.3 100.0	-	5.1	-	0.0	-	-	-	0.0	-	0.0	-	-
93.3 110.0	-	0.0	-	4.9	-	-	-	0.0	-	0.0	-	-
<i>Idiacanthus antrostomus</i>												
Station	Jan.	Feb.	Mar.	Apr.	May	June	July	Aug.	Sep.	Oct.	Nov.	Dec.
76.7 70.0	-	0.0	-	0.0	-	-	-	0.0	-	10.9	-	-
76.7 90.0	-	0.0	-	0.0	-	-	-	5.3	-	5.4	-	-
76.7 100.0	-	4.9	-	0.0	-	-	-	0.0	-	0.0	-	-
80.0 70.0	-	0.0	-	0.0	-	-	-	0.0	-	3.8	-	-
80.0 90.0	-	0.0	-	0.0	-	-	-	0.0	-	5.2	-	-
80.0 100.0	-	0.0	-	0.0	-	-	-	4.7	-	0.0	-	-
83.3 70.0	-	0.0	-	0.0	-	-	-	5.2	-	-	-	-
83.3 90.0	-	0.0	-	-	-	-	-	13.5	-	0.0	-	-
83.3 100.0	-	0.0	-	-	-	-	-	9.0	-	0.0	-	-
83.3 110.0	-	0.0	-	5.0	-	-	-	0.0	-	0.0	-	-
86.7 100.0	-	0.0	-	0.0	-	-	-	4.5	-	0.0	-	-
86.7 110.0	-	0.0	-	5.0	-	-	-	4.7	-	0.0	-	-
90.0 90.0	-	0.0	-	5.0	-	-	-	0.0	-	0.0	-	-
90.0 100.0	-	0.0	-	0.0	-	-	-	5.2	-	0.0	-	-
90.0 110.0	-	5.0	-	0.0	-	-	-	0.0	-	0.0	-	-
93.3 90.0	-	0.0	-	0.0	-	-	-	10.5	-	0.0	-	-
93.3 120.0	-	-	-	0.0	-	-	-	0.0	-	4.8	-	-
<i>Benthalbella dentata</i>												
Station	Jan.	Feb.	Mar.	Apr.	May	June	July	Aug.	Sep.	Oct.	Nov.	Dec.
76.7 70.0	-	5.0	-	0.0	-	-	-	0.0	-	0.0	-	-
80.0 80.0	-	0.0	-	4.9	-	-	-	0.0	-	0.0	-	-
86.7 55.0	-	0.0	-	11.1	-	-	-	0.0	-	0.0	-	-
90.0 90.0	-	0.0	-	5.0	-	-	-	0.0	-	0.0	-	-
<i>Scopelarchus analis</i>												
Station	Jan.	Feb.	Mar.	Apr.	May	June	July	Aug.	Sep.	Oct.	Nov.	Dec.
76.7 100.0	-	19.7	-	0.0	-	-	-	0.0	-	0.0	-	-

TABLE 4. (cont.)

		Jan.	Feb.	Mar.	Apr.	May	June	July	Aug.	Sep.	Oct.	Nov.	Dec.
<i>Scopelarchus analis</i> (cont.)													
Station													
80.0	80.0	-	5.5	-	0.0	-	-	-	0.0	-	0.0	-	-
80.0	90.0	-	4.8	-	0.0	-	-	-	0.0	-	0.0	-	-
90.0	100.0	-	5.0	-	0.0	-	-	-	0.0	-	0.0	-	-
90.0	110.0	-	0.0	-	0.0	-	-	-	4.8	-	0.0	-	-
90.0	120.0	-	0.0	-	0.0	-	-	-	9.8	-	0.0	-	-
93.3	90.0	-	5.1	-	0.0	-	-	-	5.3	-	0.0	-	-
93.3	100.0	-	5.1	-	0.0	-	-	-	0.0	-	0.0	-	-
<i>Scopelarchus guentheri</i>													
Station													
93.3	120.0	-	-	-	0.0	-	-	-	0.0	-	4.8	-	-
<i>Scopelosaurus harryi</i>													
Station													
76.7	70.0	-	0.0	-	0.0	-	-	-	10.2	-	0.0	-	-
76.7	80.0	-	0.0	-	0.0	-	-	-	0.0	-	4.7	-	-
83.3	110.0	-	0.0	-	0.0	-	-	-	0.0	-	4.8	-	-
86.7	110.0	-	0.0	-	5.0	-	-	-	0.0	-	0.0	-	-
90.0	70.0	-	0.0	-	0.0	-	-	-	4.8	-	0.0	-	-
90.0	90.0	-	0.0	-	5.0	-	-	-	0.0	-	0.0	-	-
90.0	110.0	-	0.0	-	4.7	-	-	-	0.0	-	0.0	-	-
Paralepididae													
Station													
80.0	70.0	-	0.0	-	0.0	-	-	-	0.0	-	3.8	-	-
93.3	120.0	-	-	-	0.0	-	-	-	4.4	-	0.0	-	-
<i>Arctozenus risso</i>													
Station													
76.7	80.0	-	0.0	-	9.9	-	-	-	0.0	-	0.0	-	-
76.7	100.0	-	0.0	-	0.0	-	-	-	4.6	-	0.0	-	-
80.0	80.0	-	5.5	-	0.0	-	-	-	5.2	-	0.0	-	-
80.0	100.0	-	0.0	-	5.3	-	-	-	0.0	-	5.0	-	-
83.3	70.0	-	0.0	-	0.0	-	-	-	5.2	-	-	-	-
83.3	100.0	-	5.1	-	-	-	-	-	0.0	-	0.0	-	-

TABLE 4. (cont.)

		<i>Arctozenus risso</i> (cont.)											
Station	Jan.	Feb.	Mar.	Apr.	May	June	July	Aug.	Sep.	Oct.	Nov.	Dec.	
86.7 80.0	-	5.4	-	0.0	-	-	-	0.0	-	0.0	-	-	
86.7 100.0	-	0.0	-	4.8	-	-	-	0.0	-	0.0	-	-	
86.7 110.0	-	0.0	-	5.0	-	-	-	0.0	-	0.0	-	-	
90.0 90.0	-	0.0	-	5.0	-	-	-	0.0	-	0.0	-	-	
90.0 100.0	-	0.0	-	0.0	-	-	-	0.0	-	4.8	-	-	
		<i>Lestitiopsis ringens</i>											
Station	Jan.	Feb.	Mar.	Apr.	May	June	July	Aug.	Sep.	Oct.	Nov.	Dec.	
76.7 70.0	-	0.0	-	0.0	-	-	-	10.2	-	0.0	-	-	
76.7 80.0	-	0.0	-	9.9	-	-	-	0.0	-	0.0	-	-	
76.7 90.0	-	0.0	-	0.0	-	-	-	0.0	-	10.8	-	-	
76.7 100.0	-	4.9	-	0.0	-	-	-	0.0	-	0.0	-	-	
80.0 80.0	-	0.0	-	0.0	-	-	-	0.0	-	4.6	-	-	
80.0 90.0	-	4.8	-	0.0	-	-	-	9.5	-	0.0	-	-	
83.3 60.0	-	0.0	-	0.0	-	-	-	10.3	-	0.0	-	-	
83.3 100.0	-	5.1	-	-	-	-	-	0.0	-	0.0	-	-	
86.7 50.0	-	4.1	-	0.0	-	-	-	0.0	-	0.0	-	-	
86.7 90.0	-	0.0	-	0.0	-	-	-	0.0	-	5.0	-	-	
86.7 100.0	-	0.0	-	0.0	-	-	-	0.0	-	10.5	-	-	
90.0 60.0	-	0.0	-	-	-	-	-	5.4	-	0.0	-	-	
90.0 70.0	-	0.0	-	5.2	-	-	-	0.0	-	0.0	-	-	
90.0 80.0	-	0.0	-	5.2	-	-	-	0.0	-	0.0	-	-	
90.0 100.0	-	0.0	-	0.0	-	-	-	0.0	-	4.8	-	-	
93.3 60.0	0.0	-	-	0.0	-	-	-	4.7	-	0.0	-	-	
93.3 70.0	0.0	-	-	0.0	-	-	-	4.9	-	0.0	-	-	
93.3 80.0	-	0.0	-	9.9	-	-	-	4.6	-	0.0	-	-	
		<i>Myctophidae</i>											
Station	Jan.	Feb.	Mar.	Apr.	May	June	July	Aug.	Sep.	Oct.	Nov.	Dec.	
76.7 80.0	-	0.0	-	5.0	-	-	-	0.0	-	0.0	-	-	
76.7 90.0	-	5.1	-	0.0	-	-	-	0.0	-	0.0	-	-	
76.7 100.0	-	0.0	-	0.0	-	-	-	13.7	-	0.0	-	-	
80.0 90.0	-	4.8	-	0.0	-	-	-	0.0	-	0.0	-	-	

TABLE 4. (cont.)

Station	Myctophidae (cont.)											
	Jan.	Feb.	Mar.	Apr.	May	June	July	Aug.	Sep.	Oct.	Nov.	Dec.
81.8 46.9	-	10.8	-	0.0	-	-	-	0.0	-	0.0	-	-
83.3 80.0	-	0.0	-	-	-	-	-	10.5	-	0.0	-	-
86.7 70.0	-	4.7	-	5.6	-	-	-	0.0	-	0.0	-	-
86.7 110.0	-	0.0	-	5.0	-	-	-	0.0	-	0.0	-	-
90.0 90.0	-	0.0	-	10.0	-	-	-	0.0	-	0.0	-	-
90.0 110.0	-	0.0	-	0.0	-	-	-	4.8	-	4.7	-	-
90.0 120.0	-	10.0	-	0.0	-	-	-	4.9	-	0.0	-	-
93.3 90.0	-	0.0	-	10.9	-	-	-	0.0	-	0.0	-	-
93.3 110.0	-	0.0	-	4.9	-	-	-	5.4	-	4.5	-	-
Station	<i>Ceratoscopelus townsendi</i>											
Jan.	Feb.	Mar.	Apr.	May	June	July	Aug.	Sep.	Oct.	Nov.	Dec.	
76.7 55.0	-	0.0	0.0	-	-	-	10.1	-	-	-	0.0	-
76.7 80.0	-	0.0	29.8	-	-	-	0.0	-	0.0	-	-	-
76.7 90.0	-	5.1	42.2	-	-	-	26.5	-	0.0	-	-	-
76.7 100.0	-	24.6	0.0	-	-	-	96.0	-	0.0	-	-	-
80.0 80.0	-	5.5	4.9	-	-	-	47.0	-	0.0	-	-	-
80.0 90.0	-	0.0	57.1	-	-	-	38.2	-	0.0	-	-	-
80.0 100.0	-	0.0	10.5	-	-	-	42.7	-	0.0	-	-	-
83.3 80.0	-	4.7	-	-	-	-	21.0	-	0.0	-	-	-
83.3 90.0	-	0.0	-	-	-	-	72.0	-	0.0	-	-	-
83.3 100.0	-	5.1	-	-	-	-	0.0	-	0.0	-	-	-
83.3 110.0	-	0.0	30.1	-	-	-	0.0	-	0.0	-	-	-
86.7 90.0	-	4.7	10.7	-	-	-	0.0	-	0.0	-	-	-
86.7 100.0	-	0.0	19.2	-	-	-	0.0	-	0.0	-	-	-
86.7 110.0	-	0.0	161.0	-	-	-	14.2	-	0.0	-	-	-
90.0 70.0	-	25.0	0.0	-	-	-	33.5	-	0.0	-	-	-
90.0 80.0	-	0.0	0.0	-	-	-	5.1	-	5.3	-	-	-
90.0 90.0	-	0.0	19.9	-	-	-	5.2	-	34.7	-	-	-
90.0 100.0	-	0.0	88.1	-	-	-	62.5	-	0.0	-	-	-
90.0 110.0	-	10.1	98.3	-	-	-	28.7	-	18.6	-	-	-

TABLE 4. (cont.)

		<i>Lampadena urophaos</i>											
Station	Jan.	Feb.	Mar.	Apr.	May	June	July	Aug.	Sep.	Oct.	Nov.	Dec.	
93.3 100.0	-	0.0	-	0.0	-	-	-	4.8	-	0.0	-	-	
93.3 120.0	-	-	-	0.0	-	-	-	0.0	-	4.8	-	-	
		<i>Lamparicyctus</i> spp.											
Station	Jan.	Feb.	Mar.	Apr.	May	June	July	Aug.	Sep.	Oct.	Nov.	Dec.	
76.7 60.0	-	0.0	-	11.1	-	-	-	0.0	-	-	0.0	-	
76.7 70.0	-	0.0	-	22.1	-	-	-	0.0	-	0.0	-	-	
76.7 80.0	-	0.0	-	14.9	-	-	-	0.0	-	0.0	-	-	
76.7 90.0	-	20.6	-	26.3	-	-	-	0.0	-	0.0	-	-	
80.0 60.0	-	9.5	-	9.7	-	-	-	0.0	-	0.0	-	-	
80.0 70.0	-	10.5	-	0.0	-	-	-	0.0	-	0.0	-	-	
80.0 80.0	-	5.5	-	9.8.	-	-	-	0.0	-	0.0	-	-	
80.0 90.0	-	0.0	-	10.4	-	-	-	0.0	-	0.0	-	-	
80.0 100.0	-	15.3	-	0.0	-	-	-	0.0	-	0.0	-	-	
83.3 55.0	-	0.0	-	10.8	-	-	-	0.0	-	0.0	-	-	
83.3 70.0	-	0.0	-	11.4	-	-	-	0.0	-	-	-	-	
83.3 80.0	-	9.4	-	-	-	-	-	0.0	-	0.0	-	-	
83.3 100.0	-	10.3	-	-	-	-	-	0.0	-	0.0	-	-	
83.3 110.0	-	0.0	-	50.2	-	-	-	0.0	-	0.0	-	-	
86.7 33.0	-	9.4	-	0.0	-	-	-	0.0	-	0.0	-	-	
86.7 70.0	-	0.0	-	5.6	-	-	-	0.0	-	0.0	-	-	
86.7 80.0	-	0.0	-	8.8	-	-	-	0.0	-	0.0	-	-	
86.7 90.0	-	4.7	-	16.1	-	-	-	0.0	-	0.0	-	-	
86.7 100.0	-	5.0	-	0.0	-	-	-	0.0	-	0.0	-	-	
86.7 110.0	-	0.0	-	35.2	-	-	-	0.0	-	0.0	-	-	
90.0 70.0	-	0.0	-	5.2	-	-	-	0.0	-	0.0	-	-	
90.0 80.0	-	15.4	-	10.5	-	-	-	0.0	-	0.0	-	-	
90.0 90.0	-	4.9	-	39.8	-	-	-	0.0	-	0.0	-	-	
90.0 100.0	-	5.0	-	20.7	-	-	-	0.0	-	0.0	-	-	
90.0 110.0	-	15.1	-	4.7	-	-	-	0.0	-	0.0	-	-	
90.0 120.0	-	10.0	-	25.6	-	-	-	0.0	-	0.0	-	-	
93.3 26.7	0.0	-	-	4.5	-	-	-	0.0	-	0.0	-	-	

TABLE 4. (cont.)

		<i>Lampanyctus</i> spp. (cont.)											
Station	Jan.	Feb.	Mar.	Apr.	May	June	July	Aug.	Sep.	Oct.	Nov.	Dec.	
93.3 35.0	0.0	-	-	10.1	-	-	-	0.0	-	0.0	-	-	
93.3 45.0	0.0	-	-	5.1	-	-	-	0.0	-	0.0	-	-	
93.3 50.0	0.0	-	-	10.3	-	-	-	0.0	-	0.0	-	-	
93.3 60.0	0.0	-	-	10.0	-	-	-	0.0	-	0.0	-	-	
93.3 90.0	-	0.0	-	21.8	-	-	-	0.0	-	0.0	-	-	
93.3 100.0	-	5.1	-	3.8	-	-	-	4.8	-	0.0	-	-	
93.3 110.0	-	4.8	-	4.9	-	-	-	0.0	-	0.0	-	-	
93.3 120.0	-	-	-	0.0	-	-	-	4.4	-	0.0	-	-	
		<i>Lampanyctus</i> "niger"											
Station	Jan.	Feb.	Mar.	Apr.	May	June	July	Aug.	Sep.	Oct.	Nov.	Dec.	
90.0 110.0	-	0.0	-	4.7	-	-	-	0.0	-	0.0	-	-	
		<i>Lampanyctus</i> "no pectorals"											
Station	Jan.	Feb.	Mar.	Apr.	May	June	July	Aug.	Sep.	Oct.	Nov.	Dec.	
76.7 100.0	-	0.0	-	0.0	-	-	-	9.1	-	0.0	-	-	
86.7 90.0	-	0.0	-	5.4	-	-	-	0.0	-	0.0	-	-	
90.0 80.0	-	5.1	-	0.0	-	-	-	0.0	-	0.0	-	-	
90.0 90.0	-	0.0	-	5.0	-	-	-	0.0	-	0.0	-	-	
90.0 100.0	-	0.0	-	0.0	-	-	-	5.2	-	0.0	-	-	
90.0 110.0	-	0.0	-	0.0	-	-	-	14.3	-	0.0	-	-	
93.3 70.0	0.0	-	-	5.2	-	-	-	0.0	-	0.0	-	-	
93.3 90.0	-	0.0	-	5.4	-	-	-	10.5	-	0.0	-	-	
93.3 100.0	-	0.0	-	0.0	-	-	-	0.0	-	4.7	-	-	
93.3 110.0	-	4.8	-	0.0	-	-	-	0.0	-	0.0	-	-	
		<i>Lampanyctus regalis</i>											
Station	Jan.	Feb.	Mar.	Apr.	May	June	July	Aug.	Sep.	Oct.	Nov.	Dec.	
76.7 80.0	-	0.0	-	5.0	-	-	-	10.1	-	0.0	-	-	
76.7 90.0	-	0.0	-	0.0	-	-	-	10.6	-	0.0	-	-	
76.7 100.0	-	0.0	-	20.5	-	-	-	0.0	-	0.0	-	-	
80.0 80.0	-	0.0	-	4.9	-	-	-	0.0	-	0.0	-	-	
80.0 90.0	-	0.0	-	5.2	-	-	-	0.0	-	0.0	-	-	
83.3 70.0	-	0.0	-	11.4	-	-	-	0.0	-	-	-	-	

TABLE 4. (cont.)

Station	<i>Lampanyctus regalis</i> (cont.)											
	Jan.	Feb.	Mar.	Apr.	May	June	July	Aug.	Sep.	Oct.	Nov.	Dec.
83.3 100.0	-	0.0	-	-	-	-	-	4.5	-	0.0	-	-
86.7 90.0	-	0.0	-	0.0	-	-	-	4.8	-	0.0	-	-
90.0 60.0	-	0.0	-	-	-	-	-	5.4	-	0.0	-	-
90.0 90.0	-	0.0	-	5.0	-	-	-	0.0	-	0.0	-	-
90.0 100.0	-	0.0	-	0.0	-	-	-	5.2	-	0.0	-	-
90.0 110.0	-	0.0	-	0.0	-	-	-	0.0	-	4.7	-	-
93.3 60.0	0.0	-	-	15.0	-	-	-	0.0	-	0.0	-	-
93.3 90.0	-	0.0	-	5.4	-	-	-	0.0	-	0.0	-	-
Station	<i>Lampanyctus ritteri</i>											
Jan.	Feb.	Mar.	Apr.	May	June	July	Aug.	Sep.	Oct.	Nov.	Dec.	
76.7 60.0	0.0	-	22.3	-	-	-	0.0	-	-	0.0	-	-
76.7 70.0	0.0	-	16.6	-	-	-	0.0	-	-	-	0.0	-
76.7 80.0	9.8	-	24.8	-	-	-	0.0	-	0.0	-	-	-
76.7 90.0	0.0	-	63.2	-	-	-	0.0	-	0.0	-	-	-
76.7 100.0	0.0	-	10.3	-	-	-	0.0	-	4.9	-	-	-
80.0 70.0	0.0	-	0.0	-	-	-	12.0	-	0.0	-	-	-
80.0 90.0	4.8	-	51.9	-	-	-	0.0	-	0.0	-	-	-
80.0 100.0	5.1	-	0.0	-	-	-	0.0	-	0.0	-	-	-
83.3 70.0	10.1	-	22.9	-	-	-	5.2	-	-	-	-	-
83.3 80.0	4.7	-	-	-	-	-	0.0	-	0.0	-	-	-
83.3 90.0	0.0	-	-	-	-	-	9.0	-	0.0	-	-	-
83.3 100.0	0.0	-	-	-	-	-	4.5	-	0.0	-	-	-
83.3 110.0	0.0	-	5.0	-	-	-	0.0	-	0.0	-	-	-
86.7 40.0	5.0	-	0.0	-	-	-	0.0	-	0.0	-	-	-
86.7 60.0	10.7	-	0.0	-	-	-	0.0	-	0.0	-	-	-
86.7 70.0	4.7	-	16.8	-	-	-	0.0	-	0.0	-	-	-
86.7 90.0	9.4	-	0.0	-	-	-	0.0	-	0.0	-	-	-
86.7 100.0	0.0	-	4.8	-	-	-	0.0	-	0.0	-	-	-
86.7 110.0	0.0	-	5.0	-	-	-	0.0	-	0.0	-	-	-
90.0 45.0	25.9	-	0.0	-	-	-	0.0	-	0.0	-	-	-
90.0 60.0	0.0	-	-	-	-	-	5.4	-	0.0	-	-	-

TABLE 4. (cont.)

		<i>Lampanyctus ritteri</i> (cont.)											
Station	Jan.	Feb.	Mar.	Apr.	May	June	July	Aug.	Sep.	Oct.	Nov.	Dec.	
90.0 70.0	-	0.0	-	25.9	-	-	-	9.6	-	0.0	-	-	
90.0 80.0	-	25.7	-	5.2	-	-	-	0.0	-	0.0	-	-	
90.0 90.0	-	0.0	-	5.0	-	-	-	0.0	-	0.0	-	-	
90.0 110.0	-	5.0	-	0.0	-	-	-	0.0	-	0.0	-	-	
90.0 120.0	-	10.0	-	5.1	-	-	-	0.0	-	0.0	-	-	
93.3 35.0	0.0	-	-	10.1	-	-	-	0.0	-	0.0	-	-	
93.3 40.0	0.0	-	-	32.2	-	-	-	0.0	-	0.0	-	-	
93.3 45.0	5.5	-	-	0.0	-	-	-	0.0	-	0.0	-	-	
93.3 60.0	0.0	-	-	25.0	-	-	-	0.0	-	0.0	-	-	
93.3 70.0	0.0	-	-	10.5	-	-	-	0.0	-	0.0	-	-	
93.3 80.0	-	0.0	-	19.7	-	-	-	0.0	-	0.0	-	-	
93.3 90.0	-	5.1	-	5.4	-	-	-	0.0	-	0.0	-	-	
93.3 100.0	-	0.0	-	0.0	-	-	-	4.8	-	0.0	-	-	
93.3 110.0	-	4.8	-	0.0	-	-	-	0.0	-	0.0	-	-	
		<i>Lampanyctus steinbecki</i>											
Station	Jan.	Feb.	Mar.	Apr.	May	June	July	Aug.	Sep.	Oct.	Nov.	Dec.	
83.3 90.0	-	0.0	-	-	-	-	-	4.5	-	0.0	-	-	
90.0 100.0	-	0.0	-	0.0	-	-	-	5.2	-	0.0	-	-	
		<i>Notolycinus valdiviae</i>											
Station	Jan.	Feb.	Mar.	Apr.	May	June	July	Aug.	Sep.	Oct.	Nov.	Dec.	
80.0 90.0	-	0.0	-	5.2	-	-	-	9.5	-	0.0	-	-	
80.0 100.0	-	10.2	-	0.0	-	-	-	0.0	-	0.0	-	-	
86.7 110.0	-	0.0	-	5.0	-	-	-	0.0	-	0.0	-	-	
90.0 100.0	-	0.0	-	15.5	-	-	-	0.0	-	0.0	-	-	
90.0 110.0	-	0.0	-	0.0	-	-	-	28.7	-	0.0	-	-	
90.0 120.0	-	0.0	-	0.0	-	-	-	4.9	-	0.0	-	-	
93.3 110.0	-	0.0	-	0.0	-	-	-	0.0	-	4.5	-	-	
93.3 120.0	-	-	-	0.0	-	-	-	0.0	-	4.8	-	-	
		<i>Notoscoelus resplendens</i>											
Station	Jan.	Feb.	Mar.	Apr.	May	June	July	Aug.	Sep.	Oct.	Nov.	Dec.	
76.7 80.0	-	0.0	-	5.0	-	-	-	0.0	-	0.0	-	-	

TABLE 4. (cont.)

<i>Notoscopelus resplendens</i> (cont.)												
Station	Jan.	Feb.	Mar.	Apr.	May	June	July	Aug.	Sep.	Oct.	Nov.	Dec.
80.0	80.0	0.0	-	14.7	-	-	-	0.0	-	0.0	-	-
80.0	90.0	0.0	-	5.2	-	-	-	0.0	-	0.0	-	-
83.3	70.0	5.0	-	0.0	-	-	-	0.0	-	-	-	-
83.3	110.0	0.0	-	10.0	-	-	-	0.0	-	0.0	-	-
90.0	70.0	0.0	-	0.0	-	-	-	4.8	-	0.0	-	-
90.0	80.0	0.0	-	5.2	-	-	-	0.0	-	0.0	-	-
90.0	90.0	0.0	-	10.0	-	-	-	0.0	-	0.0	-	-
90.0	100.0	0.0	-	5.2	-	-	-	10.4	-	0.0	-	-
90.0	110.0	0.0	-	9.4	-	-	-	0.0	-	0.0	-	-
93.3	70.0	-	-	10.5	-	-	-	24.4	-	0.0	-	-
93.3	90.0	0.0	-	0.0	-	-	-	5.3	-	0.0	-	-
93.3	100.0	0.0	-	0.0	-	-	-	9.6	-	0.0	-	-
93.3	110.0	4.8	-	0.0	-	-	-	5.4	-	0.0	-	-
93.3	120.0	-	-	0.0	-	-	-	4.4	-	0.0	-	-
<i>Stenobrachius leucopsarus</i>												
Station	Jan.	Feb.	Mar.	Apr.	May	June	July	Aug.	Sep.	Oct.	Nov.	Dec.
76.7	49.0	18.3	-	-	27.9	-	-	0.0	-	-	0.0	-
76.7	51.0	0.0	-	-	274.5	-	-	0.0	-	-	0.0	-
76.7	55.0	55.3	-	278.4	-	-	-	0.0	-	-	0.0	-
76.7	60.0	72.0	-	55.6	-	-	-	0.0	-	-	0.0	-
76.7	70.0	40.2	-	0.0	-	-	-	0.0	-	0.0	-	-
76.7	80.0	39.4	-	9.9	-	-	-	0.0	-	0.0	-	-
76.7	100.0	0.0	-	15.4	-	-	-	0.0	-	0.0	-	-
80.0	51.0	4.6	-	0.0	-	-	-	0.0	-	0.0	-	-
80.0	55.0	32.2	-	120.5	-	-	-	0.0	-	0.0	-	-
80.0	60.0	80.9	-	87.5	-	-	-	0.0	-	0.0	-	-
80.0	70.0	52.5	-	10.2	-	-	-	0.0	-	0.0	-	-
80.0	90.0	0.0	-	5.2	-	-	-	0.0	-	0.0	-	-
81.8	46.9	97.0	-	10.0	-	-	-	0.0	-	0.0	-	-
83.3	42.0	26.3	-	64.5	-	-	-	0.0	-	0.0	-	-
83.3	51.0	17.0	-	0.0	-	-	-	0.0	-	0.0	-	-

TABLE 4. (cont.)

Station	<i>Stenobrachius leucopsarus</i> (cont.)											
	Jan.	Feb.	Mar.	Apr.	May	June	July	Aug.	Sep.	Oct.	Nov.	Dec.
83.3	55.0	-	31.5	-	419.6	-	-	0.0	-	0.0	-	-
83.3	60.0	-	61.8	-	0.0	-	-	0.0	-	0.0	-	-
83.3	70.0	-	5.0	-	91.5	-	-	0.0	-	-	-	-
83.3	100.0	-	46.3	-	-	-	-	0.0	-	0.0	-	-
86.7	33.0	-	0.0	-	25.2	-	-	0.0	-	0.0	-	-
86.7	35.0	-	26.1	-	18.8	-	-	0.0	-	0.0	-	-
86.7	40.0	-	151.5	-	71.5	-	-	0.0	-	0.0	-	-
86.7	45.0	-	36.0	-	514.2	-	-	0.0	-	0.0	-	-
86.7	50.0	-	16.5	-	0.0	-	-	0.0	-	0.0	-	-
86.7	55.0	-	14.3	-	44.4	-	-	0.0	-	0.0	-	-
86.7	60.0	-	59.1	-	90.0	-	-	0.0	-	0.0	-	-
86.7	70.0	-	14.1	-	50.5	-	-	0.0	-	0.0	-	-
86.7	80.0	-	0.0	-	132.3	-	-	0.0	-	0.0	-	-
90.0	28.0	-	15.2	-	15.8	-	-	0.0	-	0.0	-	-
90.0	30.0	-	31.2	-	5.2	-	-	0.0	-	0.0	-	-
90.0	35.0	-	37.8	-	32.2	-	-	0.0	-	0.0	-	-
90.0	37.0	-	51.7	-	88.7	-	-	0.0	-	0.0	-	-
90.0	45.0	-	5.2	-	19.5	-	-	0.0	-	0.0	-	-
90.0	53.0	-	20.6	-	-	-	-	0.0	-	0.0	-	-
90.0	60.0	-	30.2	-	-	-	-	0.0	-	0.0	-	-
90.0	70.0	-	5.0	-	20.7	-	-	0.0	-	0.0	-	-
90.0	90.0	-	4.9	-	0.0	-	-	0.0	-	0.0	-	-
93.3	26.7	0.0	-	-	4.5	-	-	0.0	-	0.0	-	-
93.3	28.0	39.8	-	-	30.4	-	-	0.0	-	0.0	-	-
93.3	30.0	37.0	-	-	5.8	-	-	0.0	-	0.0	-	-
93.3	35.0	57.8	-	-	90.7	-	-	0.0	-	0.0	-	-
93.3	40.0	15.9	-	-	75.2	-	-	0.0	-	0.0	-	-
93.3	45.0	0.0	-	-	30.5	-	-	0.0	-	0.0	-	-
93.3	50.0	0.0	-	-	5.2	-	-	0.0	-	0.0	-	-
93.3	55.0	0.0	-	-	58.2	-	-	0.0	-	0.0	-	-
93.3	60.0	0.0	-	-	29.9	-	-	0.0	-	0.0	-	-

TABLE 4. (cont.)

Station	<i>Stenobranchius leucopsarus</i> (cont.)											
	Jan.	Feb.	Mar.	Apr.	May	June	July	Aug.	Sep.	Oct.	Nov.	Dec.
93.3 110.0	-	0.0	-	4.9	-	-	-	0.0	-	0.0	-	-
93.3 120.0	-	-	-	4.9	-	-	-	0.0	-	0.0	-	-
<i>Triphoturus mexicanus</i>												
Station	Jan.	Feb.	Mar.	Apr.	May	June	July	Aug.	Sep.	Oct.	Nov.	Dec.
80.0 90.0	-	0.0	-	5.2	-	-	-	0.0	-	0.0	-	-
81.8 46.9	-	0.0	-	0.0	-	-	-	0.0	-	5.1	-	-
83.3 100.0	-	0.0	-	-	-	-	-	0.0	-	13.4	-	-
83.3 110.0	-	0.0	-	0.0	-	-	-	0.0	-	9.6	-	-
86.7 35.0	-	0.0	-	0.0	-	-	-	25.4	-	0.0	-	-
86.7 40.0	-	0.0	-	0.0	-	-	-	9.8	-	0.0	-	-
86.7 45.0	-	0.0	-	0.0	-	-	-	10.6	-	0.0	-	-
86.7 50.0	-	0.0	-	0.0	-	-	-	3.8	-	0.0	-	-
86.7 55.0	-	0.0	-	0.0	-	-	-	0.0	-	9.7	-	-
86.7 70.0	-	0.0	-	0.0	-	-	-	9.6	-	0.0	-	-
86.7 90.0	-	0.0	-	0.0	-	-	-	4.8	-	0.0	-	-
86.7 110.0	-	0.0	-	85.5	-	-	-	4.7	-	0.0	-	-
90.0 28.0	-	0.0	-	0.0	-	-	-	4.3	-	0.0	-	-
90.0 30.0	-	0.0	-	0.0	-	-	-	0.0	-	16.1	-	-
90.0 37.0	-	0.0	-	0.0	-	-	-	20.2	-	0.0	-	-
90.0 53.0	-	0.0	-	-	-	-	-	0.0	-	4.0	-	-
90.0 70.0	-	0.0	-	15.5	-	-	-	71.8	-	0.0	-	-
90.0 80.0	-	0.0	-	26.2	-	-	-	0.0	-	0.0	-	-
90.0 90.0	-	0.0	-	44.8	-	-	-	20.9	-	0.0	-	-
90.0 100.0	-	0.0	-	41.4	-	-	-	0.0	-	0.0	-	-
90.0 110.0	-	0.0	-	4.7	-	-	-	0.0	-	0.0	-	-
90.0 120.0	-	0.0	-	56.3	-	-	-	0.0	-	0.0	-	-
93.3 28.0	0.0	-	-	0.0	-	-	-	16.3	-	16.5	-	-
93.3 30.0	0.0	-	-	17.4	-	-	-	85.4	-	0.0	-	-
93.3 35.0	0.0	-	-	25.2	-	-	-	0.0	-	0.0	-	-
93.3 40.0	0.0	-	-	0.0	-	-	-	22.1	-	0.0	-	-
93.3 45.0	0.0	-	-	5.1	-	-	-	0.0	-	0.0	-	-

TABLE 4. (cont.)

		<i>Triphoturus mexicanus</i> (cont.)											
Station	Jan.	Feb.	Mar.	Apr.	May	June	July	Aug.	Sep.	Oct.	Nov.	Dec.	
93.3 50.0	0.0	-	-	0.0	-	-	-	0.0	-	15.6	-	-	
93.3 55.0	0.0	-	-	0.0	-	-	-	10.0	-	11.8	-	-	
93.3 60.0	0.0	-	-	25.0	-	-	-	4.7	-	0.0	-	-	
93.3 70.0	4.8	-	-	26.2	-	-	-	180.2	-	0.0	-	-	
93.3 80.0	-	0.0	-	4.9	-	-	-	0.0	-	0.0	-	-	
93.3 90.0	-	0.0	-	0.0	-	-	-	10.5	-	18.4	-	-	
93.3 100.0	-	0.0	-	7.5	-	-	-	62.3	-	0.0	-	-	
93.3 110.0	-	0.0	-	34.4	-	-	-	0.0	-	0.0	-	-	
93.3 120.0	-	-	-	14.7	-	-	-	0.0	-	0.0	-	-	
		<i>Centrobranchus nigroocellatus</i>											
Station	Jan.	Feb.	Mar.	Apr.	May	June	July	Aug.	Sep.	Oct.	Nov.	Dec.	
93.3 90.0	-	0.0	-	0.0	-	-	-	5.3	-	0.0	-	-	
		<i>Diogenichthys atlanticus</i>											
Station	Jan.	Feb.	Mar.	Apr.	May	June	July	Aug.	Sep.	Oct.	Nov.	Dec.	
76.7 70.0	-	0.0	-	16.6	-	-	-	0.0	-	0.0	-	-	
76.7 80.0	-	0.0	-	14.9	-	-	-	0.0	-	0.0	-	-	
76.7 90.0	-	10.3	-	31.6	-	-	-	0.0	-	0.0	-	-	
76.7 100.0	-	0.0	-	0.0	-	-	-	27.4	-	14.7	-	-	
80.0 80.0	-	0.0	-	29.4	-	-	-	15.7	-	4.6	-	-	
80.0 90.0	-	0.0	-	67.5	-	-	-	33.4	-	15.6	-	-	
80.0 100.0	-	0.0	-	0.0	-	-	-	4.7	-	10.1	-	-	
83.3 70.0	-	5.0	-	0.0	-	-	-	5.2	-	-	-	-	
83.3 80.0	-	0.0	-	-	-	-	-	31.6	-	20.0	-	-	
83.3 100.0	-	10.3	-	-	-	-	-	4.5	-	0.0	-	-	
83.3 110.0	-	0.0	-	10.0	-	-	-	4.9	-	0.0	-	-	
86.7 70.0	-	0.0	-	5.6	-	-	-	0.0	-	0.0	-	-	
86.7 90.0	-	0.0	-	5.4	-	-	-	0.0	-	5.0	-	-	
86.7 100.0	-	0.0	-	4.8	-	-	-	0.0	-	0.0	-	-	
86.7 110.0	-	0.0	-	5.0	-	-	-	0.0	-	0.0	-	-	
90.0 30.0	-	0.0	-	0.0	-	-	-	0.0	-	5.4	-	-	
90.0 70.0	-	15.0	-	0.0	-	-	-	0.0	-	0.0	-	-	

TABLE 4. (cont.)

Diogenichthys atlanticus (cont.)

Station	Jan.	Feb.	Mar.	Apr.	May	June	July	Aug.	Sep.	Oct.	Nov.	Dec.
90.0 80.0	-	0.0	-	10.5	-	-	-	0.0	-	0.0	-	-
90.0 90.0	-	0.0	-	10.0	-	-	-	0.0	-	24.8	-	-
90.0 100.0	-	5.0	-	5.2	-	-	-	15.6	-	4.8	-	-
90.0 110.0	-	15.1	-	0.0	-	-	-	62.1	-	0.0	-	-
90.0 120.0	-	0.0	-	0.0	-	-	-	19.7	-	18.8	-	-
93.3 40.0	0.0	-	-	10.7	-	-	-	0.0	-	0.0	-	-
93.3 45.0	0.0	-	-	0.0	-	-	-	9.1	-	0.0	-	-
93.3 60.0	0.0	-	-	25.0	-	-	-	0.0	-	0.0	-	-
93.3 70.0	0.0	-	-	10.5	-	-	-	0.0	-	0.0	-	-
93.3 80.0	-	5.2	-	0.0	-	-	-	0.0	-	9.3	-	-
93.3 90.0	-	0.0	-	21.8	-	-	-	5.3	-	4.6	-	-
93.3 100.0	-	5.1	-	7.5	-	-	-	23.9	-	14.0	-	-
93.3 110.0	-	4.8	-	4.9	-	-	-	0.0	-	0.0	-	-
93.3 120.0	-	-	-	0.0	-	-	-	4.4	-	4.8	-	-

Electrona risso

Station	Jan.	Feb.	Mar.	Apr.	May	June	July	Aug.	Sep.	Oct.	Nov.	Dec.
76.7 80.0	-	0.0	-	5.0	-	-	-	0.0	-	0.0	-	-
76.7 90.0	-	5.1	-	0.0	-	-	-	0.0	-	0.0	-	-
80.0 70.0	-	10.5	-	0.0	-	-	-	0.0	-	0.0	-	-
80.0 90.0	-	0.0	-	0.0	-	-	-	4.8	-	0.0	-	-
83.3 110.0	-	0.0	-	5.0	-	-	-	0.0	-	0.0	-	-
93.3 110.0	-	4.8	-	0.0	-	-	-	0.0	-	0.0	-	-

Hygophum reinhardtii

Station	Jan.	Feb.	Mar.	Apr.	May	June	July	Aug.	Sep.	Oct.	Nov.	Dec.
80.0 80.0	-	0.0	-	0.0	-	-	-	5.2	-	0.0	-	-
83.3 80.0	-	4.7	-	-	-	-	-	0.0	-	5.0	-	-
86.7 90.0	-	0.0	-	5.4	-	-	-	0.0	-	0.0	-	-
90.0 70.0	-	0.0	-	0.0	-	-	-	4.8	-	0.0	-	-
90.0 90.0	-	0.0	-	14.9	-	-	-	0.0	-	0.0	-	-
90.0 100.0	-	0.0	-	5.2	-	-	-	0.0	-	0.0	-	-
90.0 110.0	-	0.0	-	0.0	-	-	-	4.8	-	0.0	-	-

TABLE 4. (cont.)

<i>Hygophum reinhardtii</i> (cont.)												
Station	Jan.	Feb.	Mar.	Apr.	May	June	July	Aug.	Sep.	Oct.	Nov.	Dec.
90.0	-	5.0	-	0.0	-	-	-	0.0	-	0.0	-	-
93.3	-	0.0	-	0.0	-	-	-	14.4	-	4.7	-	-
93.3	-	14.4	-	0.0	-	-	-	5.4	-	4.5	-	-
93.3	-	-	-	4.9	-	-	-	0.0	-	14.3	-	-
<i>Loweina rara</i>												
Station	Jan.	Feb.	Mar.	Apr.	May	June	July	Aug.	Sep.	Oct.	Nov.	Dec.
83.3	-	0.0	-	10.8	-	-	-	0.0	-	0.0	-	-
<i>Myctophum nitidulum</i>												
Station	Jan.	Feb.	Mar.	Apr.	May	June	July	Aug.	Sep.	Oct.	Nov.	Dec.
80.0	-	0.0	-	4.9	-	-	-	5.2	-	4.6	-	-
80.0	-	0.0	-	5.2	-	-	-	4.8	-	0.0	-	-
86.7	-	0.0	-	4.8	-	-	-	0.0	-	0.0	-	-
86.7	-	0.0	-	10.1	-	-	-	0.0	-	0.0	-	-
90.0	-	10.0	-	0.0	-	-	-	0.0	-	5.4	-	-
90.0	-	0.0	-	10.0	-	-	-	0.0	-	0.0	-	-
90.0	-	0.0	-	20.7	-	-	-	10.4	-	0.0	-	-
90.0	-	0.0	-	4.7	-	-	-	0.0	-	0.0	-	-
93.3	0.0	-	-	0.0	-	-	-	9.7	-	0.0	-	-
93.3	-	5.2	-	0.0	-	-	-	0.0	-	0.0	-	-
93.3	-	0.0	-	0.0	-	-	-	4.8	-	4.7	-	-
<i>Protomyctophum crockeri</i>												
Station	Jan.	Feb.	Mar.	Apr.	May	June	July	Aug.	Sep.	Oct.	Nov.	Dec.
76.7	-	0.0	-	-	10.6	-	-	0.0	-	-	0.0	-
76.7	-	11.1	-	29.3	-	-	-	0.0	-	-	0.0	-
76.7	-	10.3	-	0.0	-	-	-	10.6	-	-	0.0	-
76.7	-	20.1	-	11.1	-	-	-	0.0	-	21.8	-	-
76.7	-	19.7	-	5.0	-	-	-	0.0	-	4.7	-	-
76.7	-	0.0	-	10.5	-	-	-	5.3	-	5.4	-	-
76.7	-	9.8	-	10.3	-	-	-	0.0	-	24.6	-	-
80.0	-	10.7	-	10.0	-	-	-	0.0	-	10.9	-	-
80.0	-	9.5	-	0.0	-	-	-	0.0	-	0.0	-	-

TABLE 4. (cont.)

Station	<i>Protomyctophum crockeri</i> (cont.)											
	Jan.	Feb.	Mar.	Apr.	May	June	July	Aug.	Sep.	Oct.	Nov.	Dec.
80.0 70.0	-	0.0	-	0.0	-	-	-	0.0	-	7.5	-	-
80.0 80.0	-	0.0	-	19.6	-	-	-	10.4	-	9.1	-	-
80.0 90.0	-	0.0	-	5.2	-	-	-	4.8	-	5.2	-	-
80.0 100.0	-	5.1	-	0.0	-	-	-	0.0	-	5.0	-	-
83.3 42.0	-	0.0	-	0.0	-	-	-	0.0	-	9.6	-	-
83.3 55.0	-	0.0	-	0.0	-	-	-	0.0	-	7.8	-	-
83.3 60.0	-	10.3	-	0.0	-	-	-	10.3	-	40.4	-	-
83.3 70.0	-	15.1	-	0.0	-	-	-	5.2	-	-	-	-
83.3 80.0	-	4.7	-	-	-	-	-	31.6	-	5.0	-	-
83.3 90.0	-	0.0	-	-	-	-	-	18.0	-	0.0	-	-
83.3 100.0	-	5.1	-	-	-	-	-	0.0	-	4.5	-	-
83.3 110.0	-	14.7	-	10.0	-	-	-	0.0	-	0.0	-	-
86.7 35.0	-	5.2	-	0.0	-	-	-	5.1	-	0.0	-	-
86.7 55.0	-	9.5	-	0.0	-	-	-	0.0	-	0.0	-	-
86.7 60.0	-	16.1	-	11.3	-	-	-	0.0	-	9.9	-	-
86.7 70.0	-	14.1	-	33.7	-	-	-	0.0	-	22.9	-	-
86.7 90.0	-	4.7	-	0.0	-	-	-	4.8	-	5.0	-	-
86.7 100.0	-	5.0	-	0.0	-	-	-	18.0	-	0.0	-	-
86.7 110.0	-	9.9	-	0.0	-	-	-	14.2	-	4.9	-	-
90.0 30.0	-	0.0	-	15.6	-	-	-	0.0	-	5.4	-	-
90.0 35.0	-	0.0	-	10.7	-	-	-	0.0	-	0.0	-	-
90.0 37.0	-	0.0	-	0.0	-	-	-	10.1	-	0.0	-	-
90.0 45.0	-	10.3	-	0.0	-	-	-	0.0	-	4.2	-	-
90.0 53.0	-	5.2	-	-	-	-	-	0.0	-	12.0	-	-
90.0 60.0	-	5.0	-	-	-	-	-	0.0	-	0.0	-	-
90.0 70.0	-	25.0	-	5.2	-	-	-	9.6	-	0.0	-	-
90.0 80.0	-	10.3	-	0.0	-	-	-	0.0	-	10.6	-	-
90.0 90.0	-	4.9	-	5.0	-	-	-	0.0	-	0.0	-	-
90.0 100.0	-	5.0	-	0.0	-	-	-	15.6	-	0.0	-	-
90.0 110.0	-	0.0	-	18.7	-	-	-	0.0	-	0.0	-	-
90.0 120.0	-	5.0	-	5.1	-	-	-	4.9	-	0.0	-	-

TABLE 4. (cont.)

<i>Protomyctophum crockeri</i> (cont.)												
Station	Jan.	Feb.	Mar.	Apr.	May	June	July	Aug.	Sep.	Oct.	Nov.	Dec.
93.3 30.0	0.0	-	-	0.0	-	-	-	10.7	-	0.0	-	-
93.3 45.0	5.5	-	-	0.0	-	-	-	4.5	-	10.4	-	-
93.3 50.0	8.6	-	-	5.2	-	-	-	5.0	-	0.0	-	-
93.3 55.0	0.0	-	-	4.8	-	-	-	10.0	-	0.0	-	-
93.3 60.0	4.8	-	-	20.0	-	-	-	9.3	-	0.0	-	-
93.3 70.0	9.7	-	-	5.2	-	-	-	0.0	-	0.0	-	-
93.3 80.0	-	0.0	-	19.7	-	-	-	0.0	-	4.7	-	-
93.3 90.0	-	5.1	-	5.4	-	-	-	0.0	-	0.0	-	-
93.3 100.0	-	0.0	-	0.0	-	-	-	9.6	-	9.3	-	-
93.3 110.0	-	4.8	-	0.0	-	-	-	5.4	-	0.0	-	-
93.3 120.0	-	-	-	0.0	-	-	-	8.8	-	4.8	-	-
<i>Symbolophorus californiensis</i>												
Station	Jan.	Feb.	Mar.	Apr.	May	June	July	Aug.	Sep.	Oct.	Nov.	Dec.
76.7 70.0	-	0.0	-	11.1	-	-	-	10.2	-	0.0	-	-
76.7 80.0	-	0.0	-	14.9	-	-	-	10.1	-	0.0	-	-
76.7 90.0	-	5.1	-	15.8	-	-	-	5.3	-	0.0	-	-
76.7 100.0	-	14.8	-	5.1	-	-	-	4.6	-	0.0	-	-
80.0 60.0	-	9.5	-	0.0	-	-	-	0.0	-	0.0	-	-
80.0 70.0	-	0.0	-	0.0	-	-	-	12.0	-	3.8	-	-
80.0 80.0	-	11.0	-	14.7	-	-	-	5.2	-	0.0	-	-
80.0 90.0	-	19.1	-	15.6	-	-	-	0.0	-	0.0	-	-
80.0 100.0	-	15.3	-	0.0	-	-	-	0.0	-	0.0	-	-
83.3 55.0	-	10.5	-	10.8	-	-	-	0.0	-	0.0	-	-
83.3 70.0	-	0.0	-	0.0	-	-	-	10.4	-	-	-	-
83.3 90.0	-	0.0	-	-	-	-	-	13.5	-	0.0	-	-
83.3 100.0	-	10.3	-	-	-	-	-	0.0	-	0.0	-	-
86.7 80.0	-	0.0	-	0.0	-	-	-	4.8	-	0.0	-	-
86.7 90.0	-	0.0	-	10.7	-	-	-	0.0	-	0.0	-	-
86.7 100.0	-	0.0	-	0.0	-	-	-	4.5	-	0.0	-	-
86.7 110.0	-	0.0	-	0.0	-	-	-	0.0	-	4.9	-	-
90.0 60.0	-	0.0	-	-	-	-	-	5.4	-	0.0	-	-

TABLE 4. (cont.)

<i>Symbolophorus californiensis</i> (cont.)												
Station	Jan.	Feb.	Mar.	Apr.	May	June	July	Aug.	Sep.	Oct.	Nov.	Dec.
90.0	70.0	10.0	-	5.2	-	-	-	4.8	-	0.0	-	-
90.0	80.0	25.7	-	0.0	-	-	-	0.0	-	0.0	-	-
90.0	90.0	0.0	-	0.0	-	-	-	5.2	-	0.0	-	-
90.0	100.0	0.0	-	5.2	-	-	-	0.0	-	0.0	-	-
90.0	110.0	10.1	-	4.7	-	-	-	0.0	-	0.0	-	-
93.3	35.0	-	-	5.0	-	-	-	0.0	-	0.0	-	-
93.3	55.0	-	-	4.8	-	-	-	0.0	-	0.0	-	-
93.3	60.0	-	-	15.0	-	-	-	0.0	-	0.0	-	-
93.3	70.0	-	-	20.9	-	-	-	4.9	-	0.0	-	-
93.3	80.0	0.0	-	24.6	-	-	-	0.0	-	0.0	-	-
93.3	90.0	0.0	-	21.8	-	-	-	0.0	-	0.0	-	-
93.3	100.0	15.2	-	0.0	-	-	-	0.0	-	0.0	-	-
93.3	110.0	9.6	-	4.9	-	-	-	0.0	-	0.0	-	-
<i>Tarletonbeania crenularis</i>												
Station	Jan.	Feb.	Mar.	Apr.	May	June	July	Aug.	Sep.	Oct.	Nov.	Dec.
76.7	55.0	0.0	-	0.0	-	-	-	10.1	-	-	0.0	-
76.7	100.0	0.0	-	5.1	-	-	-	0.0	-	0.0	-	-
80.0	55.0	5.4	-	0.0	-	-	-	0.0	-	0.0	-	-
83.3	70.0	0.0	-	0.0	-	-	-	5.2	-	-	-	-
83.3	90.0	0.0	-	-	-	-	-	4.5	-	0.0	-	-
86.7	60.0	5.4	-	0.0	-	-	-	0.0	-	0.0	-	-
90.0	90.0	0.0	-	0.0	-	-	-	5.2	-	0.0	-	-
90.0	100.0	5.0	-	0.0	-	-	-	0.0	-	0.0	-	-
93.3	55.0	-	-	0.0	-	-	-	10.0	-	0.0	-	-
93.3	70.0	-	-	0.0	-	-	-	4.9	-	4.9	-	-
<i>Desmodema lorum</i>												
Station	Jan.	Feb.	Mar.	Apr.	May	June	July	Aug.	Sep.	Oct.	Nov.	Dec.
83.3	90.0	0.0	-	-	-	-	-	4.5	-	0.0	-	-
93.3	50.0	-	-	0.0	-	-	-	0.0	-	5.2	-	-
<i>Trachipterus altivelis</i>												
Station	Jan.	Feb.	Mar.	Apr.	May	June	July	Aug.	Sep.	Oct.	Nov.	Dec.
80.0	60.0	4.8	-	0.0	-	-	-	0.0	-	0.0	-	-

TABLE 4. (cont.)

Station	<i>Merluccius productus</i>											
	Jan.	Feb.	Mar.	Apr.	May	June	July	Aug.	Sep.	Oct.	Nov.	Dec.
76.7 49.0	-	192.0	-	-	18.6	-	-	-	-	-	97.2	-
76.7 51.0	-	101.2	-	-	0.0	-	-	0.0	-	-	92.4	-
76.7 55.0	-	2080.6	-	14.7	-	-	-	0.0	-	-	0.0	-
76.7 60.0	-	1819.6	-	0.0	-	-	-	0.0	-	-	0.0	-
76.7 70.0	-	55.3	-	0.0	-	-	-	0.0	-	0.0	-	-
76.7 80.0	-	29.5	-	0.0	-	-	-	0.0	-	0.0	-	-
76.7 100.0	-	0.0	-	5.1	-	-	-	0.0	-	0.0	-	-
80.0 51.0	-	13.9	-	0.0	-	-	-	0.0	-	11.8	-	-
80.0 55.0	-	0.0	-	0.0	-	-	-	0.0	-	43.8	-	-
80.0 60.0	-	4.8	-	19.4	-	-	-	0.0	-	0.0	-	-
81.8 46.9	-	258.7	-	0.0	-	-	-	0.0	-	20.6	-	-
83.3 42.0	-	15.8	-	0.0	-	-	-	0.0	-	0.0	-	-
83.3 51.0	-	979.4	-	9.7	-	-	-	0.0	-	0.0	-	-
83.3 55.0	-	545.5	-	86.1	-	-	-	0.0	-	0.0	-	-
83.3 60.0	-	1762.7	-	0.0	-	-	-	0.0	-	0.0	-	-
83.3 70.0	-	0.0	-	11.4	-	-	-	0.0	-	-	-	-
86.7 35.0	-	83.5	-	28.1	-	-	-	0.0	-	0.0	-	-
86.7 40.0	-	222.2	-	51.1	-	-	-	0.0	-	0.0	-	-
86.7 45.0	-	709.3	-	131.3	-	-	-	0.0	-	0.0	-	-
86.7 50.0	-	214.8	-	0.0	-	-	-	0.0	-	0.0	-	-
86.7 55.0	-	652.1	-	99.8	-	-	-	0.0	-	0.0	-	-
86.7 60.0	-	150.4	-	22.5	-	-	-	0.0	-	0.0	-	-
86.7 70.0	-	0.0	-	16.8	-	-	-	0.0	-	0.0	-	-
86.7 80.0	-	5.4	-	114.6	-	-	-	0.0	-	0.0	-	-
90.0 30.0	-	10.4	-	15.6	-	-	-	0.0	-	0.0	-	-
90.0 35.0	-	5.4	-	10.7	-	-	-	0.0	-	0.0	-	-
90.0 37.0	-	25.9	-	22.2	-	-	-	0.0	-	0.0	-	-
90.0 45.0	-	31.0	-	58.6	-	-	-	0.0	-	0.0	-	-
90.0 53.0	-	51.5	-	-	-	-	-	0.0	-	0.0	-	-
90.0 60.0	-	125.8	-	-	-	-	-	0.0	-	0.0	-	-

TABLE 4. (cont.)

		Jan.	Feb.	Mar.	Apr.	May	June	July	Aug.	Sep.	Oct.	Nov.	Dec.
<i>Merluccius productus</i> (cont.)													
Station		Jan.	Feb.	Mar.	Apr.	May	June	July	Aug.	Sep.	Oct.	Nov.	Dec.
90.0	70.0	-	0.0	-	25.9	-	-	-	0.0	-	0.0	-	-
93.3	28.0	9.9	-	-	15.2	-	-	-	0.0	-	0.0	-	-
93.3	30.0	0.0	-	-	23.2	-	-	-	0.0	-	0.0	-	-
93.3	35.0	31.5	-	-	45.4	-	-	-	0.0	-	0.0	-	-
93.3	40.0	0.0	-	-	96.7	-	-	-	0.0	-	0.0	-	-
93.3	45.0	0.0	-	-	15.2	-	-	-	0.0	-	0.0	-	-
93.3	50.0	8.6	-	-	15.5	-	-	-	0.0	-	0.0	-	-
93.3	55.0	0.0	-	-	38.8	-	-	-	0.0	-	0.0	-	-
93.3	60.0	0.0	-	-	10.0	-	-	-	0.0	-	0.0	-	-
<i>Ophidion scrippsae</i>													
Station		Jan.	Feb.	Mar.	Apr.	May	June	July	Aug.	Sep.	Oct.	Nov.	Dec.
80.0	51.0	-	0.0	-	0.0	-	-	-	0.0	-	3.9	-	-
<i>Catactyx rubrirostris</i>													
Station		Jan.	Feb.	Mar.	Apr.	May	June	July	Aug.	Sep.	Oct.	Nov.	Dec.
83.3	42.0	-	0.0	-	10.7	-	-	-	0.0	-	0.0	-	-
90.0	28.0	-	0.0	-	10.5	-	-	-	0.0	-	0.0	-	-
90.0	30.0	-	0.0	-	31.3	-	-	-	0.0	-	0.0	-	-
<i>Oneirodes</i> spp.													
Station		Jan.	Feb.	Mar.	Apr.	May	June	July	Aug.	Sep.	Oct.	Nov.	Dec.
90.0	80.0	-	0.0	-	0.0	-	-	-	5.1	-	0.0	-	-
<i>Gigantactis</i> spp.													
Station		Jan.	Feb.	Mar.	Apr.	May	June	July	Aug.	Sep.	Oct.	Nov.	Dec.
90.0	120.0	-	0.0	-	0.0	-	-	-	9.8	-	0.0	-	-
93.3	100.0	-	0.0	-	0.0	-	-	-	4.8	-	0.0	-	-
<i>Atherinopsis californiensis</i>													
Station		Jan.	Feb.	Mar.	Apr.	May	June	July	Aug.	Sep.	Oct.	Nov.	Dec.
93.3	26.7	0.0	-	-	9.0	-	-	-	0.0	-	0.0	-	-
<i>Cololabis saira</i>													
Station		Jan.	Feb.	Mar.	Apr.	May	June	July	Aug.	Sep.	Oct.	Nov.	Dec.
83.3	80.0	-	0.0	-	-	-	-	-	10.5	-	0.0	-	-
83.3	110.0	-	0.0	-	5.0	-	-	-	0.0	-	0.0	-	-
86.7	40.0	-	0.0	-	10.2	-	-	-	0.0	-	0.0	-	-

TABLE 4. (cont.)

		<i>Melamphaes</i> spp.											
Station	Jan.	Feb.	Mar.	Apr.	May	June	July	Aug.	Sep.	Oct.	Nov.	Dec.	
76.7 100.0	-	0.0	-	0.0	-	-	-	4.6	-	0.0	-	-	
90.0 80.0	-	0.0	-	5.2	-	-	-	0.0	-	0.0	-	-	
90.0 120.0	-	5.0	-	10.2	-	-	-	0.0	-	0.0	-	-	
93.3 80.0	-	0.0	-	0.0	-	-	-	0.0	-	4.7	-	-	
93.3 120.0	-	-	-	0.0	-	-	-	4.4	-	0.0	-	-	
		<i>Melamphaes lugubris</i>											
Station	Jan.	Feb.	Mar.	Apr.	May	June	July	Aug.	Sep.	Oct.	Nov.	Dec.	
76.7 70.0	-	0.0	-	11.1	-	-	-	0.0	-	0.0	-	-	
76.7 80.0	-	0.0	-	9.9	-	-	-	0.0	-	0.0	-	-	
76.7 90.0	-	0.0	-	5.3	-	-	-	0.0	-	0.0	-	-	
76.7 100.0	-	0.0	-	5.1	-	-	-	0.0	-	0.0	-	-	
80.0 70.0	-	0.0	-	0.0	-	-	-	24.0	-	0.0	-	-	
80.0 80.0	-	5.5	-	0.0	-	-	-	0.0	-	0.0	-	-	
80.0 100.0	-	5.1	-	0.0	-	-	-	0.0	-	0.0	-	-	
83.3 55.0	-	0.0	-	10.8	-	-	-	0.0	-	0.0	-	-	
83.3 70.0	-	5.0	-	0.0	-	-	-	0.0	-	-	-	-	
90.0 80.0	-	0.0	-	0.0	-	-	-	0.0	-	10.6	-	-	
93.3 90.0	-	0.0	-	0.0	-	-	-	0.0	-	4.6	-	-	
93.3 100.0	-	0.0	-	0.0	-	-	-	4.8	-	0.0	-	-	
93.3 110.0	-	0.0	-	0.0	-	-	-	5.4	-	0.0	-	-	
		<i>Melamphaes parvus</i>											
Station	Jan.	Feb.	Mar.	Apr.	May	June	July	Aug.	Sep.	Oct.	Nov.	Dec.	
76.7 70.0	-	0.0	-	22.1	-	-	-	0.0	-	0.0	-	-	
76.7 80.0	-	0.0	-	5.0	-	-	-	0.0	-	0.0	-	-	
80.0 80.0	-	0.0	-	0.0	-	-	-	5.2	-	0.0	-	-	
83.3 70.0	-	0.0	-	11.4	-	-	-	0.0	-	-	-	-	
86.7 70.0	-	0.0	-	5.6	-	-	-	0.0	-	0.0	-	-	
90.0 70.0	-	10.0	-	0.0	-	-	-	0.0	-	0.0	-	-	
90.0 80.0	-	5.1	-	5.2	-	-	-	0.0	-	0.0	-	-	
90.0 90.0	-	0.0	-	5.0	-	-	-	0.0	-	0.0	-	-	
93.3 70.0	0.0	-	-	0.0	-	-	-	9.7	-	0.0	-	-	

TABLE 4. (cont.)

		<i>Melamphaes parvus</i> (cont.)											
Station	Jan.	Feb.	Mar.	Apr.	May	June	July	Aug.	Sep.	Oct.	Nov.	Dec.	
93.3 80.0	-	0.0	-	4.9	-	-	-	0.0	-	0.0	-	-	
93.3 110.0	-	0.0	-	4.9	-	-	-	0.0	-	0.0	-	-	
93.3 120.0	-	-	-	4.9	-	-	-	0.0	-	0.0	-	-	
		<i>Poromitra crassiceps</i>											
Station	Jan.	Feb.	Mar.	Apr.	May	June	July	Aug.	Sep.	Oct.	Nov.	Dec.	
76.7 80.0	-	0.0	-	5.0	-	-	-	10.1	-	0.0	-	-	
76.7 100.0	-	0.0	-	5.1	-	-	-	0.0	-	0.0	-	-	
83.3 110.0	-	0.0	-	0.0	-	-	-	4.9	-	0.0	-	-	
90.0 70.0	-	0.0	-	5.2	-	-	-	0.0	-	0.0	-	-	
90.0 80.0	-	5.1	-	0.0	-	-	-	0.0	-	0.0	-	-	
90.0 100.0	-	5.0	-	0.0	-	-	-	0.0	-	0.0	-	-	
93.3 60.0	0.0	-	-	0.0	-	-	-	4.7	-	0.0	-	-	
93.3 80.0	-	0.0	-	4.9	-	-	-	0.0	-	0.0	-	-	
93.3 90.0	-	0.0	-	10.9	-	-	-	0.0	-	0.0	-	-	
		<i>Scopeloberyx robustus</i>											
Station	Jan.	Feb.	Mar.	Apr.	May	June	July	Aug.	Sep.	Oct.	Nov.	Dec.	
80.0 90.0	-	0.0	-	5.2	-	-	-	0.0	-	0.0	-	-	
83.3 80.0	-	4.7	-	-	-	-	-	0.0	-	0.0	-	-	
		<i>Scopelogadus bispinosus</i>											
Station	Jan.	Feb.	Mar.	Apr.	May	June	July	Aug.	Sep.	Oct.	Nov.	Dec.	
76.7 80.0	-	0.0	-	5.0	-	-	-	0.0	-	0.0	-	-	
80.0 90.0	-	0.0	-	5.2	-	-	-	0.0	-	0.0	-	-	
86.7 90.0	-	0.0	-	5.4	-	-	-	0.0	-	0.0	-	-	
86.7 110.0	-	0.0	-	5.0	-	-	-	0.0	-	0.0	-	-	
90.0 80.0	-	0.0	-	0.0	-	-	-	5.1	-	0.0	-	-	
90.0 110.0	-	0.0	-	0.0	-	-	-	4.8	-	0.0	-	-	
93.3 60.0	0.0	-	-	0.0	-	-	-	0.0	-	5.2	-	-	
		<i>Sebastes</i> spp.											
Station	Jan.	Feb.	Mar.	Apr.	May	June	July	Aug.	Sep.	Oct.	Nov.	Dec.	
76.7 49.0	-	45.7	-	-	37.3	-	-	9.4	-	-	4.9	-	
76.7 51.0	-	179.8	-	-	31.7	-	-	0.0	-	-	0.0	-	

TABLE 4. (cont.)

Station	<i>Sebastes spp.</i> (cont.)											
	Jan.	Feb.	Mar.	Apr.	May	June	July	Aug.	Sep.	Oct.	Nov.	Dec.
76.7 55.0	-	99.6	-	87.9	-	-	-	100.6	-	-	0.0	-
76.7 60.0	-	102.8	-	0.0	-	-	-	0.0	-	-	11.9	-
76.7 70.0	-	15.1	-	0.0	-	-	-	0.0	-	0.0	-	-
80.0 51.0	-	64.8	-	0.0	-	-	-	8.5	-	3.9	-	-
80.0 55.0	-	10.7	-	0.0	-	-	-	0.0	-	0.0	-	-
80.0 60.0	-	9.5	-	9.7	-	-	-	9.8	-	9.6	-	-
81.8 46.9	-	0.0	-	0.0	-	-	-	0.0	-	15.4	-	-
83.3 42.0	-	57.9	-	10.7	-	-	-	4.3	-	4.8	-	-
83.3 51.0	-	195.0	-	9.7	-	-	-	13.0	-	0.0	-	-
83.3 55.0	-	21.0	-	129.1	-	-	-	0.0	-	0.0	-	-
83.3 60.0	-	515.4	-	0.0	-	-	-	0.0	-	0.0	-	-
83.3 70.0	-	0.0	-	34.3	-	-	-	0.0	-	-	-	-
83.3 100.0	-	10.3	-	-	-	-	-	0.0	-	0.0	-	-
86.7 33.0	-	4.7	-	10.1	-	-	-	0.0	-	0.0	-	-
86.7 35.0	-	10.4	-	75.0	-	-	-	0.0	-	0.0	-	-
86.7 40.0	-	80.8	-	204.3	-	-	-	0.0	-	0.0	-	-
86.7 45.0	-	226.2	-	295.4	-	-	-	0.0	-	0.0	-	-
86.7 50.0	-	2597.8	-	241.1	-	-	-	37.5	-	13.8	-	-
86.7 55.0	-	176.1	-	77.6	-	-	-	4.9	-	0.0	-	-
86.7 60.0	-	26.9	-	67.5	-	-	-	0.0	-	0.0	-	-
86.7 70.0	-	4.7	-	0.0	-	-	-	0.0	-	0.0	-	-
86.7 80.0	-	0.0	-	202.8	-	-	-	0.0	-	0.0	-	-
90.0 28.0	-	0.0	-	15.8	-	-	-	4.3	-	0.0	-	-
90.0 30.0	-	0.0	-	0.0	-	-	-	5.3	-	0.0	-	-
90.0 35.0	-	21.6	-	32.2	-	-	-	10.6	-	0.0	-	-
90.0 37.0	-	5.2	-	177.4	-	-	-	0.0	-	0.0	-	-
90.0 45.0	-	5.2	-	263.7	-	-	-	4.9	-	0.0	-	-
90.0 53.0	-	149.4	-	-	-	-	-	0.0	-	4.0	-	-
90.0 60.0	-	35.2	-	-	-	-	-	0.0	-	0.0	-	-
90.0 70.0	-	0.0	-	98.2	-	-	-	0.0	-	0.0	-	-

TABLE 4. (cont.)

		<i>Sebastes spp.</i> (cont.)											
Station	Jan.	Feb.	Mar.	Apr.	May	June	July	Aug.	Sep.	Oct.	Nov.	Dec.	
93.3 26.7	55.2	-	-	0.0	-	-	-	0.0	-	0.0	-	-	
93.3 28.0	29.8	-	-	0.0	-	-	-	0.0	-	0.0	-	-	
93.3 30.0	0.0	-	-	5.8	-	-	-	0.0	-	0.0	-	-	
93.3 35.0	5.3	-	-	126.0	-	-	-	0.0	-	0.0	-	-	
93.3 40.0	37.1	-	-	53.7	-	-	-	0.0	-	0.0	-	-	
93.3 45.0	5.5	-	-	0.0	-	-	-	0.0	-	0.0	-	-	
93.3 50.0	0.0	-	-	82.7	-	-	-	0.0	-	0.0	-	-	
93.3 55.0	10.1	-	-	164.9	-	-	-	0.0	-	0.0	-	-	
93.3 60.0	4.8	-	-	20.0	-	-	-	0.0	-	0.0	-	-	
		<i>Sebastes aurora</i>											
Station	Jan.	Feb.	Mar.	Apr.	May	June	July	Aug.	Sep.	Oct.	Nov.	Dec.	
76.7 55.0	-	0.0	-	0.0	-	-	-	10.1	-	-	0.0	-	
76.7 60.0	-	0.0	-	11.1	-	-	-	0.0	-	-	0.0	-	
86.7 45.0	-	0.0	-	10.9	-	-	-	0.0	-	0.0	-	-	
86.7 55.0	-	4.8	-	0.0	-	-	-	0.0	-	0.0	-	-	
		<i>Sebastes diploproa</i>											
Station	Jan.	Feb.	Mar.	Apr.	May	June	July	Aug.	Sep.	Oct.	Nov.	Dec.	
76.7 70.0	-	0.0	-	0.0	-	-	-	0.0	-	10.9	-	-	
80.0 51.0	-	0.0	-	0.0	-	-	-	17.0	-	15.7	-	-	
80.0 55.0	-	0.0	-	0.0	-	-	-	0.0	-	21.9	-	-	
83.3 40.6	-	0.0	-	0.0	-	-	-	0.0	-	3.3	-	-	
83.3 51.0	-	0.0	-	0.0	-	-	-	0.0	-	58.1	-	-	
83.3 55.0	-	21.0	-	0.0	-	-	-	0.0	-	0.0	-	-	
86.7 35.0	-	0.0	-	0.0	-	-	-	0.0	-	10.0	-	-	
86.7 45.0	-	0.0	-	0.0	-	-	-	0.0	-	14.1	-	-	
86.7 50.0	-	0.0	-	0.0	-	-	-	11.3	-	4.6	-	-	
90.0 35.0	-	0.0	-	0.0	-	-	-	0.0	-	5.1	-	-	
90.0 60.0	-	10.1	-	-	-	-	-	0.0	-	0.0	-	-	
93.3 35.0	0.0	-	-	0.0	-	-	-	0.0	-	5.2	-	-	

TABLE 4. (cont.)

<i>Sebastes jordani</i>												
Station	Jan.	Feb.	Mar.	Apr.	May	June	July	Aug.	Sep.	Oct.	Nov.	Dec.
76.7	49.0	0.0	-	-	18.6	-	-	0.0	-	-	9.7	-
76.7	51.0	0.0	-	-	10.6	-	-	0.0	-	-	0.0	-
76.7	55.0	0.0	-	102.6	-	-	-	0.0	-	-	0.0	-
80.0	51.0	4.6	-	0.0	-	-	-	0.0	-	0.0	-	-
83.3	42.0	42.1	-	0.0	-	-	-	0.0	-	0.0	-	-
83.3	51.0	55.1	-	0.0	-	-	-	0.0	-	0.0	-	-
83.3	55.0	0.0	-	10.8	-	-	-	0.0	-	0.0	-	-
83.3	60.0	175.2	-	0.0	-	-	-	0.0	-	0.0	-	-
86.7	33.0	9.4	-	0.0	-	-	-	0.0	-	0.0	-	-
86.7	35.0	0.0	-	18.8	-	-	-	0.0	-	0.0	-	-
86.7	40.0	30.3	-	0.0	-	-	-	0.0	-	0.0	-	-
86.7	45.0	0.0	-	65.6	-	-	-	0.0	-	0.0	-	-
86.7	50.0	41.3	-	21.0	-	-	-	0.0	-	0.0	-	-
86.7	55.0	19.0	-	11.1	-	-	-	0.0	-	0.0	-	-
86.7	60.0	5.4	-	0.0	-	-	-	0.0	-	0.0	-	-
86.7	80.0	0.0	-	17.6	-	-	-	0.0	-	0.0	-	-
90.0	30.0	20.8	-	0.0	-	-	-	0.0	-	0.0	-	-
90.0	35.0	59.4	-	21.4	-	-	-	0.0	-	0.0	-	-
90.0	37.0	5.2	-	88.7	-	-	-	0.0	-	0.0	-	-
90.0	45.0	5.2	-	39.1	-	-	-	0.0	-	0.0	-	-
90.0	53.0	25.8	-	-	-	-	-	0.0	-	0.0	-	-
93.3	26.7	5.0	-	9.0	-	-	-	0.0	-	0.0	-	-
93.3	30.0	21.1	-	0.0	-	-	-	0.0	-	0.0	-	-
93.3	35.0	0.0	-	20.2	-	-	-	0.0	-	0.0	-	-
93.3	40.0	0.0	-	10.7	-	-	-	0.0	-	0.0	-	-
<i>Sebastes paucispinis</i>												
Station	Jan.	Feb.	Mar.	Apr.	May	June	July	Aug.	Sep.	Oct.	Nov.	Dec.
80.0	55.0	5.4	-	0.0	-	-	-	0.0	-	0.0	-	-
80.0	60.0	4.8	-	0.0	-	-	-	0.0	-	0.0	-	-
83.3	55.0	10.5	-	0.0	-	-	-	0.0	-	0.0	-	-
83.3	60.0	61.8	-	0.0	-	-	-	0.0	-	0.0	-	-

TABLE 4. (cont.)

		<i>Sebastes paucispinis</i> (cont.)											
Station	Jan.	Feb.	Mar.	Apr.	May	June	July	Aug.	Sep.	Oct.	Nov.	Dec.	
86.7 45.0	-	10.3	-	10.9	-	-	-	0.0	-	0.0	-	-	
86.7 50.0	-	78.5	-	0.0	-	-	-	0.0	-	0.0	-	-	
86.7 55.0	-	14.3	-	0.0	-	-	-	0.0	-	0.0	-	-	
86.7 70.0	-	4.7	-	0.0	-	-	-	0.0	-	0.0	-	-	
86.7 80.0	-	0.0	-	17.6	-	-	-	0.0	-	0.0	-	-	
90.0 37.0	-	0.0	-	11.1	-	-	-	0.0	-	0.0	-	-	
90.0 45.0	-	0.0	-	29.3	-	-	-	0.0	-	0.0	-	-	
90.0 53.0	-	15.5	-	-	-	-	-	0.0	-	0.0	-	-	
90.0 60.0	-	25.2	-	-	-	-	-	0.0	-	0.0	-	-	
93.3 35.0	0.0	-	-	10.1	-	-	-	0.0	-	0.0	-	-	
93.3 40.0	5.3	-	-	0.0	-	-	-	0.0	-	0.0	-	-	
93.3 45.0	5.5	-	-	0.0	-	-	-	0.0	-	0.0	-	-	
93.3 50.0	0.0	-	-	5.2	-	-	-	0.0	-	0.0	-	-	
93.3 55.0	0.0	-	-	9.7	-	-	-	0.0	-	0.0	-	-	
<i>Oxylebius pictus</i>													
Station	Jan.	Feb.	Mar.	Apr.	May	June	July	Aug.	Sep.	Oct.	Nov.	Dec.	
83.3 60.0	-	10.3	-	0.0	-	-	-	0.0	-	0.0	-	-	
86.7 55.0	-	4.8	-	0.0	-	-	-	0.0	-	0.0	-	-	
<i>Zaniolepis frenata</i>													
Station	Jan.	Feb.	Mar.	Apr.	May	June	July	Aug.	Sep.	Oct.	Nov.	Dec.	
86.7 33.0	-	0.0	-	10.1	-	-	-	0.0	-	0.0	-	-	
<i>Zaniolepis latipinnis</i>													
Station	Jan.	Feb.	Mar.	Apr.	May	June	July	Aug.	Sep.	Oct.	Nov.	Dec.	
76.7 51.0	-	0.0	-	-	0.0	-	-	0.0	-	-	10.3	-	
83.3 51.0	-	8.5	-	0.0	-	-	-	0.0	-	0.0	-	-	
83.3 60.0	-	10.3	-	0.0	-	-	-	0.0	-	0.0	-	-	
86.7 40.0	-	10.1	-	0.0	-	-	-	0.0	-	0.0	-	-	
86.7 50.0	-	4.1	-	0.0	-	-	-	0.0	-	0.0	-	-	
93.3 26.7	5.0	-	-	0.0	-	-	-	0.0	-	0.0	-	-	
<i>Arctedius creaseri</i>													
Station	Jan.	Feb.	Mar.	Apr.	May	June	July	Aug.	Sep.	Oct.	Nov.	Dec.	
76.7 49.0	-	0.0	-	-	9.3	-	-	0.0	-	-	0.0	-	

TABLE 4. (cont.)

Station	Jan.	Feb.	Mar.	Apr.	May	June	July	Aug.	Sep.	Oct.	Nov.	Dec.
<i>Artedius creaseri</i> (cont.)												
80.0 51.0	-	0.0	-	9.9	-	-	-	0.0	-	0.0	-	-
83.3 42.0	-	0.0	-	10.7	-	-	-	0.0	-	0.0	-	-
83.3 51.0	-	0.0	-	106.9	-	-	-	0.0	-	0.0	-	-
<i>Artedius lateralis</i>												
Station	Jan.	Feb.	Mar.	Apr.	May	June	July	Aug.	Sep.	Oct.	Nov.	Dec.
80.0 51.0	-	0.0	-	5.0	-	-	-	0.0	-	0.0	-	-
83.3 51.0	-	0.0	-	29.2	-	-	-	0.0	-	0.0	-	-
86.7 50.0	-	12.4	-	0.0	-	-	-	0.0	-	0.0	-	-
<i>Chitonotus pugetensis</i>												
Station	Jan.	Feb.	Mar.	Apr.	May	June	July	Aug.	Sep.	Oct.	Nov.	Dec.
76.7 49.0	-	0.0	-	-	9.3	-	-	0.0	-	-	0.0	-
83.3 51.0	-	0.0	-	58.3	-	-	-	0.0	-	0.0	-	-
<i>Enophrys bison</i>												
Station	Jan.	Feb.	Mar.	Apr.	May	June	July	Aug.	Sep.	Oct.	Nov.	Dec.
86.7 50.0	-	4.1	-	0.0	-	-	-	0.0	-	0.0	-	-
<i>Icelinus quadriseriatus</i>												
Station	Jan.	Feb.	Mar.	Apr.	May	June	July	Aug.	Sep.	Oct.	Nov.	Dec.
83.3 51.0	-	0.0	-	184.7	-	-	-	0.0	-	0.0	-	-
<i>Scorpaenichthys marmoratus</i>												
Station	Jan.	Feb.	Mar.	Apr.	May	June	July	Aug.	Sep.	Oct.	Nov.	Dec.
76.7 51.0	-	22.5	-	-	0.0	-	-	0.0	-	-	0.0	-
<i>BathYGONUS pentacanthus</i>												
Station	Jan.	Feb.	Mar.	Apr.	May	June	July	Aug.	Sep.	Oct.	Nov.	Dec.
86.7 55.0	-	0.0	-	11.1	-	-	-	0.0	-	0.0	-	-
<i>Odontopyxis trispinosa</i>												
Station	Jan.	Feb.	Mar.	Apr.	May	June	July	Aug.	Sep.	Oct.	Nov.	Dec.
83.3 51.0	-	0.0	-	9.7	-	-	-	0.0	-	0.0	-	-
<i>Paralabrax</i> spp.												
Station	Jan.	Feb.	Mar.	Apr.	May	June	July	Aug.	Sep.	Oct.	Nov.	Dec.
83.3 51.0	-	0.0	-	0.0	-	-	-	26.0	-	0.0	-	-
86.7 35.0	-	0.0	-	0.0	-	-	-	15.2	-	0.0	-	-

TABLE 4. (cont.)

		<i>Paralabrax spp.</i> (cont.)											
Station	Jan.	Feb.	Mar.	Apr.	May	June	July	Aug.	Sep.	Oct.	Nov.	Dec.	
90.0	28.0	0.0	-	0.0	-	-	-	4.3	-	0.0	-	-	
90.0	35.0	0.0	-	0.0	-	-	-	10.6	-	0.0	-	-	
90.0	37.0	0.0	-	0.0	-	-	-	30.3	-	0.0	-	-	
		<i>Howella spp.</i>											
Station	Jan.	Feb.	Mar.	Apr.	May	June	July	Aug.	Sep.	Oct.	Nov.	Dec.	
83.3	90.0	0.0	-	-	-	-	-	0.0	-	4.7	-	-	
83.3	110.0	0.0	-	5.0	-	-	-	0.0	-	0.0	-	-	
90.0	80.0	0.0	-	0.0	-	-	-	5.1	-	0.0	-	-	
		<i>Seriola lalandi</i>											
Station	Jan.	Feb.	Mar.	Apr.	May	June	July	Aug.	Sep.	Oct.	Nov.	Dec.	
93.3	30.0	-	-	0.0	-	-	-	10.7	-	0.0	-	-	
		<i>Trachurus symmetricus</i>											
Station	Jan.	Feb.	Mar.	Apr.	May	June	July	Aug.	Sep.	Oct.	Nov.	Dec.	
76.7	60.0	0.0	-	11.1	-	-	-	0.0	-	-	0.0	-	
76.7	70.0	0.0	-	171.4	-	-	-	0.0	-	0.0	-	-	
76.7	80.0	0.0	-	89.5	-	-	-	0.0	-	0.0	-	-	
76.7	90.0	0.0	-	47.4	-	-	-	0.0	-	0.0	-	-	
76.7	100.0	0.0	-	159.0	-	-	-	0.0	-	0.0	-	-	
80.0	70.0	0.0	-	5.1	-	-	-	0.0	-	0.0	-	-	
80.0	80.0	0.0	-	181.3	-	-	-	0.0	-	0.0	-	-	
80.0	90.0	0.0	-	358.1	-	-	-	0.0	-	0.0	-	-	
80.0	100.0	0.0	-	68.4	-	-	-	0.0	-	0.0	-	-	
83.3	70.0	0.0	-	34.3	-	-	-	0.0	-	-	-	-	
83.3	110.0	0.0	-	10.0	-	-	-	0.0	-	0.0	-	-	
86.7	70.0	0.0	-	5.6	-	-	-	0.0	-	0.0	-	-	
86.7	80.0	0.0	-	26.5	-	-	-	0.0	-	0.0	-	-	
86.7	90.0	0.0	-	32.2	-	-	-	0.0	-	0.0	-	-	
86.7	100.0	0.0	-	24.0	-	-	-	0.0	-	0.0	-	-	
86.7	110.0	0.0	-	0.0	-	-	-	4.7	-	0.0	-	-	
90.0	70.0	0.0	-	15.5	-	-	-	0.0	-	0.0	-	-	
90.0	80.0	0.0	-	26.2	-	-	-	0.0	-	0.0	-	-	

TABLE 4. (cont.)

<i>Trachurus symmetricus</i> (cont.)												
Station	Jan.	Feb.	Mar.	Apr.	May	June	July	Aug.	Sep.	Oct.	Nov.	Dec.
90.0	90.0	0.0	-	0.0	-	-	-	10.5	-	0.0	-	-
90.0	110.0	0.0	-	4.7	-	-	-	0.0	-	0.0	-	-
93.3	30.0	-	-	23.2	-	-	-	0.0	-	0.0	-	-
93.3	35.0	-	-	141.1	-	-	-	0.0	-	0.0	-	-
93.3	40.0	-	-	21.5	-	-	-	0.0	-	0.0	-	-
93.3	50.0	-	-	46.5	-	-	-	0.0	-	0.0	-	-
93.3	55.0	-	-	24.3	-	-	-	0.0	-	0.0	-	-
93.3	60.0	-	-	10.0	-	-	-	0.0	-	0.0	-	-
93.3	80.0	-	-	29.6	-	-	-	0.0	-	0.0	-	-
<i>Brama japonica</i>												
Station	Jan.	Feb.	Mar.	Apr.	May	June	July	Aug.	Sep.	Oct.	Nov.	Dec.
76.7	90.0	10.3	-	0.0	-	-	-	0.0	-	0.0	-	-
76.7	100.0	4.9	-	0.0	-	-	-	0.0	-	0.0	-	-
80.0	80.0	5.5	-	0.0	-	-	-	0.0	-	0.0	-	-
83.3	80.0	4.7	-	-	-	-	-	0.0	-	0.0	-	-
<i>Xenistius californiensis</i>												
Station	Jan.	Feb.	Mar.	Apr.	May	June	July	Aug.	Sep.	Oct.	Nov.	Dec.
90.0	28.0	0.0	-	0.0	-	-	-	8.7	-	0.0	-	-
<i>Genyonemus lineatus</i>												
Station	Jan.	Feb.	Mar.	Apr.	May	June	July	Aug.	Sep.	Oct.	Nov.	Dec.
76.7	49.0	64.0	-	-	0.0	-	-	0.0	-	-	0.0	-
76.7	51.0	33.7	-	-	0.0	-	-	0.0	-	-	0.0	-
76.7	60.0	10.3	-	0.0	-	-	-	0.0	-	-	0.0	-
80.0	51.0	74.1	-	0.0	-	-	-	0.0	-	70.7	-	-
81.8	46.9	172.5	-	0.0	-	-	-	0.0	-	0.0	-	-
83.3	40.6	4.2	-	0.0	-	-	-	0.0	-	3.3	-	-
83.3	42.0	21.0	-	0.0	-	-	-	0.0	-	0.0	-	-
86.7	33.0	18.7	-	0.0	-	-	-	13.7	-	0.0	-	-
86.7	35.0	156.6	-	0.0	-	-	-	0.0	-	0.0	-	-
86.7	40.0	5.0	-	0.0	-	-	-	0.0	-	0.0	-	-
86.7	45.0	5.1	-	0.0	-	-	-	0.0	-	0.0	-	-

TABLE 4. (cont.)

		Jan.	Feb.	Mar.	Apr.	May	June	July	Aug.	Sep.	Oct.	Nov.	Dec.
<i>Genyonemus lineatus</i> (cont.)													
Station													
86.7	55.0	-	9.5	-	0.0	-	-	-	0.0	-	0.0	-	-
90.0	28.0	-	25.3	-	0.0	-	-	-	0.0	-	0.0	-	-
90.0	30.0	-	10.4	-	0.0	-	-	-	0.0	-	0.0	-	-
90.0	35.0	-	5.4	-	0.0	-	-	-	0.0	-	0.0	-	-
90.0	37.0	-	5.2	-	0.0	-	-	-	0.0	-	0.0	-	-
93.3	26.7	10.0	-	-	0.0	-	-	-	0.0	-	0.0	-	-
93.3	28.0	39.8	-	-	0.0	-	-	-	0.0	-	0.0	-	-
93.3	30.0	10.6	-	-	0.0	-	-	-	0.0	-	0.0	-	-
<i>Seriphus politus</i>													
Station													
86.7	33.0	-	0.0	Mar.	Apr.	May	June	July	Aug.	Sep.	Oct.	Nov.	Dec.
86.7	35.0	-	0.0	-	0.0	-	-	-	9.1	-	0.0	-	-
86.7	40.0	-	0.0	-	0.0	-	-	-	15.2	-	0.0	-	-
90.0	28.0	-	0.0	-	0.0	-	-	-	9.8	-	0.0	-	-
90.0	28.0	-	0.0	-	0.0	-	-	-	8.7	-	0.0	-	-
<i>Girella nigricans</i>													
Station													
86.7	45.0	-	5.1	Mar.	Apr.	May	June	July	Aug.	Sep.	Oct.	Nov.	Dec.
86.7	45.0	-	5.1	-	0.0	-	-	-	0.0	-	0.0	-	-
<i>Medialuna californiensis</i>													
Station													
76.7	80.0	-	0.0	Mar.	Apr.	May	June	July	Aug.	Sep.	Oct.	Nov.	Dec.
76.7	80.0	-	0.0	-	5.0	-	-	-	0.0	-	0.0	-	-
<i>Chromis punctipinnis</i>													
Station													
83.3	42.0	-	0.0	Mar.	Apr.	May	June	July	Aug.	Sep.	Oct.	Nov.	Dec.
83.3	42.0	-	0.0	-	0.0	-	-	-	4.3	-	0.0	-	-
86.7	35.0	-	0.0	-	0.0	-	-	-	15.2	-	0.0	-	-
86.7	45.0	-	0.0	-	0.0	-	-	-	10.6	-	0.0	-	-
90.0	28.0	-	0.0	-	0.0	-	-	-	4.3	-	0.0	-	-
90.0	30.0	-	0.0	-	0.0	-	-	-	5.3	-	0.0	-	-
90.0	37.0	-	0.0	-	0.0	-	-	-	10.1	-	0.0	-	-
93.3	26.7	0.0	-	-	0.0	-	-	-	18.2	-	0.0	-	-
93.3	28.0	0.0	-	-	0.0	-	-	-	8.1	-	0.0	-	-

TABLE 4. (cont.)

		<i>Oxyulix californica</i>											
Station	Jan.	Feb.	Mar.	Apr.	May	June	July	Aug.	Sep.	Oct.	Nov.	Dec.	
86.7	50.0	0.0	-	0.0	-	-	-	7.5	-	0.0	-	-	
86.7	70.0	0.0	-	0.0	-	-	-	9.6	-	0.0	-	-	
86.7	80.0	0.0	-	8.8	-	-	-	0.0	-	0.0	-	-	
90.0	37.0	0.0	-	0.0	-	-	-	10.1	-	0.0	-	-	
90.0	70.0	0.0	-	25.9	-	-	-	0.0	-	0.0	-	-	
93.3	35.0	-	-	60.5	-	-	-	0.0	-	0.0	-	-	
93.3	55.0	-	-	4.8	-	-	-	0.0	-	0.0	-	-	
93.3	60.0	-	-	20.0	-	-	-	0.0	-	0.0	-	-	
93.3	120.0	-	-	4.9	-	-	-	0.0	-	0.0	-	-	
		<i>Semicossyphus pulcher</i>											
Station	Jan.	Feb.	Mar.	Apr.	May	June	July	Aug.	Sep.	Oct.	Nov.	Dec.	
93.3	50.0	-	-	20.7	-	-	-	0.0	-	0.0	-	-	
		<i>Rathbunella alleni</i>											
Station	Jan.	Feb.	Mar.	Apr.	May	June	July	Aug.	Sep.	Oct.	Nov.	Dec.	
76.7	49.0	0.0	-	-	46.6	-	-	0.0	-	-	0.0	-	
83.3	51.0	0.0	-	29.2	-	-	-	0.0	-	0.0	-	-	
		Stichaeidae											
Station	Jan.	Feb.	Mar.	Apr.	May	June	July	Aug.	Sep.	Oct.	Nov.	Dec.	
76.7	49.0	18.3	-	-	0.0	-	-	0.0	-	-	0.0	-	
80.0	51.0	4.6	-	0.0	-	-	-	0.0	-	0.0	-	-	
83.3	51.0	0.0	-	9.7	-	-	-	0.0	-	0.0	-	-	
86.7	33.0	0.0	-	5.0	-	-	-	0.0	-	0.0	-	-	
86.7	50.0	12.4	-	0.0	-	-	-	0.0	-	0.0	-	-	
		<i>Plectobranchus evides</i>											
Station	Jan.	Feb.	Mar.	Apr.	May	June	July	Aug.	Sep.	Oct.	Nov.	Dec.	
86.7	50.0	0.0	-	10.5	-	-	-	0.0	-	0.0	-	-	
		<i>Chiasmodon niger</i>											
Station	Jan.	Feb.	Mar.	Apr.	May	June	July	Aug.	Sep.	Oct.	Nov.	Dec.	
76.7	80.0	0.0	-	5.0	-	-	-	0.0	-	0.0	-	-	
80.0	80.0	0.0	-	14.7	-	-	-	0.0	-	0.0	-	-	
83.3	90.0	0.0	-	-	-	-	-	0.0	-	9.3	-	-	

TABLE 4. (cont.)

Station	Jan.	Feb.	Mar.	Apr.	May	June	July	Aug.	Sep.	Oct.	Nov.	Dec.
<i>Chiasmodon niger</i> (cont.)												
86.7 90.0	-	0.0	-	10.7	-	-	-	0.0	-	0.0	-	-
90.0 90.0	-	0.0	-	5.0	-	-	-	0.0	-	0.0	-	-
90.0 100.0	-	0.0	-	15.5	-	-	-	0.0	-	0.0	-	-
93.3 70.0	0.0	-	-	0.0	-	-	-	4.9	-	0.0	-	-
<i>Neoclinus stephensae</i>												
Station	Jan.	Feb.	Mar.	Apr.	May	June	July	Aug.	Sep.	Oct.	Nov.	Dec.
80.0 51.0	-	9.3	-	0.0	-	-	-	0.0	-	0.0	-	-
<i>Hypsoblennius gilberti</i>												
Station	Jan.	Feb.	Mar.	Apr.	May	June	July	Aug.	Sep.	Oct.	Nov.	Dec.
83.3 51.0	-	0.0	-	0.0	-	-	-	4.3	-	0.0	-	-
<i>Hypsoblennius jenkinsi</i>												
Station	Jan.	Feb.	Mar.	Apr.	May	June	July	Aug.	Sep.	Oct.	Nov.	Dec.
80.0 51.0	-	0.0	-	0.0	-	-	-	0.0	-	3.9	-	-
81.8 46.9	-	0.0	-	0.0	-	-	-	0.0	-	15.4	-	-
86.7 33.0	-	0.0	-	5.0	-	-	-	4.6	-	0.0	-	-
86.7 35.0	-	0.0	-	0.0	-	-	-	15.2	-	10.0	-	-
90.0 28.0	-	0.0	-	0.0	-	-	-	8.7	-	4.0	-	-
<i>Coryphopterus nicholsii</i>												
Station	Jan.	Feb.	Mar.	Apr.	May	June	July	Aug.	Sep.	Oct.	Nov.	Dec.
76.7 55.0	-	11.1	-	0.0	-	-	-	0.0	-	-	0.0	-
76.7 60.0	-	0.0	-	0.0	-	-	-	10.6	-	-	0.0	-
80.0 60.0	-	4.8	-	0.0	-	-	-	0.0	-	0.0	-	-
81.8 46.9	-	0.0	-	0.0	-	-	-	5.2	-	5.1	-	-
86.7 45.0	-	20.6	-	0.0	-	-	-	5.3	-	0.0	-	-
86.7 70.0	-	0.0	-	0.0	-	-	-	28.7	-	0.0	-	-
90.0 45.0	-	0.0	-	9.8	-	-	-	0.0	-	0.0	-	-
93.3 35.0	0.0	-	-	5.0	-	-	-	0.0	-	0.0	-	-
93.3 50.0	0.0	-	-	5.2	-	-	-	0.0	-	0.0	-	-
93.3 55.0	5.1	-	-	0.0	-	-	-	0.0	-	0.0	-	-

TABLE 4. (cont.)

Station	Jan.	Feb.	Mar.	Apr.	May	June	July	Aug.	Sep.	Oct.	Nov.	Dec.
<i>Lepidogobius lepidus</i>												
76.7 49.0	-	9.1	-	-	0.0	-	-	0.0	-	-	0.0	-
80.0 51.0	-	27.8	-	0.0	-	-	-	0.0	-	0.0	-	-
83.3 42.0	-	5.3	-	0.0	-	-	-	0.0	-	0.0	-	-
86.7 33.0	-	9.4	-	0.0	-	-	-	0.0	-	4.1	-	-
90.0 28.0	-	0.0	-	0.0	-	-	-	0.0	-	4.0	-	-
93.3 26.7	5.0	-	-	0.0	-	-	-	0.0	-	0.0	-	-
<i>Lythrypnus dalli</i>												
Station	Jan.	Feb.	Mar.	Apr.	May	June	July	Aug.	Sep.	Oct.	Nov.	Dec.
90.0 37.0	-	0.0	-	0.0	-	-	-	10.1	-	0.0	-	-
<i>Lythrypnus zebra</i>												
Station	Jan.	Feb.	Mar.	Apr.	May	June	July	Aug.	Sep.	Oct.	Nov.	Dec.
86.7 50.0	-	0.0	-	0.0	-	-	-	3.8	-	0.0	-	-
<i>Typhlogobius californiensis</i>												
Station	Jan.	Feb.	Mar.	Apr.	May	June	July	Aug.	Sep.	Oct.	Nov.	Dec.
90.0 28.0	-	0.0	-	5.3	-	-	-	0.0	-	0.0	-	-
<i>Sphyaena argentea</i>												
Station	Jan.	Feb.	Mar.	Apr.	May	June	July	Aug.	Sep.	Oct.	Nov.	Dec.
83.3 51.0	-	0.0	-	0.0	-	-	-	4.3	-	0.0	-	-
86.7 35.0	-	0.0	-	0.0	-	-	-	5.1	-	0.0	-	-
90.0 28.0	-	0.0	-	0.0	-	-	-	4.3	-	0.0	-	-
<i>Lepidocybium flavobrunneum</i>												
Station	Jan.	Feb.	Mar.	Apr.	May	June	July	Aug.	Sep.	Oct.	Nov.	Dec.
86.7 110.0	-	0.0	-	5.0	-	-	-	0.0	-	0.0	-	-
<i>Sarda chiliensis</i>												
Station	Jan.	Feb.	Mar.	Apr.	May	June	July	Aug.	Sep.	Oct.	Nov.	Dec.
93.3 40.0	0.0	-	-	10.7	-	-	-	0.0	-	0.0	-	-
<i>Scomber japonicus</i>												
Station	Jan.	Feb.	Mar.	Apr.	May	June	July	Aug.	Sep.	Oct.	Nov.	Dec.
80.0 80.0	-	0.0	-	24.5	-	-	-	0.0	-	0.0	-	-
83.3 55.0	-	0.0	-	10.8	-	-	-	0.0	-	0.0	-	-
86.7 35.0	-	0.0	-	0.0	-	-	-	5.1	-	0.0	-	-
90.0 28.0	-	0.0	-	0.0	-	-	-	4.3	-	0.0	-	-

TABLE 4. (cont.)

<i>Scomber japonicus</i> (cont.)												
Station	Jan.	Feb.	Mar.	Apr.	May	June	July	Aug.	Sep.	Oct.	Nov.	Dec.
90.0	30.0	0.0	-	5.2	-	-	-	5.3	-	0.0	-	-
90.0	70.0	0.0	-	20.7	-	-	-	0.0	-	0.0	-	-
93.3	30.0	0.0	-	11.6	-	-	-	0.0	-	0.0	-	-
93.3	35.0	0.0	-	151.2	-	-	-	0.0	-	0.0	-	-
93.3	40.0	0.0	-	10.7	-	-	-	0.0	-	0.0	-	-
93.3	45.0	0.0	-	10.2	-	-	-	0.0	-	0.0	-	-
93.3	55.0	0.0	-	9.7	-	-	-	0.0	-	0.0	-	-
<i>Ichthyos lockingtoni</i>												
Station	Jan.	Feb.	Mar.	Apr.	May	June	July	Aug.	Sep.	Oct.	Nov.	Dec.
76.7	55.0	11.1	-	0.0	-	-	-	0.0	-	-	0.0	-
86.7	55.0	4.8	-	0.0	-	-	-	0.0	-	0.0	-	-
90.0	60.0	5.0	-	-	-	-	-	0.0	-	0.0	-	-
93.3	60.0	-	-	0.0	-	-	-	0.0	-	0.0	-	-
<i>Tetragonurus cuvieri</i>												
Station	Jan.	Feb.	Mar.	Apr.	May	June	July	Aug.	Sep.	Oct.	Nov.	Dec.
76.7	80.0	0.0	-	5.0	-	-	-	10.1	-	0.0	-	-
76.7	90.0	0.0	-	10.5	-	-	-	0.0	-	0.0	-	-
76.7	100.0	0.0	-	0.0	-	-	-	4.6	-	0.0	-	-
80.0	70.0	10.5	-	0.0	-	-	-	0.0	-	3.8	-	-
80.0	80.0	0.0	-	0.0	-	-	-	5.2	-	0.0	-	-
80.0	90.0	0.0	-	0.0	-	-	-	4.8	-	5.2	-	-
80.0	100.0	0.0	-	5.3	-	-	-	0.0	-	5.0	-	-
83.3	80.0	9.4	-	-	-	-	-	0.0	-	0.0	-	-
83.3	100.0	5.1	-	-	-	-	-	4.5	-	0.0	-	-
83.3	110.0	0.0	-	5.0	-	-	-	0.0	-	0.0	-	-
90.0	45.0	5.2	-	0.0	-	-	-	0.0	-	0.0	-	-
90.0	70.0	5.0	-	0.0	-	-	-	14.4	-	0.0	-	-
90.0	80.0	0.0	-	0.0	-	-	-	5.1	-	5.3	-	-
90.0	90.0	0.0	-	0.0	-	-	-	0.0	-	9.9	-	-
90.0	120.0	0.0	-	0.0	-	-	-	0.0	-	14.1	-	-
93.3	45.0	-	-	0.0	-	-	-	0.0	-	0.0	-	-

TABLE 4. (cont.)

<i>Tetragonurus cuvieri</i> (cont.)												
Station	Jan.	Feb.	Mar.	Apr.	May	June	July	Aug.	Sep.	Oct.	Nov.	Dec.
93.3	50.0	-	-	0.0	-	-	-	0.0	-	0.0	-	-
93.3	100.0	5.1	-	0.0	-	-	-	0.0	-	0.0	-	-
<i>Citharichthys</i> spp.												
Station	Jan.	Feb.	Mar.	Apr.	May	June	July	Aug.	Sep.	Oct.	Nov.	Dec.
80.0	51.0	0.0	-	0.0	-	-	-	0.0	-	3.9	-	-
81.8	46.9	0.0	-	0.0	-	-	-	0.0	-	5.1	-	-
86.7	33.0	0.0	-	5.0	-	-	-	0.0	-	0.0	-	-
86.7	35.0	5.2	-	0.0	-	-	-	0.0	-	0.0	-	-
86.7	70.0	4.7	-	0.0	-	-	-	0.0	-	0.0	-	-
90.0	30.0	0.0	-	5.2	-	-	-	0.0	-	0.0	-	-
<i>Citharichthys fragilis</i>												
Station	Jan.	Feb.	Mar.	Apr.	May	June	July	Aug.	Sep.	Oct.	Nov.	Dec.
83.3	51.0	0.0	-	0.0	-	-	-	0.0	-	4.5	-	-
86.7	40.0	0.0	-	10.2	-	-	-	0.0	-	0.0	-	-
<i>Citharichthys sordidus</i>												
Station	Jan.	Feb.	Mar.	Apr.	May	June	July	Aug.	Sep.	Oct.	Nov.	Dec.
76.7	49.0	0.0	-	-	18.6	-	-	0.0	-	-	63.2	-
76.7	51.0	0.0	-	-	0.0	-	-	0.0	-	-	82.1	-
76.7	55.0	22.1	-	0.0	-	-	-	10.1	-	-	10.5	-
76.7	60.0	20.6	-	0.0	-	-	-	10.6	-	-	47.6	-
76.7	70.0	45.3	-	0.0	-	-	-	0.0	-	21.8	-	-
76.7	80.0	29.5	-	0.0	-	-	-	0.0	-	0.0	-	-
80.0	51.0	18.5	-	0.0	-	-	-	17.0	-	0.0	-	-
80.0	55.0	5.4	-	10.0	-	-	-	9.4	-	5.5	-	-
80.0	60.0	9.5	-	9.7	-	-	-	19.7	-	19.3	-	-
80.0	70.0	10.5	-	0.0	-	-	-	0.0	-	0.0	-	-
81.8	46.9	53.9	-	0.0	-	-	-	5.2	-	30.8	-	-
83.3	42.0	31.6	-	0.0	-	-	-	8.5	-	0.0	-	-
83.3	51.0	12.7	-	0.0	-	-	-	26.0	-	0.0	-	-
83.3	55.0	31.5	-	21.5	-	-	-	0.0	-	0.0	-	-
83.3	60.0	41.2	-	0.0	-	-	-	0.0	-	60.6	-	-

TABLE 4. (cont.)

<i>Citharichthys sordidus</i> (cont.)												
Station	Jan.	Feb.	Mar.	Apr.	May	June	July	Aug.	Sep.	Oct.	Nov.	Dec.
83.3	100.0	5.1	-	-	-	-	-	0.0	-	0.0	-	-
86.7	35.0	36.5	-	9.4	-	-	-	0.0	-	0.0	-	-
86.7	40.0	111.1	-	0.0	-	-	-	0.0	-	0.0	-	-
86.7	45.0	5.1	-	0.0	-	-	-	0.0	-	0.0	-	-
86.7	50.0	66.1	-	0.0	-	-	-	7.5	-	0.0	-	-
86.7	55.0	14.3	-	77.6	-	-	-	0.0	-	0.0	-	-
86.7	60.0	37.6	-	0.0	-	-	-	0.0	-	0.0	-	-
86.7	70.0	28.3	-	5.6	-	-	-	19.1	-	0.0	-	-
86.7	80.0	0.0	-	35.3	-	-	-	4.8	-	78.4	-	-
86.7	90.0	4.7	-	0.0	-	-	-	0.0	-	0.0	-	-
90.0	28.0	5.1	-	0.0	-	-	-	0.0	-	0.0	-	-
90.0	30.0	10.4	-	0.0	-	-	-	0.0	-	0.0	-	-
90.0	35.0	81.0	-	10.7	-	-	-	10.6	-	0.0	-	-
90.0	37.0	67.2	-	0.0	-	-	-	0.0	-	0.0	-	-
90.0	45.0	0.0	-	19.5	-	-	-	0.0	-	0.0	-	-
90.0	53.0	41.2	-	-	-	-	-	0.0	-	0.0	-	-
90.0	60.0	45.3	-	-	-	-	-	0.0	-	0.0	-	-
90.0	80.0	5.1	-	0.0	-	-	-	0.0	-	0.0	-	-
93.3	28.0	-	-	5.1	-	-	-	0.0	-	0.0	-	-
93.3	30.0	0.0	-	0.0	-	-	-	10.7	-	0.0	-	-
93.3	35.0	0.0	-	5.0	-	-	-	0.0	-	0.0	-	-
93.3	50.0	8.6	-	25.9	-	-	-	0.0	-	0.0	-	-
93.3	55.0	10.1	-	9.7	-	-	-	0.0	-	0.0	-	-
93.3	60.0	4.8	-	10.0	-	-	-	0.0	-	0.0	-	-
93.3	70.0	0.0	-	0.0	-	-	-	0.0	-	9.8	-	-
<i>Citharichthys stigmaeus</i>												
Station	Jan.	Feb.	Mar.	Apr.	May	June	July	Aug.	Sep.	Oct.	Nov.	Dec.
76.7	49.0	0.0	-	-	0.0	-	-	0.0	-	-	4.9	-
76.7	55.0	11.1	-	0.0	-	-	-	0.0	-	-	10.5	-
76.7	60.0	10.3	-	0.0	-	-	-	21.2	-	-	35.7	-
76.7	70.0	10.1	-	0.0	-	-	-	0.0	-	32.7	-	-

TABLE 4. (cont.)

Station	<i>Citharichthys stigmaeus</i> (cont.)											
	Jan.	Feb.	Mar.	Apr.	May	June	July	Aug.	Sep.	Oct.	Nov.	Dec.
80.0 55.0	-	0.0	-	0.0	-	-	-	9.4	-	10.9	-	-
80.0 60.0	-	4.8	-	0.0	-	-	-	49.2	-	9.6	-	-
81.8 46.9	-	0.0	-	0.0	-	-	-	5.2	-	5.1	-	-
83.3 42.0	-	15.8	-	0.0	-	-	-	8.5	-	0.0	-	-
83.3 51.0	-	4.2	-	0.0	-	-	-	34.6	-	0.0	-	-
83.3 55.0	-	0.0	-	0.0	-	-	-	15.0	-	0.0	-	-
83.3 60.0	-	10.3	-	0.0	-	-	-	20.5	-	10.1	-	-
83.3 70.0	-	0.0	-	11.4	-	-	-	0.0	-	-	-	-
83.3 80.0	-	0.0	-	-	-	-	-	0.0	-	15.0	-	-
86.7 40.0	-	10.1	-	10.2	-	-	-	0.0	-	5.3	-	-
86.7 45.0	-	15.4	-	10.9	-	-	-	0.0	-	0.0	-	-
86.7 50.0	-	20.6	-	0.0	-	-	-	0.0	-	0.0	-	-
86.7 55.0	-	33.3	-	0.0	-	-	-	0.0	-	0.0	-	-
86.7 60.0	-	59.1	-	0.0	-	-	-	0.0	-	0.0	-	-
86.7 70.0	-	4.7	-	5.6	-	-	-	19.1	-	11.5	-	-
86.7 80.0	-	5.4	-	8.8	-	-	-	0.0	-	11.2	-	-
86.7 110.0	-	4.9	-	0.0	-	-	-	0.0	-	0.0	-	-
90.0 28.0	-	5.1	-	0.0	-	-	-	0.0	-	0.0	-	-
90.0 30.0	-	10.4	-	5.2	-	-	-	10.6	-	5.4	-	-
90.0 35.0	-	21.6	-	0.0	-	-	-	0.0	-	10.1	-	-
90.0 37.0	-	10.3	-	22.2	-	-	-	0.0	-	0.0	-	-
90.0 45.0	-	5.2	-	0.0	-	-	-	0.0	-	12.6	-	-
90.0 53.0	-	5.2	-	-	-	-	-	0.0	-	0.0	-	-
90.0 60.0	-	15.1	-	-	-	-	-	10.8	-	0.0	-	-
93.3 30.0	0.0	-	-	11.6	-	-	-	21.3	-	0.0	-	-
93.3 35.0	5.3	-	-	0.0	-	-	-	0.0	-	0.0	-	-
93.3 40.0	0.0	-	-	10.7	-	-	-	0.0	-	0.0	-	-
93.3 45.0	0.0	-	-	5.1	-	-	-	0.0	-	0.0	-	-
93.3 55.0	10.1	-	-	0.0	-	-	-	0.0	-	0.0	-	-

TABLE 4. (cont.)

		Jan.	Feb.	Mar.	Apr.	May	June	July	Aug.	Sep.	Oct.	Nov.	Dec.
<i>Lyopsetta exilis</i> (cont.)													
Station													
83.3	51.0	-	0.0	-	9.7	-	-	-	0.0	-	0.0	-	-
83.3	70.0	-	0.0	-	11.4	-	-	-	0.0	-	-	-	-
86.7	33.0	-	0.0	-	15.1	-	-	-	0.0	-	0.0	-	-
86.7	40.0	-	0.0	-	10.2	-	-	-	0.0	-	0.0	-	-
86.7	45.0	-	0.0	-	10.9	-	-	-	0.0	-	0.0	-	-
86.7	50.0	-	0.0	-	10.5	-	-	-	0.0	-	0.0	-	-
90.0	28.0	-	0.0	-	5.3	-	-	-	0.0	-	0.0	-	-
93.3	26.7	0.0	-	-	4.5	-	-	-	0.0	-	0.0	-	-
<i>Microstomus pacificus</i>													
Station													
83.3	70.0	-	0.0	-	11.4	-	-	-	0.0	-	-	-	-
86.7	70.0	-	0.0	-	0.0	-	-	-	9.6	-	0.0	-	-
90.0	60.0	-	0.0	-	-	-	-	-	5.4	-	0.0	-	-
93.3	60.0	0.0	-	-	0.0	-	-	-	4.7	-	0.0	-	-
<i>Parophrys vetulus</i>													
Station													
76.7	49.0	-	54.9	-	-	9.3	-	-	0.0	-	-	0.0	-
80.0	51.0	-	13.9	-	5.0	-	-	-	0.0	-	0.0	-	-
81.8	46.9	-	75.5	-	0.0	-	-	-	0.0	-	0.0	-	-
83.3	42.0	-	10.5	-	0.0	-	-	-	0.0	-	0.0	-	-
83.3	51.0	-	0.0	-	29.2	-	-	-	0.0	-	0.0	-	-
86.7	33.0	-	0.0	-	30.2	-	-	-	0.0	-	0.0	-	-
86.7	35.0	-	5.2	-	18.8	-	-	-	0.0	-	0.0	-	-
86.7	40.0	-	5.0	-	0.0	-	-	-	0.0	-	0.0	-	-
<i>Pleuronichthys decurrens</i>													
Station													
90.0	45.0	-	0.0	-	9.8	-	-	-	0.0	-	0.0	-	-
93.3	55.0	0.0	-	-	4.8	-	-	-	0.0	-	0.0	-	-
<i>Pleuronichthys verticalis</i>													
Station													
80.0	51.0	-	4.6	-	0.0	-	-	-	0.0	-	0.0	-	-

TABLE 4. (cont.)

		<i>Pleuromichthys verticalis</i> (cont.)											
Station	Jan.	Feb.	Mar.	Apr.	May	June	July	Aug.	Sep.	Oct.	Nov.	Dec.	
80.0	55.0	0.0	-	0.0	-	-	-	0.0	-	5.5	-	-	
81.8	46.9	10.8	-	0.0	-	-	-	0.0	-	0.0	-	-	
83.3	40.6	0.0	-	0.0	-	-	-	0.0	-	3.3	-	-	
83.3	42.0	5.3	-	0.0	-	-	-	4.3	-	0.0	-	-	
86.7	33.0	0.0	-	25.2	-	-	-	4.6	-	0.0	-	-	
		<i>Symphurus atricaudus</i>											
Station	Jan.	Feb.	Mar.	Apr.	May	June	July	Aug.	Sep.	Oct.	Nov.	Dec.	
83.3	51.0	0.0	-	0.0	-	-	-	4.3	-	0.0	-	-	
		Disintegrated fish larvae											
Station	Jan.	Feb.	Mar.	Apr.	May	June	July	Aug.	Sep.	Oct.	Nov.	Dec.	
76.7	49.0	0.0	-	-	0.0	-	-	0.0	-	-	4.9	-	
86.7	33.0	0.0	-	5.0	-	-	-	0.0	-	0.0	-	-	
86.7	55.0	4.8	-	0.0	-	-	-	0.0	-	0.0	-	-	
86.7	90.0	0.0	-	0.0	-	-	-	0.0	-	5.0	-	-	
86.7	100.0	0.0	-	0.0	-	-	-	0.0	-	5.3	-	-	
90.0	90.0	0.0	-	0.0	-	-	-	5.2	-	0.0	-	-	
93.3	28.0	-	-	0.0	-	-	-	0.0	-	0.0	-	-	
93.3	55.0	-	-	0.0	-	-	-	0.0	-	5.9	-	-	
		Unidentified fish larvae											
Station	Jan.	Feb.	Mar.	Apr.	May	June	July	Aug.	Sep.	Oct.	Nov.	Dec.	
83.3	40.6	0.0	-	18.0	-	-	-	0.0	-	0.0	-	-	
86.7	60.0	0.0	-	0.0	-	-	-	9.5	-	0.0	-	-	
86.7	100.0	0.0	-	4.8	-	-	-	0.0	-	0.0	-	-	
86.7	110.0	0.0	-	5.0	-	-	-	0.0	-	0.0	-	-	
90.0	80.0	0.0	-	5.2	-	-	-	0.0	-	0.0	-	-	
93.3	80.0	0.0	-	0.0	-	-	-	731.4	-	0.0	-	-	



NOAA Technical Memorandum NMFS

This TM series is used for documentation and timely communication of preliminary results, interim reports, or special purpose information. The TMs have not received complete formal review, editorial control, or detailed editing.

SEPTEMBER 1999

ICHTHYOPLANKTON AND STATION DATA FOR CALIFORNIA COOPERATIVE OCEANIC FISHERIES INVESTIGATIONS SURVEY CRUISES IN 1996

William Watson
Richard L. Charter
H. Geoffrey Moser

National Marine Fisheries Service, NOAA
Southwest Fisheries Science Center
La Jolla Laboratory
P.O. Box 271
La Jolla, California 92038-0271

NOAA-TM-NMFS-SWFSC-277

U.S. DEPARTMENT OF COMMERCE
William M. Daley, Secretary
National Oceanic and Atmospheric Administration
D. James Baker, Under Secretary for Oceans and Atmosphere
National Marine Fisheries Service
Penelope Dalton, Assistant Administrator for Fisheries

CONTENTS

	Page
List of Figures	iii
List of Tables	iii
Abstract	1
Introduction	1
Sampling Area and Pattern	2
Sampling Gear and Methods	3
Laboratory Procedures	3
Identification	4
Species Summary	5
Explanation of Tables	6
Acknowledgments	6
Literature Cited	7
Figures	12
Tables	15
Phylogenetic Index to Table 4	87
Alphabetical Index to Table 4	90

LIST OF FIGURES

	Page
Figure 1. Stations and cruise tracks for CalCOFI cruises 9602 and 9604	12
Figure 2. Stations and cruise tracks for CalCOFI cruises 9608 and 9610	13
Figure 3. Basic station plan for CalCOFI cruises	14

LIST OF TABLES

	Page
Table 1. Station and plankton tow data for CalCOFI cruises in 1996	15
Table 2. Pooled occurrences of fish larvae taken on CalCOFI cruises in 1996	24
Table 3. Pooled counts of fish larvae taken on CalCOFI cruises in 1996	27
Table 4. Standardized counts of fish larvae taken on CalCOFI cruises in 1996, listed by taxon, station, and month	30

ABSTRACT

This report provides ichthyoplankton data and associated station and tow data from California Cooperative Oceanic Fisheries Investigations (CalCOFI) cruises conducted in the Southern California Bight region in 1996. It is the 36th report in a series that presents these data for all biological-oceanographic CalCOFI surveys from 1951 to the present. A total of 257 stations was occupied during quarterly cruises over the survey area which extended from Avila Beach to San Diego, California. Transects extended seaward in a southwesterly direction to a maximum of approximately 330 n. mi. The most seaward station, 90.0 120.0, was approximately 400 n. mi. west of Punta Baja, Baja California, Mexico. The data are listed in a series of four tables; the background, methodology, and information necessary for interpretation of the data are presented in an accompanying text. All pertinent station and tow data, including volumes of water strained and standard haul factors, are listed in the first table. Another table lists, by station and month, standardized counts of each of the 142 larval fish categories identified from survey samples. This series of reports makes the CalCOFI ichthyoplankton and station data available to all investigators and serves as a guide to the computer data base.

INTRODUCTION

This report, the 36th in the series, provides ichthyoplankton and associated station and tow data from California Cooperative Oceanic Fisheries Investigations (CalCOFI) joint biological-oceanographic survey cruises conducted in 1996. This program was initiated in 1949, under the sponsorship of the Marine Research Committee of the State of California, to study the population fluctuations of the Pacific sardine (*Sardinops sagax*) and the environmental factors that may play a role in these fluctuations. CalCOFI is a partnership among the Southwest Fisheries Science Center of the National Marine Fisheries Service (NMFS), the Scripps Institution of Oceanography (SIO), and the California Department of Fish and Game (CDFG). NMFS and SIO supply ships and personnel to conduct the sea surveys, NMFS processes the plankton samples and analyzes the ichthyoplankton from them. SIO processes and analyzes hydrographic and biological samples and analyzes invertebrate groups from the plankton samples.

The boundaries, station placement, and sampling frequency for the CalCOFI surveys were based on the results of joint biological-oceanographic cruises conducted by NMFS and SIO during 1939–41. Originally, CalCOFI cruises were designed to collect sardine eggs and larvae and associated hydrographic data over the entire areal and seasonal spawning range of the species. From 1951 to 1960 the surveys were annual with cruises conducted monthly. The survey area was occupied quarterly during 1961–1965 and in 1966 the surveys became triennial with monthly cruises. Beginning in 1985 annual surveys were resumed, with quarterly cruises occupying only the Southern California Bight region (see Hewitt 1988 and Moser et al. 1993, 1994 for summaries of CalCOFI historical sampling effort).

Hydrographic and biological data from the 1996 CalCOFI surveys have been published by the Scripps Institution of Oceanography (Univ. of Calif., SIO 1996, 1998). All available records for all four 1996 CalCOFI surveys were verified and edited to produce this ichthyoplankton data report. These reports make the CalCOFI ichthyoplankton and station data available to all investigators and serve as guides to the computer data base. They are the basic documents against which changes in the data base can be compared as it is modified to correct errors and update earlier identifications. Citations for previous reports in this series are:

Survey	Report	Survey	Report
1951	Ambrose et al. 1987a	1969	Stevens et al. 1988b
1952	Sandknop et al. 1987a	1972	Sumida et al. 1988c
1953	Stevens et al. 1987a	1975	Ambrose et al. 1988c
1954	Sumida et al. 1987a	1978	Sandknop et al. 1988d
1955	Ambrose et al. 1987b	1981	Ambrose et al. 1988d
1956	Stevens et al. 1987b	1984	Stevens et al. 1990
1957	Sumida et al. 1987b	1985	Ambrose et al. 1999a
1958	Sandknop et al. 1987b	1986	Charter et al. 1999a
1959	Stevens et al. 1987c	1987	Sandknop et al. 1999a
1960	Ambrose et al. 1987c	1988	Watson et al. 1999a
1961	Sandknop et al. 1988a	1989	Ambrose et al. 1999b
1962	Sumida et al. 1988a	1990	Charter et al. 1999b
1963	Ambrose et al. 1988a	1991	Sandknop et al. 1999b
1964	Sandknop et al. 1988b	1992	Watson et al. 1999b
1965	Stevens et al. 1988a	1993	Ambrose et al. 1999c
1966	Sumida et al. 1988b	1994	Charter et al. 1999c
1967	Ambrose et al. 1988b	1995	Sandknop et al. 1999c
1968	Sandknop et al. 1988c		

SAMPLING AREA AND PATTERN

A total of 257 standard CalCOFI survey stations was occupied on four cruises in 1996, employing three research vessels:

9602, RV *David Starr Jordan*, 65 stations, January 29–February 14;

9604, RV *David Starr Jordan*, 61 stations, April 15–May 1;

9608, RV *New Horizon*, 66 stations, August 7–22;

9610, RV *Roger Revelle*, 65 stations, October 10–November 1.

The survey area extended from Avila Beach to San Diego, California and seaward on six survey lines to

approximately 120–330 n. mi. (Figures 1 and 2).¹ The most seaward station, 90.0 120.0, was approximately 400 n. mi. west of Punta Baja, Baja California, Mexico. Stations on CalCOFI lines 76.7 and 80.0 extended seaward to station 100.0, stations on lines 83.3 and 86.7 extended seaward to station 110.0, and stations on lines 90.0 and 93.3 extended seaward to station 120.0 on all cruises except 9602, when station 120.0 was not sampled on line 93.3 (Figures 1 and 2). The ichthyoplankton sample collected at station 60.0 on line 83.3 during cruise 9604 was not quantitative and data from that station are not included in this report.

SAMPLING GEAR AND METHODS

In 1978, the standard 1-m ring net with towing bridle was replaced by a bridle-free "bongo" net. The bongo frame (McGowan and Brown 1966; Smith and Richardson 1977) consists of a pair of circular frames connected to a central axle. The axle is free to rotate so that the mouth openings are vertical during the tow. The standard CalCOFI net has 71 cm diameter frames and net material constructed of nylon mesh. Each net consists of a cylindrical section ~146 cm long, a truncated conical section ~161 cm long, and a detachable cod end. The starboard net, from which the standard sample is taken, is constructed of 0.505 mm mesh. The sample from the port side is used for other purposes; the mesh size is either 0.505 mm or 0.333 mm depending on requirements. The cod end of each net is constructed of 0.333 mm mesh.

The standard tow in 1996 was a double oblique haul to 210 m depth (to 15 m from the bottom in shallow areas) designed to filter a constant amount of water per depth interval (~2 m³/m of depth) over the vertical range of most ichthyoplankters. Hauls were made at a ship speed of 1.5–2.0 knots and initiated by clamping the net to the towing cable above a 34 kg weight suspended below the surface. The net was lowered to ~210 m depth by paying out 300 m of wire at 50 m/minute (35 m of depth/minute). After fishing at depth for 30 seconds, the net was retrieved at 20 m/minute (14 m of depth/minute). The angle of stray was recorded every 30 seconds and maintained at 45° (± 3°) by adjusting ship speed and course. After reaching the surface, the nets were washed down and the samples preserved in 5% formalin buffered with sodium borate. At the beginning and end of each tow, readings were made from a flow meter suspended in the mouth of the starboard net. Detailed descriptions of gear and methods are given by Kramer et al. (1972) and Smith and Richardson (1977); Ohman and Smith (1995) provided summaries of historical CalCOFI zooplankton methods and calibration factors for the various gear types.

LABORATORY PROCEDURES

We determined a zooplankton displacement volume for each sample (methods described in Staff, SPFI 1953 and Kramer et al. 1972). Samples containing > 25 ml of plankton were fractionated to ~50% of their original volume. Aliquot percentages for fractionated samples are listed in Table 1 under the "Percent Sorted" column. Sorting involved the removal of ichthyoplankton from the samples and identification and separation of: eggs and larvae of Pacific sardine, northern anchovy, and Pacific saury and larvae of Pacific hake. Body lengths of sardine, anchovy, and hake larvae were measured to the nearest 0.5 mm.

A standard haul factor (SHF) was calculated for each tow to make them comparable and to allow estimation of areal abundance. The SHF is calculated by the formula:

¹ Beginning in 1981 we changed our designation of ordinal survey lines (those ending in "3" and "7") to an exact decimal notation. Thus, lines 77, 83, 87, 93, etc. were changed to 76.7, 83.3, 86.7, 93.3, etc. to indicate the spacing between cardinal lines (those ending in "0"). Scripps Institution of Oceanography continues to use the original designation for ordinal lines (Figures 1 and 2 and see Univ. of Calif., SIO 1996, 1998).

$$\text{SHF} = \frac{10 D}{V}$$

where D = depth of haul = cosine of the average angle of stray of the towing cable multiplied by cable length (m)

V = total volume of water (m³) strained during the haul

$$V = R \cdot a \cdot p$$

where R = total number of revolutions of the current meter during the haul

a = area (m²) of the mouth of the net

p = length of the column of water needed produce one revolution of the current meter

Tow depth, volume of water strained, and standard haul factor are listed in Table 1 for each tow taken during 1996. Detailed descriptions of factors involved in calculating these values are presented in Ahlstrom (1948), Kramer et al. (1972), and Smith and Richardson (1977).

IDENTIFICATION

Identification of ichthyoplankton species beyond those separated during the sorting process was done by a separate group of specialists. Early ontogenetic stages of fishes are inherently difficult to identify and this is further complicated by the large number and diversity of species which contribute to the ichthyoplankton of the California Current region. Most identifications were accomplished by establishing ontogenetic series on the basis of morphology, meristics, and pigmentation, and then linking these series through overlapping features to known metamorphic, juvenile, or adult stages (Powles and Markle 1984). Our ability to identify larvae in the California Current region improved greatly during 1988–1995 as a result of an intensive research project aimed at producing a taxonomic monograph on the ontogenetic stages of fishes of this region (Moser 1996). Except for damaged specimens, most larvae in the 1996 surveys could be identified to species. A total of 142 larval fish categories (including unidentified and disintegrated) was identified for 1996: 124 to species, 11 to genus, 4 to family, and 1 to order. Identifications were done in the Ichthyoplankton Ecology Laboratory of the Coastal Fisheries Resources Division.

With few exceptions, taxonomic categories above species represent small specimens which were damaged and partly disintegrated during capture. The following taxonomic categories in Tables 2–4 require special explanation:

Cyclothone acclinidens, *C. pseudopallida* – Larger larvae (primarily postflexion stage) having diagnostic pigmentation characters.

Diaphus spp. – *Diaphus theta* is the dominant *Diaphus* species in the survey area and most, if not all, of the larvae from the Southern California Bight region are this species; the generic category is used because a small proportion of the *Diaphus* larvae captured at the outer margin of the survey pattern may represent other species whose larvae are identical to those of *D. theta*.

Disintegrated fish larvae – larvae that could not be identified because of their poor condition; separated from the "unidentified" category to monitor the general condition of the ichthyoplankton

samples through the time series.

Glyptocephalus zachirus – see comment for Pleuronectidae.

Howella spp. – larvae represent a single species, either *H. brodiei* or *H. sherborni*; taxonomy of the adult is unresolved.

Isopsetta isolepis – see comment for Pleuronectidae.

Lampanyctus spp. – primarily small (< 5.0 mm) larvae of *L. ritteri* and *L. regalis*; Zahuranec (In Press) has placed 17 species of *Lampanyctus* with small or absent pectoral fins in the genus *Nannobranchium*; four of these species occur in the current CalCOFI survey area (*L. regalis*, *L. ritteri*, and two undescribed species designated here by the descriptive names *Lampanyctus* "no pectorals" and *Lampanyctus* "niger").

Lyopsetta exilis – see comment for Pleuronectidae.

Microstoma spp. – larvae of a distinct but undescribed microstomatid species.

Paralepididae – small or damaged larvae, probably *Lestidiops ringens* lacking diagnostic characters.

Parophrys vetulus – see comment for Pleuronectidae.

Pleuronectidae – Sakamoto (1984) changed pleuronectid generic designations for species in the CalCOFI area as follows: 1) *Glyptocephalus zachirus* was changed to *Errex zachirus*; 2) *Isopsetta isolepis*, *Lepidopsetta bilineata*, and *Parophrys vetulus* were transferred into *Pleuronectes* and 3) *Lyopsetta exilis* was changed to *Eopsetta exilis*; although these changes were incorporated in the lists of Robins et al. (1991) and Eschmeyer (1998) we follow Nelson (1994) in retaining the older nomenclature because Sakamoto's (1984) changes were based on a phenetic study; also, the older names are used in the major identification guides to fishes of our region (Miller and Lea 1972, Eschmeyer et al. 1983, Matarese et al. 1989, and Moser 1996).

Unidentified fish larvae – larvae that were generally in good condition but could not be identified because of their small size or early stage of development.

Vinciguerria lucetia – *V. lucetia*, an eastern tropical Pacific species, is common in the present CalCOFI region whereas the central water mass species *V. poweriae* is encountered rarely, usually only at the most seaward CalCOFI stations; a small percentage of *V. poweriae* larvae may have been included in the *V. lucetia* category because of the difficulty in separating early larvae which often are virtually identical.

SPECIES SUMMARY

Of the five most abundant larvae in 1996, the northern anchovy (*Engraulis mordax*) ranked first in abundance with 20.2% of the total larvae and ranked second in occurrence with 42% positive stations (Tables 2 and 3). The Panama lightfish (*Vinciguerria lucetia*) ranked second in abundance with 16.4% of the total larvae and was third in occurrence (35% of the samples). The Pacific sardine (*Sardinops sagax*) ranked third with 11.0% of the larvae but ranked only fifteenth in occurrence (19% of the stations). The Pacific hake (*Merluccius productus*) was the fourth most abundant taxon with 10.3% of the total larvae and tied with

speckled sanddab *Citharichthys stigmaeus* for ninth in frequency of occurrence (24% of the samples). The California smoothtongue (*Leuroglossus stilbius*) ranked fifth in abundance (8.2% of total larvae) and seventh in occurrence (28% of the samples). The next five most abundant taxa were the rockfish genus *Sebastes* (6.9% of the total larvae), the northern lampfish *Stenobranchius leucopsarus* (3.9%), the dogtooth lampfish *Ceratoscopelus townsendi* (1.6%), the Pacific sanddab *Citharichthys sordidus* (1.6%), and the jack mackerel *Trachurus symmetricus* (1.4%). These species ranked 4th, 6th, 11th, 8th, and 22nd in frequency of occurrence, respectively. The ten most abundant taxa comprised 81% of all the larvae collected on CalCOFI cruises in 1996. The remaining 19% was distributed among 132 other taxa (including the "disintegrated" and "unidentified" categories). Of the ten most abundant taxa, three are coastal demersal taxa, four are midwater species, and three are coastal pelagic species.

EXPLANATION OF TABLES

Table 1. This table lists for each tow the pertinent station and tow data, the volume of water filtered, the standard haul factor, the plankton volume, the percentage of sample sorted, and the total number of fish eggs and larvae. CalCOFI cruises are designated by four digits; the first two indicate the year and the second two the month. Within each cruise the data are listed in order of increasing line and station number (southerly and seaward directions); the order of station occupancy is shown on the station charts (Figures 1 and 2). Stations are designated by two groups of numbers; the first set indicates the line and decimal fraction and the second set indicates the station and decimal fraction. Plankton displacement volumes were determined after removal of large organisms (those with individual displacement volumes > 5 ml) and expressed as ml per 1000 m³ of water filtered. Time is listed as Pacific Standard Time at the start of each tow in 24-hour designation. The values for total fish eggs and larvae are raw counts (unadjusted for percent of sample sorted or standard haul factor). Ship codes are as follows: JD, *David Starr Jordan*; NH, *New Horizon*; RR, *Roger Revelle*. The listings for station latitude and longitude in this table may differ from values given for the same station in the SIO data reports, reflecting the slight difference in position of the net tow and hydrocast. Dates given here and in Figures 1 and 2 for the beginning and end of each cruise are based on Pacific Standard time at the first and last net tow station of the cruise and do not include transit time from port to the first station and to port after the last station. Thus, our cruise dates may differ slightly from those in SIO reports which are based on GMT prior to 1990 and include transit time to the first station and from the last station.

Table 2. Pooled occurrences of all larval fish taxa taken on CalCOFI survey cruises in 1996 listed in rank order.

Table 3. Pooled counts of all larval fish taxa taken on CalCOFI survey cruises in 1996 listed in rank order. Numbers are adjusted for percent sorted and standard haul factors.

Table 4. Numbers of fish larvae for each taxon, listed by station and calendar month of the tow. Counts are adjusted for percentage of sample sorted and standard haul factor. The orders are listed in phylogenetic sequence (Eschmeyer 1998).

ACKNOWLEDGMENTS

The following NMFS personnel were responsible for making the collections at sea: Dimitry Abramenkoff (all cruises), Ronald Dotson (9602, 9604), David Griffith (9604, 9608, 9610), Amy Hays (all cruises). The samples were sorted by Lucy Dunn and Jean Haddock. William Isham and Ernesto Calix identified the samples in conjunction with the senior author and other personnel of the ichthyoplankton group

(David Ambrose, Sharon Charter, Elaine Sandknop). Amy Hays and Susan Manion entered the data and Susan Jacobson provided programming assistance. The cooperation and assistance provided by the crews of the CalCOFI research vessels were instrumental in making the collections and observations at sea.

LITERATURE CITED

- Ahlstrom, E. H. 1948. A record of pilchard eggs and larvae collected during surveys made in 1939 to 1941. U.S. Wildl. Serv. Spec. Sci. Rep. Fish. SSRF-54. 82 pp.
- Ambrose, D. A., R. L. Charter, H. G. Moser, and C. R. Santos Methot. 1987a. Ichthyoplankton and station data for California Cooperative Oceanic Fisheries Investigations survey cruises in 1951. U.S. Dep. Commer., NOAA Tech. Memo., NOAA-TM-NMFS-SWFC-79. 196 pp.
- Ambrose, D. A., R. L. Charter, H. G. Moser, and C. R. Santos Methot. 1987b. Ichthyoplankton and station data for California Cooperative Oceanic Fisheries Investigations survey cruises in 1955. U.S. Dep. Commer., NOAA Tech. Memo., NOAA-TM-NMFS-SWFC-83. 185 pp.
- Ambrose, D. A., R. L. Charter, H. G. Moser, and C. R. Santos Methot. 1987c. Ichthyoplankton and station data for California Cooperative Oceanic Fisheries Investigations survey cruises in 1960. U.S. Dep. Commer., NOAA Tech. Memo., NOAA-TM-NMFS-SWFC-88. 253 pp.
- Ambrose, D. A., R. L. Charter, H. G. Moser, and B. S. Earhart. 1988a. Ichthyoplankton and station data for California Cooperative Oceanic Fisheries Investigations survey cruises in 1963. U.S. Dep. Commer., NOAA Tech. Memo., NOAA-TM-NMFS-SWFC-94. 209 pp.
- Ambrose, D. A., R. L. Charter, H. G. Moser, and B. S. Earhart. 1988b. Ichthyoplankton and station data for California Cooperative Oceanic Fisheries Investigations survey cruises in 1967. U.S. Dep. Commer., NOAA Tech. Memo., NOAA-TM-NMFS-SWFC-98. 103 pp.
- Ambrose, D. A., R. L. Charter, H. G. Moser, and B. S. Earhart. 1988c. Ichthyoplankton and station data for California Cooperative Oceanic Fisheries Investigations survey cruises in 1975. U.S. Dep. Commer., NOAA Tech. Memo., NOAA-TM-NMFS-SWFC-110. 221 pp.
- Ambrose, D. A., R. L. Charter, H. G. Moser, and B. S. Earhart. 1988d. Ichthyoplankton and station data for California Cooperative Oceanic Fisheries Investigations survey cruises in 1981. U.S. Dep. Commer., NOAA Tech. Memo., NOAA-TM-NMFS-SWFC-112. 170 pp.
- Ambrose, D. A., R. L. Charter, and H. G. Moser. 1999a. Ichthyoplankton and station data for California Cooperative Oceanic Fisheries Investigations survey cruises in 1985. U.S. Dep. Commer., NOAA Tech. Memo., NOAA-TM-NMFS-SWFC-266. 79 pp.
- Ambrose, D. A., R. L. Charter, and H. G. Moser. 1999b. Ichthyoplankton and station data for California Cooperative Oceanic Fisheries Investigations survey cruises in 1989. U.S. Dep. Commer., NOAA Tech. Memo., NOAA-TM-NMFS-SWFC-270. 87 pp.
- Ambrose, D. A., R. L. Charter, and H. G. Moser. 1999c. Ichthyoplankton and station data for California Cooperative Oceanic Fisheries Investigations survey cruises in 1993. U.S. Dep. Commer., NOAA Tech. Memo., NOAA-TM-NMFS-SWFC-274. 88 pp.

- Charter, S. R., R. L. Charter, and H. G. Moser. 1999a. Ichthyoplankton and station data for California Cooperative Oceanic Fisheries Investigations survey cruises in 1986. U.S. Dep. Commer., NOAA Tech. Memo., NOAA-TM-NMFS-SWFC-267. 79 pp.
- Charter, S. R., R. L. Charter, and H. G. Moser. 1999b. Ichthyoplankton and station data for California Cooperative Oceanic Fisheries Investigations survey cruises in 1990. U.S. Dep. Commer., NOAA Tech. Memo., NOAA-TM-NMFS-SWFC-271. 86 pp.
- Charter, S. R., R. L. Charter, and H. G. Moser. 1999c. Ichthyoplankton and station data for California Cooperative Oceanic Fisheries Investigations survey cruises in 1994. U. S. Dep. Commer., NOAA Tech. Memo., NOAA-TM-NMFS-SWFC-275. 89 pp.
- Eschmeyer, W. N. (ed.). 1998. Catalog of fishes. Center for Biodiversity Research and Information. California Academy of Sciences. Spec. Publ. 1. Vols. I-III. 2905 pp.
- Eschmeyer, W. N., E. S. Herald, and H. Hammann. 1983. A field guide to Pacific coast fishes of North America. Houghton Mifflin Co. Boston. 336 pp.
- Hewitt, R. P. 1988. Historical review of the oceanographic approach to fishery research. Calif. Coop. Oceanic Fish. Invest. Rep. 29:27-41.
- Kramer, D., M. Kalin, E. G. Stevens, J. R. Thrailkill, and J. R. Zweifel. 1972. Collecting and processing data on fish eggs and larvae in the California Current Region. NOAA Tech. Rep. NMFS Circ. 370. 38 pp.
- Matarese, A. C., A. W. Kendall, Jr., D. M. Blood, and B. M. Vinter. 1989. Laboratory guide to early life history stages of northeast Pacific fishes. U.S. Dep. Commer., NOAA Tech. Rep. NMFS 80. 652 pp.
- McGowan, J. S. and D. M. Brown. 1966. A new opening-closing paired zooplankton net. Scripps Inst. Oceanogr. Ref. 66-23. 23 pp.
- Miller, D. J. and R. N. Lea. 1972. Guide to the coastal marine fishes of California. Calif. Dep. Fish Game Fish Bull. 157. 235 pp.
- Moser, H. G. (ed.). 1996. The early stages of fishes in the California Current region. CalCOFI Atlas 33. 1505 pp.
- Moser, H. G., R. L. Charter, P. E. Smith, D. A. Ambrose, S. R. Charter, C. A. Meyer, E. M. Sandknop, and W. Watson. 1993. Distributional atlas of fish larvae and eggs in the California Current region: taxa with 1000 or more total larvae, 1951 through 1984. CalCOFI Atlas 31. 233 pp.
- Moser, H. G., R. L. Charter, P. E. Smith, D. A. Ambrose, S. R. Charter, C. A. Meyer, E. M. Sandknop, and W. Watson. 1994. Distributional atlas of fish larvae in the California Current region: taxa with less than 1000 total larvae, 1951 through 1984. CalCOFI Atlas 32. 181 pp.
- Nelson, J. S. 1994. Fishes of the world. Third edition. John Wiley and Sons, N.Y. 600 pp.
- Ohman, M. D. and P. E. Smith. 1995. A comparison of zooplankton sampling methods in the CalCOFI time series. Calif. Coop. Oceanic Fish. Invest. Rep. 36:153-158.

- Powles, H. and D. F. Markle. 1984. Identification of larvae. Pages 31-33 *in* H. G. Moser, W. J. Richards, D. M. Cohen, M. P. Fahay, A. W. Kendall, Jr., and S. L. Richardson, eds. *Ontogeny and Systematics of Fishes*. Am. Soc. Ichthyol. Herpetol. Spec. Publ. 1. 760 pp.
- Robins, C. R., R. M. Bailey, C. E. Bond, J. R. Brooker, E. A. Lachner, R. N. Lea, and W. B. Scott. 1991. *Common and scientific names of fishes from the United States and Canada*. Fifth edition. Am. Fish. Soc. Spec. Publ. 20. 183 pp.
- Sakamoto, K. 1984. Interrelationships of the family Pleuronectidae (Pisces: Pleuronectiformes). *Mem. Fac. Fish. Hokkaido Univ.* 31:95-215.
- Sandknop, E. M., R. L. Charter, H. G. Moser, and J. D. Ryan. 1987a. Ichthyoplankton and station data for California Cooperative Oceanic Fisheries Investigations survey cruises in 1952. U.S. Dep. Commer., NOAA Tech. Memo., NOAA-TM-NMFS-SWFC-80. 207 pp.
- Sandknop, E. M., R. L. Charter, H. G. Moser, and J. D. Ryan. 1987b. Ichthyoplankton and station data for California Cooperative Oceanic Fisheries Investigations survey cruises in 1958. U.S. Dep. Commer. NOAA Tech. Memo., NOAA-TM-NMFS-SWFC-86. 248 pp.
- Sandknop, E. M., R. L. Charter, H. G. Moser, C. A. Meyer, and A. E. Hays. 1988a. Ichthyoplankton and station data for California Cooperative Oceanic Fisheries Investigations survey cruises in 1961. U.S. Dep. Commer., NOAA Tech. Memo., NOAA-TM-NMFS-SWFC-92. 167 pp.
- Sandknop, E. M., R. L. Charter, H. G. Moser, C. A. Meyer, and A. E. Hays. 1988b. Ichthyoplankton and station data for California Cooperative Oceanic Fisheries Investigations survey cruises in 1964. U.S. Dep. Commer., NOAA Tech. Memo., NOAA-TM-NMFS-SWFC-95. 222 pp.
- Sandknop, E. M., R. L. Charter, H. G. Moser, C. A. Meyer, and A. E. Hays. 1988c. Ichthyoplankton and station data for California Cooperative Oceanic Fisheries Investigations survey cruises in 1968. U.S. Dep. Commer., NOAA Tech. Memo., NOAA-TM-NMFS-SWFC-99. 112 pp.
- Sandknop, E. M., R. L. Charter, H. G. Moser, C. A. Meyer, and A. E. Hays. 1988d. Ichthyoplankton and station data for California Cooperative Oceanic Fisheries Investigations survey cruises in 1978. U.S. Dep. Commer., NOAA Tech. Memo., NOAA-TM-NMFS-SWFC-111. 216 pp.
- Sandknop, E. M., R. L. Charter, and H. G. Moser. 1999a. Ichthyoplankton and station data for California Cooperative Oceanic Fisheries Investigations survey cruises in 1987. U.S. Dep. Commer., NOAA Tech. Memo., NOAA-TM-NMFS-SWFC-268. 91 pp.
- Sandknop, E. M., R. L. Charter, and H. G. Moser. 1999b. Ichthyoplankton and station data for California Cooperative Oceanic Fisheries Investigations survey cruises in 1991. U.S. Dep. Commer., NOAA Tech. Memo., NOAA-TM-NMFS-SWFC-272. 90 pp.
- Sandknop, E. M., R. L. Charter, and H. G. Moser. 1999c. Ichthyoplankton and station data for California Cooperative Oceanic Fisheries Investigations survey cruises in 1995. U.S. Dep. Commer., NOAA Tech. Memo., NOAA-TM-NMFS-276. 84 pp.
- Smith, P. E. and S. L. Richardson. 1977. Standard techniques for pelagic fish egg and larva surveys. *FAO Fish. Tech. Pap.* 175. 100 pp.

- Staff, South Pacific Fisheries Investigations. 1953. Zooplankton volumes off the Pacific Coast, 1952. U.S. Fish. Wildl. Serv. Spec. Sci. Rep. Fish. SSRF-100. 41 pp.
- Stevens, E. G., R. L. Charter, H. G. Moser, and M. S. Busby. 1987a. Ichthyoplankton and station data for California Cooperative Oceanic Fisheries Investigations survey cruises in 1953. U.S. Dep. Commer., NOAA Tech. Memo., NOAA-TM-NMFS-SWFC-81. 186 pp.
- Stevens, E. G., R. L. Charter, H. G. Moser, and M. S. Busby. 1987b. Ichthyoplankton and station data for California Cooperative Oceanic Fisheries Investigations survey cruises in 1956. U.S. Dep. Commer., NOAA Tech. Memo., NOAA-TM-NMFS-SWFC-84. 189 pp.
- Stevens, E. G., R. L. Charter, H. G. Moser, and M. S. Busby. 1987c. Ichthyoplankton and station data for California Cooperative Oceanic Fisheries Investigations survey cruises in 1959. U.S. Dep. Commer., NOAA Tech. Memo., NOAA-TM-NMFS-SWFC-87. 273 pp.
- Stevens, E. G., R. L. Charter, H. G. Moser, and L. R. Zins. 1988a. Ichthyoplankton and station data for California Cooperative Oceanic Fisheries Investigations survey cruises in 1965. U.S. Dep. Commer., NOAA Tech. Memo., NOAA-TM-NMFS-SWFC-96. 220 pp.
- Stevens, E. G., R. L. Charter, H. G. Moser, and L. R. Zins. 1988b. Ichthyoplankton and station data for California Cooperative Oceanic Fisheries Investigations survey cruises in 1969. U.S. Dep. Commer., NOAA Tech. Memo., NOAA-TM-NMFS-SWFC-100. 265 pp.
- Stevens, E. G., R. L. Charter, H. G. Moser, and C. A. Meyer. 1990. Ichthyoplankton and station data for California Cooperative Oceanic Fisheries Investigations survey cruises in 1984. U.S. Dep. Commer., NOAA Tech. Memo., NOAA-TM-NMFS-SWFC-141. 157 pp.
- Sumida, B. Y., R. L. Charter, H. G. Moser, and D. L. Snow. 1987a. Ichthyoplankton and station data for California Cooperative Oceanic Fisheries Investigations survey cruises in 1954. U.S. Dep. Commer., NOAA Tech. Memo., NOAA-TM-NMFS-SWFC-82. 207 pp.
- Sumida, B. Y., R. L. Charter, H. G. Moser, and D. L. Snow. 1987b. Ichthyoplankton and station data for California Cooperative Oceanic Fisheries Investigations survey cruises in 1957. U.S. Dep. Commer., NOAA Tech. Memo., NOAA-TM-NMFS-SWFC-85. 225 pp.
- Sumida, B. Y., R. L. Charter, H. G. Moser, and D. L. Snow. 1988a. Ichthyoplankton and station data for California Cooperative Oceanic Fisheries Investigations survey cruises in 1962. U.S. Dep. Commer., NOAA Tech. Memo., NOAA-TM-NMFS-SWFC-93. 179 pp.
- Sumida, B. Y., R. L. Charter, H. G. Moser, and D. L. Snow. 1988b. Ichthyoplankton and station data for California Cooperative Oceanic Fisheries Investigations survey cruises in 1966. U.S. Dep. Commer., NOAA Tech. Memo., NOAA-TM-NMFS-SWFC-97. 287 pp.
- Sumida, B. Y., R. L. Charter, H. G. Moser, and D. L. Snow. 1988c. Ichthyoplankton and station data for California Cooperative Oceanic Fisheries Investigations survey cruises in 1972. U.S. Dep. Commer., NOAA Tech. Memo., NOAA-TM-NMFS-SWFC-109. 219 pp.
- University of California, Scripps Institution of Oceanography. 1996. Data Report. Physical, chemical and biological data. CalCOFI Cruise 9602, 29 January–16 February 1996 and CalCOFI Cruise 9604, 15 April–3 May 1996. SIO Ref. 96-19. 98 pp.

- Watson, W., R. L. Charter, and H. G. Moser. 1999a. Ichthyoplankton and station data for California Cooperative Oceanic Fisheries Investigations survey cruises in 1988. U. S. Dep. Commer., NOAA Tech. Memo., NOAA-TM-NMFS-SWFC-269. 88 pp.
- Watson, W., R. L. Charter, and H. G. Moser. 1999b. Ichthyoplankton and station data for California Cooperative Oceanic Fisheries Investigations survey cruises in 1992. U.S. Dep. Commer., NOAA Tech. Memo., NOAA-TM-NMFS-SWFC-273. 90 pp.
- Zahuranec, B. J. In Press. Zoogeography and systematics of the lanternfishes of the genus *Nannobrachium* (Lampanyctini: Myctophidae). *Smiths. Contrib. Zool.* 607.

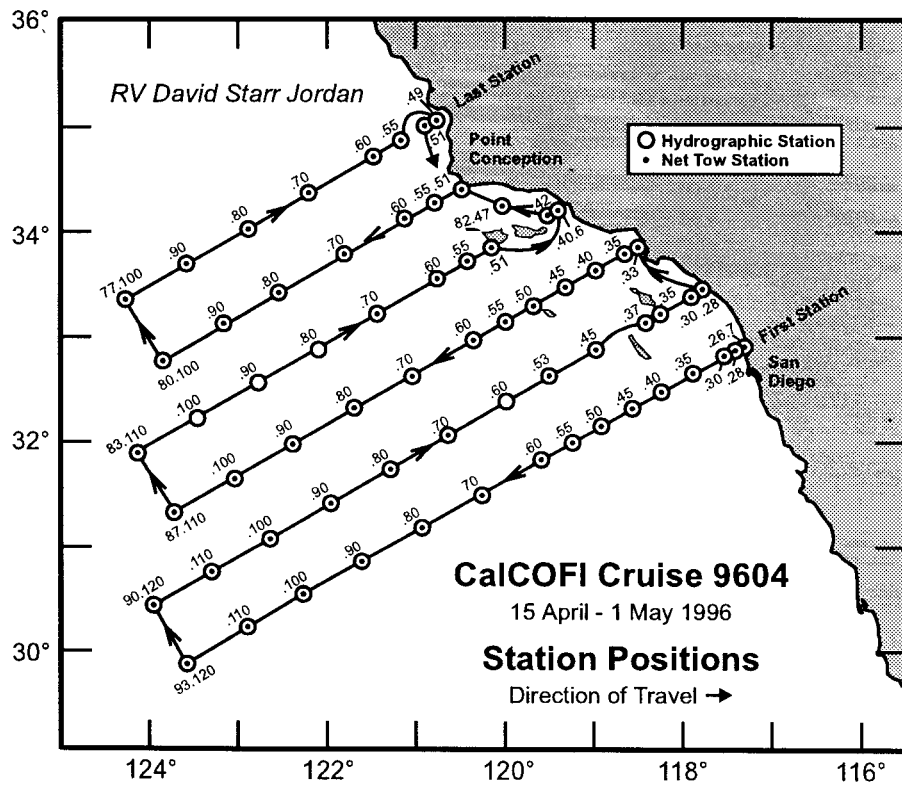
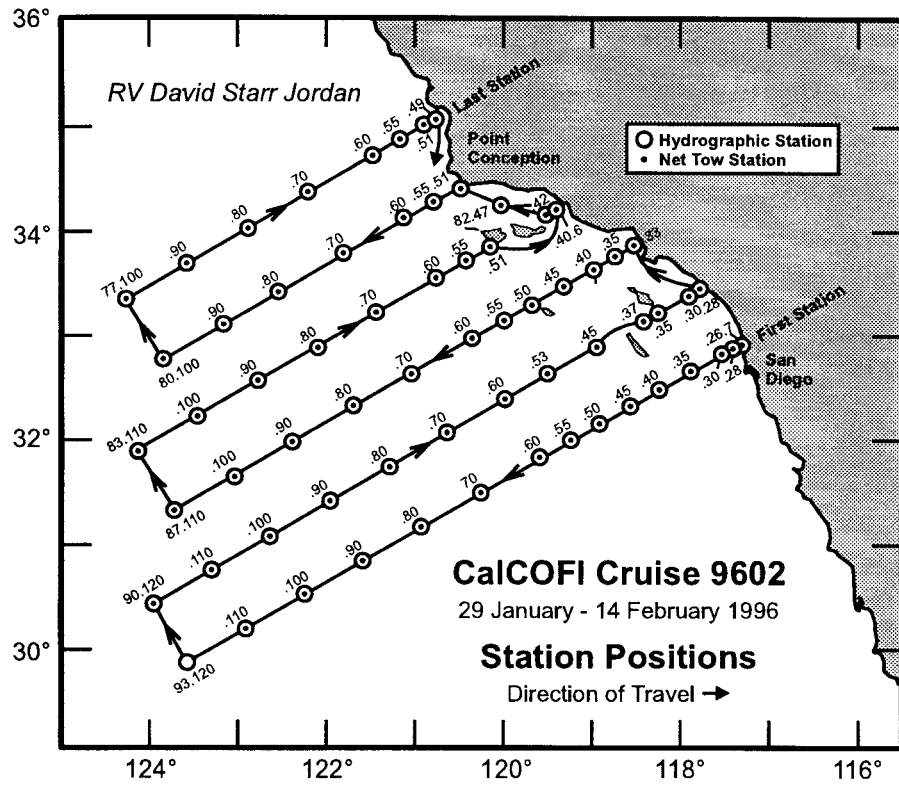


Figure 1. Stations and cruise tracks for CalCOFI cruises 9602 (above) and 9604 (below). Circles indicate hydrographic stations; dots indicate net tow stations.

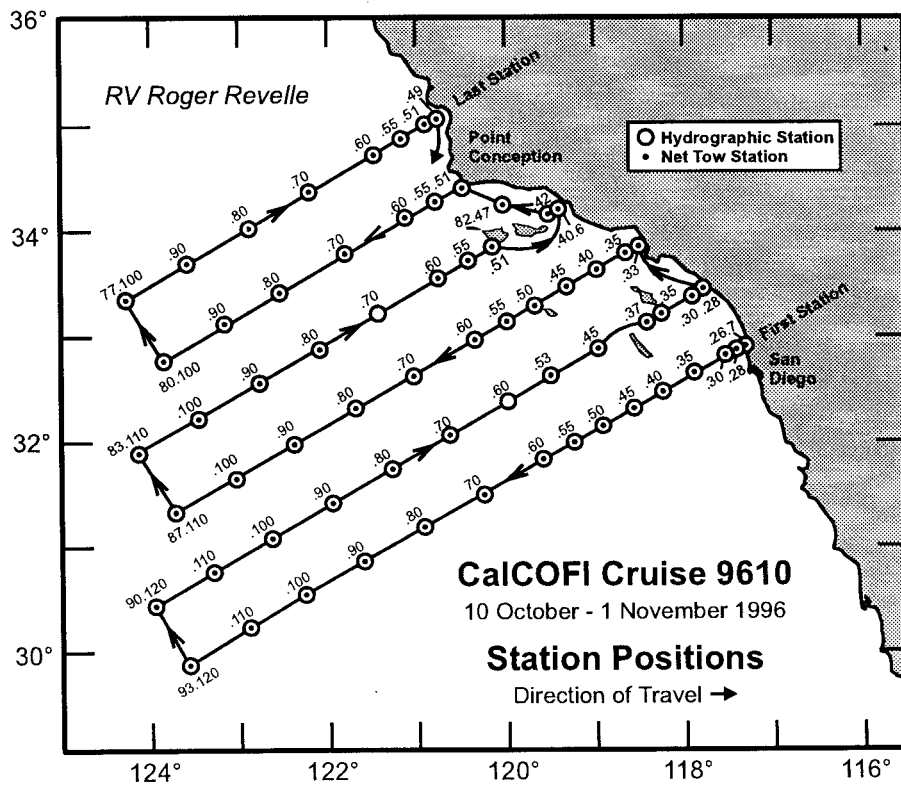
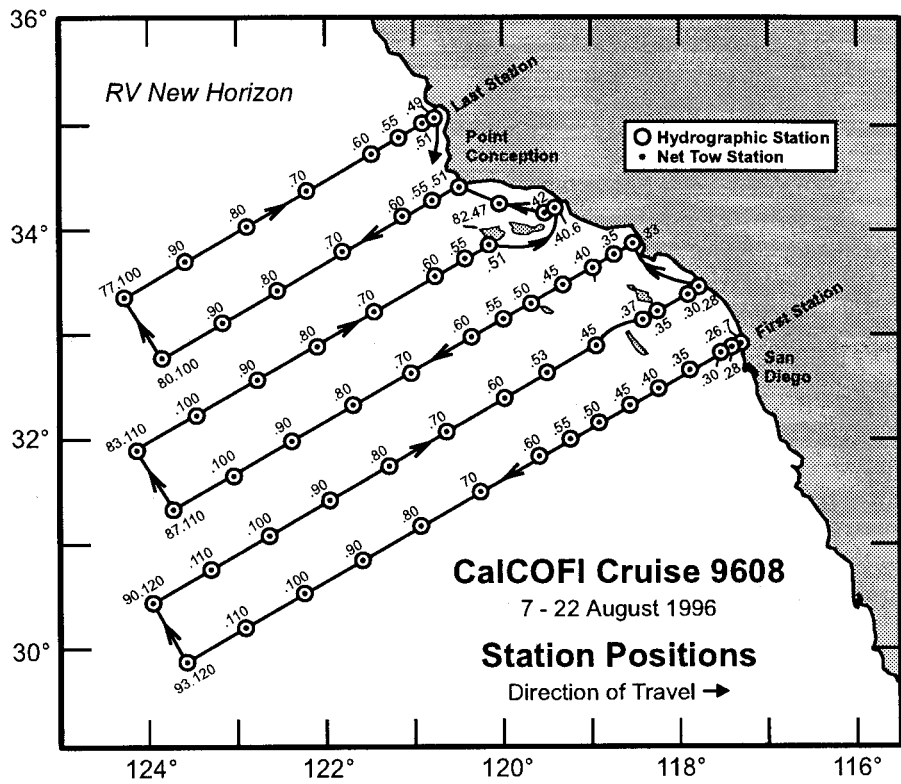


Figure 2. Stations and cruise tracks for CalCOFI cruises 9608 (above) and 9610 (below). Symbols as in Figure 1.

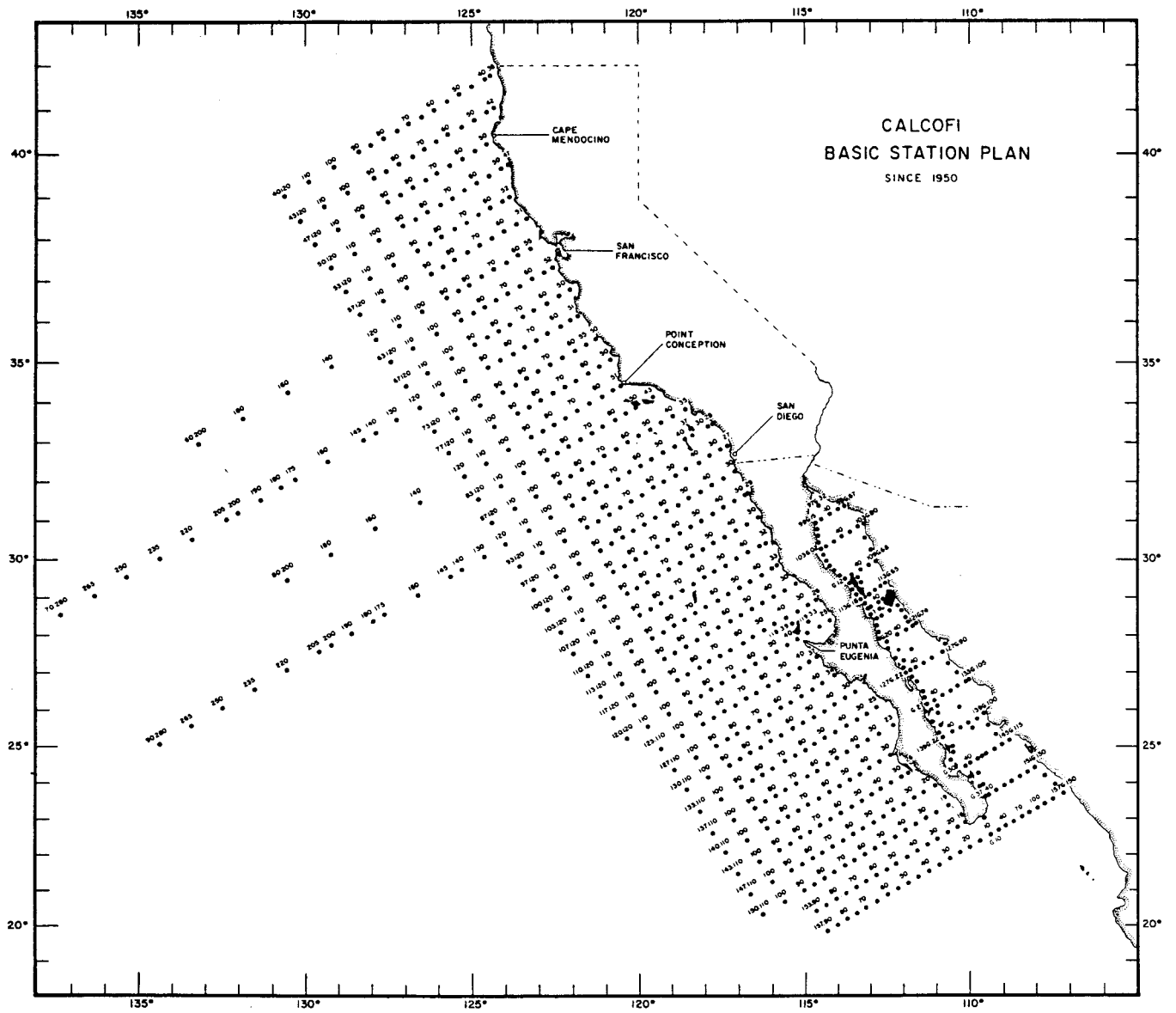


Figure 3. Basic station plan for CalCOFI Cruises.

TABLE 1. Station and plankton tow data for CalCOFI cruises in 1996. Counts for fish eggs and larvae are not adjusted for standard haul factor or percent of sample sorted. Plankton volume given as milliliters per 1000 cubic meters of water strained.

CalCOFI Cruise 9602													
Line	Station	Latitude (N) deg. min.	Longitude (W) deg. min.	Ship Code	Tow Date		Tow Depth (m)	Volume Water Strained	Standard Haul Factor	Plankton Volume	Percent Sorted	Total Larvae	Total Eggs
					yr	mo. day							
76.7	49.0	35 05.3	120 46.6	JD	96	02 14	52	119	4.38	595	47.9	52	2
76.7	51.0	35 01.2	120 55.1	JD	96	02 14	214	381	5.62	331	50.0	76	2
76.7	55.0	34 53.2	121 11.9	JD	96	02 14	213	403	5.29	114	47.8	251	85
76.7	60.0	34 43.3	121 32.9	JD	96	02 14	211	410	5.14	171	50.0	279	101
76.7	70.0	34 23.3	122 14.8	JD	96	02 13	2208	422	5.03	71	100.0	57	12
76.7	80.0	34 03.2	122 56.5	JD	96	02 13	1637	416	5.07	233	51.5	17	12
76.7	90.0	33 43.3	123 38.0	JD	96	02 13	0920	418	5.14	19	100.0	21	19
76.7	100.0	33 23.3	124 19.4	JD	96	02 13	0335	426	4.92	21	100.0	27	8
80.0	51.0	34 27.0	120 31.4	JD	96	02 11	1213	128	4.63	125	100.0	307	171
80.0	55.0	34 19.1	120 48.1	JD	96	02 11	1517	404	5.37	49	100.0	72	43
80.0	60.0	34 09.0	121 08.9	JD	96	02 11	1915	439	4.76	52	100.0	50	2
80.0	70.0	33 49.0	121 50.5	JD	96	02 12	0116	461	5.53	119	52.7	12	16
80.0	80.0	33 29.0	122 32.0	JD	96	02 12	0915	391	5.51	28	100.0	9	12
80.0	90.0	33 09.0	123 13.2	JD	96	02 12	1610	436	4.78	25	100.0	11	11
80.0	100.0	32 49.0	123 54.4	JD	96	02 12	2147	420	5.09	36	100.0	11	11
81.8	46.9	34 16.5	120 01.5	JD	96	02 11	0803	406	5.25	96	48.7	534	554
83.3	40.6	34 13.5	119 24.7	JD	96	02 11	0148	64	4.22	79	100.0	71	710
83.3	42.0	34 10.7	119 30.4	JD	96	02 11	0340	171	5.26	175	100.0	323	1779
83.3	51.0	33 52.6	120 08.0	JD	96	02 10	1508	179	4.24	101	100.0	377	495
83.3	55.0	33 44.6	120 24.6	JD	96	02 10	0840	436	5.13	103	48.9	183	218
83.3	60.0	33 34.7	120 45.3	JD	96	02 10	0515	414	5.02	183	48.7	330	194
83.3	70.0	33 14.7	121 26.6	JD	96	02 09	2306	422	5.05	66	100.0	25	13
83.3	80.0	32 54.7	122 07.7	JD	96	02 09	1709	441	4.69	27	100.0	18	14
83.3	90.0	32 34.7	122 48.7	JD	96	02 09	0823	439	4.90	30	100.0	1	5
83.3	100.0	32 14.7	123 29.5	JD	96	02 09	0037	418	5.14	74	100.0	28	2
83.3	110.0	31 54.6	124 10.1	JD	96	02 08	1744	425	4.91	52	100.0	3	3
86.7	33.0	33 53.3	118 29.3	JD	96	02 05	2059	90	4.68	33	100.0	79	678
86.7	35.0	33 49.4	118 37.7	JD	96	02 05	2329	404	5.22	64	100.0	822	1952
86.7	40.0	33 39.3	118 58.4	JD	96	02 06	0328	407	5.05	54	100.0	758	2396

Table 1. (cont.)

CalCOFI Cruise 9602

Line	Station	Latitude (N) deg. min.	Longitude (W) deg. min.	Ship Code	Tow Date yr mo. day	Time (PST)	Tow Depth (m)	Volume Water Strained	Standard Haul Factor	Plankton Volume	Percent Sorted	Total Larvae	Total Eggs
86.7	45.0	33 29.4	119 19.1	JD	96 02 06	0746	213	415	5.14	67	100.0	366	982
86.7	50.0	33 19.4	119 39.8	JD	96 02 06	1235	53	128	4.13	110	100.0	782	147
86.7	55.0	33 09.4	120 00.4	JD	96 02 06	1704	211	444	4.76	83	100.0	295	369
86.7	60.0	32 59.3	120 21.0	JD	96 02 06	2142	219	408	5.37	91	100.0	123	171
86.7	70.0	32 39.3	121 02.0	JD	96 02 07	0442	218	462	4.71	35	100.0	39	2
86.7	80.0	32 19.4	121 42.9	JD	96 02 07	1234	217	402	5.38	47	100.0	9	5
86.7	90.0	31 59.4	122 23.5	JD	96 02 07	1920	215	459	4.69	37	100.0	6	4
86.7	100.0	31 39.4	123 04.2	JD	96 02 08	0135	216	430	5.03	100	100.0	3	6
86.7	110.0	31 19.4	123 44.6	JD	96 02 08	0820	214	433	4.94	65	100.0	8	2
90.0	28.0	33 29.1	117 46.1	JD	96 02 05	0855	85	169	5.06	41	100.0	62	304
90.0	30.0	33 25.0	117 54.3	JD	96 02 05	0655	210	404	5.20	94	50.0	103	323
90.0	35.0	33 15.1	118 15.1	JD	96 02 05	0245	214	397	5.40	66	100.0	563	443
90.0	37.0	33 11.1	118 23.2	JD	96 02 05	0008	212	409	5.17	56	100.0	156	401
90.0	45.0	32 55.1	118 56.0	JD	96 02 04	1853	212	411	5.17	71	100.0	33	257
90.0	53.0	32 39.1	119 28.9	JD	96 02 04	1301	217	422	5.15	43	100.0	103	267
90.0	60.0	32 25.0	119 57.6	JD	96 02 04	0718	210	418	5.03	60	100.0	177	146
90.0	70.0	32 05.1	120 38.3	JD	96 02 04	0115	211	422	5.01	45	100.0	47	5
90.0	80.0	31 45.1	121 18.9	JD	96 02 03	1910	213	413	5.14	48	100.0	37	17
90.0	90.0	31 25.1	121 59.3	JD	96 02 03	1240	211	430	4.90	28	100.0	6	8
90.0	100.0	31 05.0	122 39.6	JD	96 02 03	0615	212	425	5.00	82	100.0	8	13
90.0	110.0	30 45.1	123 19.9	JD	96 02 03	0043	210	417	5.03	29	100.0	23	20
90.0	120.0	30 25.0	123 59.8	JD	96 02 02	1847	210	420	5.00	21	100.0	30	6
93.3	26.7	32 57.4	117 18.3	JD	96 01 29	2216	58	116	5.02	52	100.0	25	26
93.3	28.0	32 54.7	117 23.7	JD	96 01 30	0110	204	422	4.83	88	48.6	41	289
93.3	30.0	32 50.8	117 31.9	JD	96 01 30	0430	212	401	5.28	60	100.0	41	77
93.3	35.0	32 40.8	117 52.4	JD	96 01 30	0828	213	406	5.25	44	100.0	48	364
93.3	40.0	32 30.8	118 12.7	JD	96 01 30	1631	213	401	5.30	52	100.0	13	6
93.3	45.0	32 20.8	118 33.1	JD	96 01 30	2043	214	391	5.48	61	100.0	6	9
93.3	50.0	32 10.8	118 53.5	JD	96 01 31	0135	203	447	4.54	76	52.9	5	49
93.3	55.0	32 00.8	119 13.9	JD	96 01 31	0655	214	423	5.07	64	100.0	12	27
93.3	60.0	31 50.8	119 34.2	JD	96 01 31	1215	216	454	4.76	24	100.0	5	20
93.3	70.0	31 30.8	120 14.7	JD	96 01 31	1939	220	455	4.84	35	100.0	4	9

Table 1. (cont.)

CalCOFI Cruise 9602

Line	Station	Latitude (N) deg. min.	Longitude (W) deg. min.	Ship Code	Tow Date yr mo. day	Time (PST)	Tow Depth (m)	Volume Water Strained	Standard Haul Factor	Plankton Volume	Percent Sorted	Total Larvae	Total Eggs
93.3	80.0	31 10.8	120 55.1	JD	96 02 01	0315	225	433	5.20	32	100.0	17	44
93.3	90.0	30 50.8	121 35.3	JD	96 02 01	1120	223	441	5.07	32	100.0	8	15
93.3	100.0	30 30.9	122 15.4	JD	96 02 01	1844	212	418	5.06	33	100.0	15	26
93.3	110.0	30 10.8	122 55.4	JD	96 02 02	0057	204	425	4.80	31	100.0	51	10

Table 1. (cont.)

CalCOFI Cruise 9604

Line	Station	Latitude (N) deg. min.	Longitude (W) deg. min.	Ship Code	Tow Date yr mo. day	Time (PST)	Tow Depth (m)	Volume Water Strained	Standard Haul Factor	Plankton Volume	Percent Sorted	Total Larvae	Total Eggs
76.7	49.0	35 05.4	120 46.7	JD	96 05 01	0225	55	119	4.61	1602	49.5	25	4
76.7	51.0	35 01.4	120 55.2	JD	96 05 01	0429	226	426	5.31	392	50.3	41	9
76.7	55.0	34 53.3	121 12.0	JD	96 04 30	2010	208	281	7.40	360	50.5	63	4
76.7	60.0	34 43.3	121 32.9	JD	96 04 30	1626	213	400	5.32	115	47.8	18	25
76.7	70.0	34 23.3	122 14.9	JD	96 04 30	0902	214	387	5.53	23	100.0	53	87
76.7	80.0	34 03.4	122 56.5	JD	96 04 30	0328	209	421	4.97	36	100.0	85	108
76.7	90.0	33 43.3	123 38.0	JD	96 04 29	2218	209	397	5.27	53	100.0	72	454
76.7	100.0	33 23.3	124 19.4	JD	96 04 29	1635	211	412	5.13	34	100.0	51	75
80.0	51.0	34 26.8	120 31.5	JD	96 04 27	1947	64	130	4.95	192	100.0	7	7
80.0	55.0	34 19.0	120 48.1	JD	96 04 27	2328	213	423	5.02	156	50.0	24	37
80.0	60.0	34 09.1	121 09.0	JD	96 04 28	0345	211	434	4.86	106	50.0	21	46
80.0	70.0	33 49.1	121 50.6	JD	96 04 28	0857	221	435	5.09	23	100.0	16	18
80.0	80.0	33 29.0	122 32.0	JD	96 04 28	1705	215	439	4.90	14	100.0	98	86
80.0	90.0	33 09.0	123 13.3	JD	96 04 28	2303	211	407	5.19	22	100.0	129	224
80.0	100.0	32 49.0	123 54.4	JD	96 04 29	0823	215	408	5.26	17	100.0	20	159
81.8	46.9	34 16.5	120 01.6	JD	96 04 27	1543	211	416	5.07	209	50.6	14	40
83.3	40.6	34 13.5	119 24.6	JD	96 04 27	0927	27	60	4.51	670	50.0	4	60
83.3	42.0	34 10.7	119 30.5	JD	96 04 27	0810	93	170	5.48	599	51.0	10	17
83.3	51.0	33 52.8	120 08.1	JD	96 04 27	0157	91	187	4.86	567	50.0	50	1
83.3	55.0	33 44.7	120 24.6	JD	96 04 26	2237	212	394	5.38	132	50.0	98	11
83.3	70.0	33 14.7	121 26.7	JD	96 04 26	1130	217	403	5.39	84	47.1	73	294
83.3	110.0	31 54.5	124 10.1	JD	96 04 25	0419	214	426	5.02	33	100.0	56	181
86.7	33.0	33 53.4	118 29.3	JD	96 04 22	1641	49	98	5.03	143	100.0	39	120
86.7	35.0	33 49.5	118 37.7	JD	96 04 22	1903	209	432	4.83	239	51.5	98	10
86.7	40.0	33 39.4	118 58.5	JD	96 04 22	2249	212	405	5.25	173	51.4	73	15
86.7	45.0	33 29.4	119 19.2	JD	96 04 23	0227	213	390	5.47	262	50.0	181	26
86.7	50.0	33 19.4	119 39.8	JD	96 04 23	0548	69	138	4.98	441	47.5	41	37
86.7	55.0	33 09.4	120 00.3	JD	96 04 23	0850	216	402	5.38	82	48.5	51	72
86.7	60.0	32 59.4	120 21.0	JD	96 04 23	1503	212	399	5.31	133	47.2	29	32
86.7	70.0	32 39.3	121 02.0	JD	96 04 23	2108	220	393	5.61	43	100.0	43	62
86.7	80.0	32 19.4	121 42.9	JD	96 04 24	0257	195	451	4.33	248	49.1	126	158
86.7	90.0	31 59.5	122 23.5	JD	96 04 24	0849	220	410	5.36	10	100.0	27	36

Table 1. (cont.)

CalCOFI Cruise 9604

Line	Station	Latitude (N) deg. min.	Longitude (W) deg. min.	Ship Code	Tow Date yr mo. day	Time (PST)	Tow Depth (m)	Volume Water Strained	Standard Haul Factor	Plankton Volume	Percent Sorted	Total Larvae	Total Eggs
86.7	100.0	31 39.4	123 04.2	JD	96 04 24	1628	206	429	4.80	12	100.0	38	527
86.7	110.0	31 19.4	123 44.6	JD	96 04 24	2211	208	413	5.03	17	100.0	177	99
90.0	28.0	33 29.1	117 46.1	JD	96 04 22	0750	70	134	5.26	157	100.0	40	178
90.0	30.0	33 25.1	117 54.3	JD	96 04 22	0610	212	407	5.21	54	100.0	46	22
90.0	35.0	33 15.1	118 15.0	JD	96 04 22	0220	215	411	5.23	100	48.8	25	20
90.0	37.0	33 11.0	118 23.2	JD	96 04 21	2345	211	398	5.31	121	47.9	44	13
90.0	45.0	32 55.2	118 56.1	JD	96 04 21	1848	211	457	4.61	116	47.2	73	35
90.0	70.0	32 05.1	120 38.4	JD	96 04 20	1702	220	425	5.17	66	100.0	439	124
90.0	80.0	31 45.0	121 18.9	JD	96 04 20	0823	225	430	5.23	12	100.0	72	49
90.0	90.0	31 25.1	121 59.5	JD	96 04 19	2344	213	428	4.98	14	100.0	93	126
90.0	100.0	31 05.0	122 39.7	JD	96 04 19	1727	214	413	5.18	10	100.0	105	51
90.0	110.0	30 45.1	123 20.0	JD	96 04 19	0811	209	446	4.68	9	100.0	57	318
90.0	120.0	30 25.1	123 59.8	JD	96 04 19	0031	219	428	5.12	9	100.0	80	140
93.3	26.7	32 57.3	117 18.3	JD	96 04 15	1230	34	75	4.52	93	100.0	91	356
93.3	28.0	32 54.8	117 23.6	JD	96 04 15	1613	212	419	5.06	29	100.0	81	58
93.3	30.0	32 50.9	117 31.8	JD	96 04 15	1859	224	387	5.79	49	100.0	332	56
93.3	35.0	32 40.8	117 52.4	JD	96 04 15	2301	207	410	5.04	49	100.0	307	1031
93.3	40.0	32 30.8	118 12.7	JD	96 04 16	0321	214	398	5.37	75	50.0	142	133
93.3	45.0	32 20.9	118 33.2	JD	96 04 16	0733	213	418	5.08	31	100.0	112	635
93.3	50.0	32 10.8	118 53.5	JD	96 04 16	1501	218	421	5.17	69	100.0	337	430
93.3	55.0	32 00.8	119 14.0	JD	96 04 16	1933	210	433	4.85	58	100.0	141	51
93.3	60.0	31 50.7	119 34.3	JD	96 04 16	2333	209	419	4.99	43	100.0	78	41
93.3	70.0	31 30.8	120 14.8	JD	96 04 17	0543	213	408	5.23	34	100.0	42	36
93.3	80.0	31 10.7	120 55.2	JD	96 04 17	1715	212	429	4.93	49	100.0	87	91
93.3	90.0	30 50.8	121 35.4	JD	96 04 17	2315	221	406	5.44	17	100.0	26	32
93.3	100.0	30 30.8	122 15.5	JD	96 04 18	0525	190	503	3.77	8	100.0	24	263
93.3	110.0	30 10.9	122 55.3	JD	96 04 18	1208	212	432	4.92	16	100.0	77	40
93.3	120.0	29 50.9	123 35.2	JD	96 04 18	1755	210	429	4.90	5	100.0	31	284

Table 1. (cont.)

CalCOFI Cruise 9608

Line	Station	Latitude (N) deg. min.	Longitude (W) deg. min.	Ship Code	Tow Date yr. mo. day	Time (PST)	Tow Depth (m)	Volume Water Strained	Standard Haul Factor	Plankton Volume	Percent Sorted	Total Larvae	Total Eggs
76.7	49.0	35 05.3	120 46.6	NH	96 08 22	1005	59	120	4.92	368	52.3	1	49
76.7	51.0	35 01.3	120 55.1	NH	96 08 22	0811	200	440	4.55	294	55.0	0	32
76.7	55.0	34 53.3	121 11.8	NH	96 08 22	0440	210	433	4.85	192	48.2	17	0
76.7	60.0	34 43.3	121 32.9	NH	96 08 22	0017	215	426	5.04	94	47.5	6	0
76.7	70.0	34 23.3	122 14.8	NH	96 08 21	1742	218	420	5.18	281	50.8	9	2
76.7	80.0	34 02.7	122 56.3	NH	96 08 21	0922	208	423	4.91	92	48.7	6	21
76.7	90.0	33 43.3	123 38.0	NH	96 08 21	0249	210	396	5.31	68	100.0	14	85
76.7	100.0	33 23.3	124 19.4	NH	96 08 20	2043	203	444	4.57	25	100.0	382	25
80.0	51.0	34 26.9	120 31.4	NH	96 08 18	2128	69	163	4.25	221	50.0	9	45
80.0	55.0	34 19.0	120 48.1	NH	96 08 19	0035	199	448	4.44	194	47.1	2	0
80.0	60.0	34 09.0	121 09.0	NH	96 08 19	0401	213	424	5.02	120	51.0	8	2
80.0	70.0	33 49.0	121 50.6	NH	96 08 19	1157	220	377	5.83	93	48.6	8	2
80.0	80.0	33 29.0	122 32.0	NH	96 08 19	1828	216	413	5.22	15	100.0	96	35
80.0	90.0	33 09.0	123 13.3	NH	96 08 20	0026	207	435	4.77	37	100.0	132	43
80.0	100.0	32 48.8	123 53.9	NH	96 08 20	0827	208	440	4.74	16	100.0	75	194
81.8	46.9	34 16.5	120 01.4	NH	96 08 18	1655	207	399	5.19	63	100.0	7	3
83.3	40.6	34 13.4	119 24.8	NH	96 08 18	1130	20	50	3.96	60	100.0	2	363
83.3	42.0	34 10.6	119 30.6	NH	96 08 18	0913	185	435	4.25	58	100.0	25	754
83.3	51.0	33 52.7	120 08.2	NH	96 08 18	0259	156	361	4.33	64	100.0	56	130
83.3	55.0	33 44.6	120 24.7	NH	96 08 17	2310	178	489	3.65	80	48.7	3	2
83.3	60.0	33 34.6	120 45.2	NH	96 08 17	1848	210	432	4.86	88	47.4	6	0
83.3	70.0	33 14.6	121 26.7	NH	96 08 17	1203	217	416	5.21	55	100.0	16	17
83.3	80.0	32 54.7	122 07.7	NH	96 08 17	0553	214	406	5.26	94	50.0	16	16
83.3	90.0	32 34.7	122 48.8	NH	96 08 17	0007	198	440	4.50	43	100.0	281	466
83.3	100.0	32 14.7	123 29.6	NH	96 08 16	1746	203	452	4.50	24	100.0	35	48
83.3	110.0	31 54.7	124 10.1	NH	96 08 16	0921	211	430	4.91	9	100.0	17	277
86.7	33.0	33 53.4	118 29.4	NH	96 08 13	1623	41	89	4.57	112	100.0	23	167
86.7	35.0	33 49.4	118 37.6	NH	96 08 13	1849	204	401	5.08	80	100.0	56	27
86.7	40.0	33 39.4	118 58.5	NH	96 08 13	2244	195	411	4.74	85	48.6	6	7
86.7	45.0	33 29.3	119 19.1	NH	96 08 14	0224	209	392	5.32	82	100.0	6	0
86.7	50.0	33 19.3	119 39.7	NH	96 08 14	0942	53	141	3.75	92	100.0	21	432
86.7	55.0	33 09.4	120 00.3	NH	96 08 14	1608	206	422	4.87	59	100.0	1	2
86.7	60.0	32 59.3	120 21.0	NH	96 08 14	2009	199	427	4.66	101	48.8	1	1

Table 1. (cont.)

CalCOFI Cruise 9608

Line	Station	Latitude (N) deg. min.	Longitude (W) deg. min.	Ship Code	Tow Date yr. mo. day	Time (PST)	Tow Depth (m)	Volume Water Strained	Standard Haul Factor	Plankton Volume	Percent Sorted	Total Larvae	Total Eggs
86.7	70.0	32 39.4	121 02.1	NH	96 08 15	0154	197	438	4.50	116	47.1	18	3
86.7	80.0	32 19.3	121 42.5	NH	96 08 15	0825	193	399	4.83	90	100.0	5	28
86.7	90.0	31 59.4	122 23.5	NH	96 08 15	1610	210	442	4.75	29	100.0	7	111
86.7	100.0	31 39.5	123 04.2	NH	96 08 15	2137	194	433	4.49	67	100.0	11	149
86.7	110.0	31 19.3	123 44.6	NH	96 08 16	0315	210	443	4.73	38	100.0	14	587
90.0	28.0	33 29.1	117 46.1	NH	96 08 13	0857	81	186	4.35	134	100.0	15	108
90.0	30.0	33 25.1	117 54.3	NH	96 08 13	0608	207	392	5.28	54	100.0	6	14
90.0	35.0	33 15.1	118 14.9	NH	96 08 13	0130	195	389	5.01	98	47.4	5	1
90.0	37.0	33 11.0	118 23.2	NH	96 08 12	2235	207	397	5.21	83	51.5	9	11
90.0	45.0	32 55.2	118 56.0	NH	96 08 12	1717	209	423	4.93	28	100.0	2	0
90.0	53.0	32 39.1	119 29.0	NH	96 08 12	0957	195	428	4.56	26	100.0	0	1
90.0	60.0	32 25.1	119 57.5	NH	96 08 12	0611	212	393	5.39	69	100.0	16	29
90.0	70.0	32 05.1	120 38.3	NH	96 08 11	2324	199	415	4.79	41	100.0	79	67
90.0	80.0	31 45.1	121 19.0	NH	96 08 11	1728	211	415	5.09	19	100.0	37	169
90.0	90.0	31 25.2	121 59.5	NH	96 08 11	1132	207	397	5.23	38	100.0	54	356
90.0	100.0	31 05.0	122 39.7	NH	96 08 11	0555	210	403	5.21	12	100.0	160	144
90.0	110.0	30 45.1	123 19.8	NH	96 08 11	0020	197	413	4.78	36	100.0	229	339
90.0	120.0	30 25.0	123 59.9	NH	96 08 10	1845	210	427	4.92	14	100.0	139	274
93.3	26.7	32 57.2	117 18.2	NH	96 08 07	1247	194	425	4.56	169	50.0	2	7
93.3	28.0	32 54.4	117 23.7	NH	96 08 07	1628	182	427	4.25	108	52.2	3	8
93.3	30.0	32 50.8	117 31.9	NH	96 08 07	1923	200	394	5.08	107	47.6	15	0
93.3	35.0	32 40.8	117 52.3	NH	96 08 07	2340	189	413	4.57	97	47.5	1	8
93.3	40.0	32 30.6	118 12.9	NH	96 08 08	0329	208	389	5.33	75	48.3	4	0
93.3	45.0	32 20.8	118 33.3	NH	96 08 08	0805	208	459	4.54	46	100.0	4	10
93.3	50.0	32 10.8	118 53.4	NH	96 08 08	1243	204	410	4.98	41	100.0	2	2
93.3	55.0	32 00.8	119 13.9	NH	96 08 08	1802	213	409	5.20	61	52.0	5	19
93.3	60.0	31 50.8	119 34.3	NH	96 08 08	2211	202	433	4.67	62	100.0	23	55
93.3	70.0	31 30.8	120 14.6	NH	96 08 09	0345	205	420	4.87	50	100.0	449	22
93.3	80.0	31 10.8	120 55.1	NH	96 08 09	0919	196	426	4.60	23	100.0	169	271
93.3	90.0	30 50.8	121 35.3	NH	96 08 09	1748	214	406	5.27	17	100.0	166	140
93.3	100.0	30 30.8	122 15.4	NH	96 08 09	2339	200	417	4.79	29	100.0	496	64
93.3	110.0	30 10.8	122 55.4	NH	96 08 10	0604	219	405	5.41	25	100.0	137	19
93.3	120.0	29 50.8	123 35.1	NH	96 08 10	1228	198	450	4.41	18	100.0	164	18

Table 1. (cont.)

CalCOFI Cruise 9610

Line	Station	Latitude (N) deg. min.	Longitude (W) deg. min.	Ship Code	Tow Date yr. mo. day	Time (PST)	Tow Depth (m)	Volume Water Strained	Standard Haul Factor	Plankton Volume	Percent Sorted	Total Larvae	Total Eggs
76.7	49.0	35 05.3	120 46.6	RR	96 11 01	1343	59	122	4.86	98	100.0	42	47
76.7	51.0	35 01.3	120 55.1	RR	96 11 01	0842	196	393	4.99	89	48.6	25	76
76.7	55.0	34 53.3	121 11.9	RR	96 11 01	0447	201	384	5.24	136	50.0	8	2
76.7	60.0	34 43.3	121 32.9	RR	96 11 01	0051	213	386	5.50	101	46.2	9	2
76.7	70.0	34 23.3	122 14.8	RR	96 10 31	1904	211	396	5.33	119	48.9	20	3
76.7	80.0	34 03.3	122 56.5	RR	96 10 31	0845	201	431	4.66	49	100.0	3	1
76.7	90.0	33 43.3	123 38.0	RR	96 10 31	0105	216	398	5.41	80	100.0	7	6
76.7	100.0	33 23.3	124 19.4	RR	96 10 30	1927	211	428	4.91	112	100.0	12	11
80.0	51.0	34 27.0	120 31.4	RR	96 10 28	2047	64	163	3.93	49	100.0	43	364
80.0	55.0	34 19.0	120 48.1	RR	96 10 29	0055	215	394	5.47	46	100.0	32	60
80.0	60.0	34 09.3	121 09.0	RR	96 10 29	0525	199	425	4.68	165	48.6	12	13
80.0	70.0	33 49.0	121 50.5	RR	96 10 29	1221	184	490	3.77	51	100.0	8	9
80.0	80.0	33 29.0	122 31.9	RR	96 10 29	1946	207	453	4.56	35	100.0	32	7
80.0	90.0	33 09.0	123 13.3	RR	96 10 30	0128	215	414	5.19	29	100.0	26	7
80.0	100.0	32 49.0	123 54.5	RR	96 10 30	0840	218	433	5.04	23	100.0	6	3
81.8	46.9	34 16.5	120 01.5	RR	96 10 28	1607	209	406	5.14	49	100.0	49	803
83.3	40.6	34 13.5	119 24.7	RR	96 10 28	0612	25	77	3.29	52	100.0	35	226
83.3	42.0	34 10.7	119 30.5	RR	96 10 28	0420	113	236	4.81	38	100.0	25	362
83.3	51.0	33 52.4	120 08.2	RR	96 10 27	2215	203	454	4.47	26	100.0	21	181
83.3	55.0	33 44.7	120 24.6	RR	96 10 27	0557	184	473	3.90	28	100.0	2	2
83.3	60.0	33 34.7	120 45.3	RR	96 10 26	1748	209	414	5.05	92	50.0	11	6
83.3	80.0	32 54.7	122 07.7	RR	96 10 25	1412	224	449	4.99	16	100.0	25	21
83.3	90.0	32 34.7	122 48.7	RR	96 10 24	2343	208	445	4.66	36	100.0	54	7
83.3	100.0	32 14.6	123 29.5	RR	96 10 24	0857	201	450	4.48	31	100.0	13	6
83.3	110.0	31 54.7	124 10.2	RR	96 10 23	1815	207	434	4.78	32	100.0	11	2
86.7	33.0	33 53.3	118 29.4	RR	96 10 20	1831	47	114	4.08	18	100.0	4	61
86.7	35.0	33 49.4	118 37.7	RR	96 10 20	2124	205	432	4.74	97	47.6	4	21
86.7	40.0	33 39.4	118 58.6	RR	96 10 21	0125	212	401	5.29	67	100.0	1	0
86.7	45.0	33 29.3	119 19.1	RR	96 10 21	0452	197	419	4.70	48	100.0	3	6
86.7	50.0	33 19.4	119 39.8	RR	96 10 21	0947	67	145	4.61	34	100.0	4	28
86.7	55.0	33 09.4	120 00.4	RR	96 10 21	1601	212	437	4.85	23	100.0	2	0
86.7	60.0	32 59.4	120 21.1	RR	96 10 21	2010	211	424	4.97	59	100.0	7	0

Table 1. (cont.)

CalCOFI Cruise 9610

Line	Station	Latitude (N) deg. min.	Longitude (W) deg. min.	Ship Code	Tow Date yr. mo. day	Time (PST)	Tow Depth (m)	Volume Water Strained	Standard Haul Factor	Plankton Volume	Percent Sorted	Total Larvae	Total Eggs
86.7	70.0	32 39.4	121 01.9	RR	96 10 22	0140	214	390	5.49	123	47.9	5	1
86.7	80.0	32 19.4	121 42.9	RR	96 10 22	0840	212	392	5.43	84	48.5	8	11
86.7	90.0	31 59.4	122 23.7	RR	96 10 22	1912	212	426	4.99	40	100.0	59	3
86.7	100.0	31 39.4	123 04.2	RR	96 10 23	0120	214	408	5.25	39	100.0	12	5
86.7	110.0	31 19.4	123 44.6	RR	96 10 23	0830	209	428	4.89	16	100.0	5	4
90.0	28.0	33 29.1	117 46.1	RR	96 10 20	0623	47	117	4.00	34	100.0	3	18
90.0	30.0	33 25.1	117 54.3	RR	96 10 20	0241	215	400	5.38	85	100.0	8	2
90.0	35.0	33 15.1	118 15.0	RR	96 10 19	2114	197	390	5.06	41	100.0	6	109
90.0	37.0	33 11.0	118 23.4	RR	96 10 19	1823	213	412	5.18	32	100.0	0	0
90.0	45.0	32 53.9	118 54.7	RR	96 10 19	0918	201	479	4.20	27	100.0	4	0
90.0	53.0	32 39.1	119 28.9	RR	96 10 19	0402	191	476	4.01	25	100.0	10	0
90.0	60.0	32 24.4	119 56.9	RR	96 10 18	0905	214	433	4.94	14	100.0	0	4
90.0	70.0	32 05.1	120 38.3	RR	96 10 18	0338	221	408	5.42	44	100.0	16	6
90.0	80.0	31 45.1	121 18.9	RR	96 10 17	1956	215	405	5.31	20	100.0	104	16
90.0	90.0	31 25.2	121 59.7	RR	96 10 17	1135	215	433	4.96	16	100.0	120	45
90.0	100.0	31 05.1	122 39.6	RR	96 10 17	0407	210	436	4.81	32	100.0	82	35
90.0	110.0	30 45.1	123 19.9	RR	96 10 16	2156	217	467	4.65	24	100.0	147	53
90.0	120.0	30 25.0	123 59.8	RR	96 10 15	1203	210	447	4.71	13	100.0	98	126
93.3	26.7	32 57.4	117 18.3	RR	96 10 10	1658	122	260	4.67	38	100.0	0	3
93.3	28.0	32 54.8	117 23.7	RR	96 10 10	1348	218	397	5.49	13	100.0	3	1
93.3	30.0	32 50.8	117 32.1	RR	96 10 10	2026	206	402	5.14	65	100.0	1	1
93.3	35.0	32 40.8	117 52.4	RR	96 10 11	0119	211	407	5.19	66	100.0	1	3
93.3	40.0	32 30.8	118 12.8	RR	96 10 11	0535	202	421	4.79	62	100.0	0	2
93.3	45.0	32 20.8	118 33.3	RR	96 10 11	1312	213	410	5.20	29	100.0	4	0
93.3	50.0	32 10.8	118 53.6	RR	96 10 11	1730	210	404	5.19	30	100.0	18	0
93.3	55.0	32 00.8	119 14.0	RR	96 10 13	0145	213	360	5.91	28	100.0	23	3
93.3	60.0	31 50.8	119 34.3	RR	96 10 13	0832	212	412	5.16	19	100.0	6	0
93.3	70.0	31 30.8	120 14.8	RR	96 10 13	1734	208	424	4.91	40	100.0	3	0
93.3	80.0	31 10.8	120 55.2	RR	96 10 13	2336	219	468	4.67	43	100.0	78	7
93.3	90.0	30 50.8	121 35.5	RR	96 10 14	0507	202	440	4.59	18	100.0	51	19
93.3	100.0	30 30.8	122 15.5	RR	96 10 14	1234	210	451	4.66	13	100.0	99	16
93.3	110.0	30 10.8	122 55.4	RR	96 10 14	1926	209	469	4.47	15	100.0	91	27
93.3	120.0	29 50.8	123 35.1	RR	96 10 15	0130	209	441	4.75	20	100.0	169	48

TABLE 2. Pooled occurrences of fish larvae taken on CalCOFI cruises in 1996.

Rank	Taxon	Occurrences
1	<i>Protomyctophum crockeri</i>	108
2	<i>Engraulis mordax</i>	106
3	<i>Vinciguerria lucetia</i>	90
4	<i>Sebastes</i> spp.	80
5	<i>Cyclothone signata</i>	77
6	<i>Stenobranchius leucopsarus</i>	75
7	<i>Leuroglossus stilbicus</i>	72
8	<i>Citharichthys sordidus</i>	71
9	<i>Citharichthys stigmaeus</i>	61
9	<i>Merluccius productus</i>	61
11	<i>Ceratoscopelus townsendi</i>	58
12	<i>Diogenichthys atlanticus</i>	57
13	<i>Bathylagus wesethi</i>	54
14	<i>Bathylagus ochotensis</i>	53
15	<i>Sardinops sagax</i>	49
16	<i>Symbolophorus californiensis</i>	47
16	<i>Triphoturus mexicanus</i>	47
16	<i>Lampanyctus</i> spp.	47
19	<i>Lampanyctus ritteri</i>	45
20	<i>Sebastes jordani</i>	32
21	<i>Argyrolepecus sladeni</i>	31
22	<i>Trachurus symmetricus</i>	27
22	<i>Diaphus</i> spp.	27
24	<i>Tetragonurus cuvieri</i>	25
25	<i>Argyrolepecus affinis</i>	22
25	<i>Genyonemus lineatus</i>	22
25	<i>Danaphos oculatus</i>	22
28	<i>Lestidiops ringens</i>	20
28	<i>Cyclothone acclinidens</i>	20
30	<i>Chauliodus macouni</i>	19
30	<i>Sebastes paucispinis</i>	19
30	<i>Idiacanthus antrostomus</i>	19
30	<i>Sternoptyx</i> spp.	19
34	<i>Notoscopelus resplendens</i>	18
34	<i>Argentina sialis</i>	18
34	Myctophidae	18
37	<i>Stomias atriventer</i>	17
37	<i>Myctophum nitidulum</i>	17
37	<i>Vinciguerria poweriae</i>	17
40	<i>Hygophum reinhardtii</i>	16
41	<i>Lampanyctus regalis</i>	15
42	<i>Sebastes diploproa</i>	14
42	<i>Microstoma</i> spp.	14
44	<i>Melamphaes lugubris</i>	13
44	<i>Arctozenus risso</i>	13
44	<i>Melamphaes parvus</i>	13
47	<i>Coryphopterus nicholsii</i>	12
47	<i>Lyopsetta exilis</i>	12
47	<i>Scomber japonicus</i>	12
50	<i>Parophrys vetulus</i>	11

TABLE 2. (cont.)

Rank	Taxon	Occurrences
50	<i>Aristostomias scintillans</i>	11
50	<i>Lampanyctus</i> "no pectorals"	11
50	<i>Tarletonbeania crenularis</i>	11
54	<i>Poromitra crassiceps</i>	10
55	<i>Paralichthys californicus</i>	9
55	<i>Scopelarchus analis</i>	9
55	<i>Notolychnus valdiviae</i>	9
55	<i>Oxyjulis californica</i>	9
59	Disintegrated fish larvae	8
59	<i>Pleuronichthys verticalis</i>	8
59	<i>Hypsoblennius jenkinsi</i>	8
59	<i>Chromis punctipinnis</i>	8
63	<i>Chiasmodon niger</i>	7
63	<i>Scopelosaurus harryi</i>	7
63	<i>Argyrolepecus hemigymnus</i>	7
63	<i>Lepidogobius lepidus</i>	7
63	<i>Scopelogadus bispinosus</i>	7
68	<i>Zaniolepis latipinnis</i>	6
68	<i>Melamphaes</i> spp.	6
68	<i>Citharichthys</i> spp.	6
68	<i>Electrona risso</i>	6
68	<i>Nansenia candida</i>	6
68	Unidentified fish larvae	6
74	<i>Tactostoma macropus</i>	5
74	<i>Ichthyococcus irregularis</i>	5
74	<i>Paralabrax</i> spp.	5
74	<i>Bathylagus pacificus</i>	5
74	Stichaeidae	5
79	<i>Icichthys lockingtoni</i>	4
79	<i>Benthalbella dentata</i>	4
79	<i>Seriphus politus</i>	4
79	<i>Sebastes aurora</i>	4
79	<i>Brama japonica</i>	4
79	<i>Artedius creaseri</i>	4
79	<i>Microstomus pacificus</i>	4
86	<i>Cataetyx rubrirostris</i>	3
86	<i>Sphyræna argentea</i>	3
86	Stomiiformes	3
86	<i>Howella</i> spp.	3
86	<i>Artedius lateralis</i>	3
86	<i>Cololabis saira</i>	3
86	<i>Cyclothone pseudopallida</i>	3
93	<i>Gigantactis</i> spp.	2
93	Paralepididae	2
93	<i>Lampadena urophaos</i>	2
93	<i>Rathbunella alleni</i>	2
93	<i>Oxylebius pictus</i>	2
93	<i>Hippoglossina stomata</i>	2
93	<i>Chitonotus pugetensis</i>	2
93	<i>Citharichthys fragilis</i>	2
93	<i>Pleuronichthys decurrens</i>	2

TABLE 2. (cont.)

Rank	Taxon	Occurrences
93	<i>Lampanyctus steinbecki</i>	2
93	<i>Desmodema lorum</i>	2
93	<i>Scopeloberyx robustus</i>	2
105	<i>Bathylagus milleri</i>	1
105	<i>Citharichthys xanthostigma</i>	1
105	<i>Valenciennellus tripunctulatus</i>	1
105	<i>Xystreuryx liolepis</i>	1
105	<i>Glyptocephalus zachirus</i>	1
105	<i>Symphurus atricaudus</i>	1
105	<i>Argyropelecus lychnus</i>	1
105	<i>Seriola lalandi</i>	1
105	Sternoptychidae	1
105	<i>Isopsetta isolepis</i>	1
105	<i>Eopsetta jordani</i>	1
105	<i>Centrobranchus nigroocellatus</i>	1
105	<i>Zaniolepis frenata</i>	1
105	<i>Xenistius californiensis</i>	1
105	<i>Girella nigricans</i>	1
105	<i>Medialuna californiensis</i>	1
105	<i>Atherinopsis californiensis</i>	1
105	<i>Oneirodes</i> spp.	1
105	<i>Ophidion scrippsae</i>	1
105	<i>Semicossyphus pulcher</i>	1
105	<i>Trachipterus altivelis</i>	1
105	<i>Plectobanchus evides</i>	1
105	<i>Lythrypnus zebra</i>	1
105	<i>Neoclinus stephensae</i>	1
105	<i>Odontopyxis trispinosa</i>	1
105	<i>Hypsoblennius gilberti</i>	1
105	<i>Enophrys bison</i>	1
105	<i>Lythrypnus dalli</i>	1
105	<i>Icelinus quadriseriatus</i>	1
105	<i>Lampanyctus "niger"</i>	1
105	<i>Typhlogobius californiensis</i>	1
105	<i>Lepidocybium flavobrunneum</i>	1
105	<i>Sarda chiliensis</i>	1
105	<i>Scorpaenichthys marmoratus</i>	1
105	<i>Scopelarchus guentheri</i>	1
105	<i>Bathyagonus pentacanthus</i>	1
105	<i>Loweina rara</i>	1
	Total	2149

TABLE 3. Pooled counts of fish larvae taken on CalCOFI cruises in 1996. Counts are adjusted for percent of sample sorted and standard haul factor (see text).

Rank	Taxon	Count
1	<i>Engraulis mordax</i>	22403
2	<i>Vinciguerria lucetia</i>	18200
3	<i>Sardinops sagax</i>	12183
4	<i>Merluccius productus</i>	11489
5	<i>Leuroglossus stilbius</i>	9087
6	<i>Sebastes</i> spp.	7669
7	<i>Stenobranchius leucopsarus</i>	4286
8	<i>Ceratoscopelus townsendi</i>	1824
9	<i>Citharichthys sordidus</i>	1786
10	<i>Trachurus symmetricus</i>	1579
11	<i>Vinciguerria poweriae</i>	1471
12	<i>Cyclothone signata</i>	1387
13	<i>Bathylagus ochotensis</i>	1326
14	<i>Triphoturus mexicanus</i>	1143
15	<i>Protomyctophum crockeri</i>	1118
16	<i>Sebastes jordani</i>	1001
17	<i>Bathylagus wesethi</i>	967
18	<i>Citharichthys stigmaeus</i>	824
19	<i>Diogenichthys atlanticus</i>	798
20	Unidentified fish larvae	774
21	<i>Genyonemus lineatus</i>	769
22	<i>Lampanyctus ritteri</i>	590
23	<i>Lampanyctus</i> spp.	589
24	<i>Symbolophorus californiensis</i>	488
25	<i>Sebastes paucispinis</i>	333
26	<i>Scomber japonicus</i>	270
27	<i>Argentina sialis</i>	265
28	<i>Diaphus</i> spp.	262
29	<i>Parophrys vetulus</i>	257
30	<i>Argyropelecus sladeni</i>	211
31	<i>Sebastes diploproa</i>	208
32	<i>Icelinus quadriseriatus</i>	185
33	<i>Cyclothone acclinidens</i>	182
34	<i>Tetragonurus cuvieri</i>	171
35	<i>Argyropelecus affinis</i>	164
36	<i>Danaphos oculatus</i>	161
37	<i>Lyopsetta exilis</i>	158
38	<i>Oxyjulis californica</i>	153
39	<i>Sternoptyx</i> spp.	149
40	<i>Notoscopelus resplendens</i>	147
41	<i>Chauliodus macouni</i>	144
42	<i>Artedius creaseri</i>	137
43	<i>Lestidiops ringens</i>	136
44	Myctophidae	127
45	<i>Myctophum nitidulum</i>	126
46	<i>Stomias atriventer</i>	120
47	<i>Lampanyctus regalis</i>	118
47	<i>Idiacanthus antrostomus</i>	118

TABLE 3. (cont.)

Rank	Taxon	Count
49	<i>Coryphopterus nicholsii</i>	117
50	<i>Hygophum reinhardtii</i>	116
51	<i>Microstoma</i> spp.	108
51	<i>Melamphaes lugubris</i>	108
53	<i>Melamphaes parvus</i>	99
54	<i>Notolychnus valdiviae</i>	89
55	<i>Paralichthys californicus</i>	87
56	<i>Paralabrax</i> spp.	86
57	<i>Rathbunella alleni</i>	76
58	<i>Chromis punctipinnis</i>	75
59	<i>Lampanyctus</i> "no pectorals"	74
60	<i>Arctozenus risso</i>	71
61	<i>Chitonotus pugetensis</i>	67
61	<i>Hypsoblennius jenkinsi</i>	67
63	<i>Scopelarchus analis</i>	66
63	<i>Chiasmodon niger</i>	66
65	<i>Tarletonbeania crenularis</i>	65
66	<i>Lepidogobius lepidus</i>	64
67	<i>Pleuronichthys verticalis</i>	63
68	<i>Poromitra crassiceps</i>	61
69	<i>Aristostomias scintillans</i>	60
70	<i>Cataetyx rubrirostris</i>	53
71	Stichaeidae	50
72	<i>Nansenia candida</i>	47
72	<i>Zaniolepis latipinnis</i>	47
74	Disintegrated fish larvae	46
74	<i>Artedius lateralis</i>	46
76	<i>Seriphus politus</i>	43
77	<i>Scopelosaurus harryi</i>	40
78	<i>Ichthyococcus irregularis</i>	39
79	<i>Sebastes aurora</i>	37
80	<i>Electrona risso</i>	35
80	<i>Argyropelecus hemigymnus</i>	35
80	<i>Scopelogadus bispinosus</i>	35
83	<i>Melamphaes</i> spp.	34
84	<i>Microstomus pacificus</i>	31
85	<i>Citharichthys</i> spp.	29
86	<i>Tactostoma macropus</i>	28
87	<i>Cololabis saira</i>	26
87	<i>Benthalbella dentata</i>	26
87	<i>Brama japonica</i>	26
87	<i>Icichthys lockingtoni</i>	26
91	<i>Bathylagus pacificus</i>	25
92	<i>Isopsetta isolepis</i>	22
92	<i>Scorpaenichthys marmoratus</i>	22
94	<i>Semicossyphus pulcher</i>	21
95	Stomiiformes	20
96	<i>Oxylebius pictus</i>	15
96	<i>Cyclothone pseudopallida</i>	15
96	<i>Howella</i> spp.	15
96	<i>Pleuronichthys decurrens</i>	15

TABLE 3. (cont.)

Rank	Taxon	Count
96	<i>Gigantactis</i> spp.	15
101	<i>Citharichthys fragilis</i>	14
102	<i>Sphyaena argentea</i>	13
103	<i>Bathyagonus pentacanthus</i>	11
103	<i>Glyptocephalus zachirus</i>	11
103	<i>Seriola lalandi</i>	11
103	<i>Loweina rara</i>	11
103	<i>Sarda chiliensis</i>	11
108	<i>Lampanyctus steinbecki</i>	10
108	<i>Desmodema lorum</i>	10
108	<i>Lythrypnus dalli</i>	10
108	<i>Plectobranthus evides</i>	10
108	<i>Odontopyxis trispinosa</i>	10
108	<i>Scopeloberyx robustus</i>	10
108	<i>Lampadena urophaos</i>	10
108	<i>Zaniolepis frenata</i>	10
116	<i>Atherinopsis californiensis</i>	9
116	<i>Neoclinus stephensae</i>	9
116	<i>Xenistius californiensis</i>	9
119	Paralepididae	8
120	<i>Hippoglossina stomata</i>	7
121	<i>Eopsetta jordani</i>	5
121	<i>Scopelarchus guentheri</i>	5
121	<i>Bathylagus milleri</i>	5
121	<i>Oneirodes</i> spp.	5
121	<i>Xystreurys liolepis</i>	5
121	<i>Citharichthys xanthostigma</i>	5
121	<i>Trachipterus altivelis</i>	5
121	<i>Lampanyctus</i> "niger"	5
121	<i>Valenciennellus tripunctulatus</i>	5
121	<i>Centrobranchus nigroocellatus</i>	5
121	Sternoptychidae	5
121	<i>Argyropelecus lychnus</i>	5
121	<i>Typhlogobius californiensis</i>	5
121	<i>Lepidocybium flavobrunneum</i>	5
121	<i>Girella nigricans</i>	5
121	<i>Medialuna californiensis</i>	5
137	<i>Ophidion scrippsae</i>	4
137	<i>Enophris bison</i>	4
137	<i>Lythrypnus zebra</i>	4
137	<i>Symphurus atricaudus</i>	4
137	<i>Hypsoblennius gilberti</i>	4
	Total	111006

TABLE 4. Number of fish larvae taken at stations occupied on CalCOFI cruises in 1996. Counts are adjusted for percent of sample sorted and standard haul factor (see text). Unoccupied stations are indicated by a dash.

Station	<i>Sardinops sagax</i>											
	Jan.	Feb.	Mar.	Apr.	May	June	July	Aug.	Sep.	Oct.	Nov.	Dec.
76.7	55.0	-	-	14.7	-	-	-	-	-	-	-	-
80.0	51.0	324.1	-	-	-	-	-	-	-	-	-	-
80.0	70.0	-	-	66.2	-	-	-	-	-	-	-	-
81.8	46.9	442.0	-	-	-	-	-	-	-	-	-	-
83.3	42.0	78.9	-	10.7	-	-	-	-	-	-	-	-
83.3	51.0	63.6	-	-	-	-	-	-	-	-	-	-
83.3	55.0	566.5	-	172.2	-	-	-	-	-	-	-	-
83.3	60.0	123.7	-	-	-	-	-	-	-	-	-	-
83.3	70.0	-	-	412.0	-	-	-	-	-	-	-	-
83.3	100.0	5.1	-	-	-	-	-	-	-	-	-	-
86.7	33.0	28.1	-	-	-	-	-	-	-	-	-	-
86.7	35.0	120.1	-	9.4	-	-	-	-	-	-	-	-
86.7	40.0	65.6	-	10.2	-	-	-	-	-	-	-	-
86.7	45.0	46.3	-	-	-	-	-	-	-	-	-	-
86.7	50.0	20.6	-	-	-	-	-	-	-	-	-	-
86.7	55.0	166.6	-	88.7	-	-	-	-	-	-	-	-
86.7	60.0	-	-	33.8	-	-	-	-	-	-	-	-
86.7	70.0	-	-	67.3	-	-	-	-	-	-	-	-
86.7	80.0	-	-	361.6	-	-	-	-	-	-	-	-
86.7	90.0	-	-	5.4	-	-	-	-	-	-	-	-
86.7	100.0	-	-	9.6	-	-	-	-	-	-	-	-
90.0	28.0	5.1	-	-	-	-	-	-	-	-	-	-
90.0	30.0	52.0	-	41.7	-	-	-	-	-	-	-	-
90.0	35.0	534.6	-	-	-	-	-	-	-	-	-	-
90.0	37.0	175.8	-	-	-	-	-	-	-	-	-	-
90.0	45.0	-	-	224.6	-	-	-	-	-	-	-	-

TABLE 4. (cont.)

		<i>Sardinops sagax</i> (cont.)											
Station	Jan.	Feb.	Mar.	Apr.	May	June	July	Aug.	Sep.	Oct.	Nov.	Dec.	
90.0	53.0	15.5	-	-	-	-	-	-	-	-	-	-	
90.0	60.0	30.2	-	-	-	-	-	-	-	-	-	-	
90.0	70.0	-	-	1918.1	-	-	-	-	-	-	-	-	
90.0	80.0	-	-	240.6	-	-	-	-	-	-	-	-	
90.0	120.0	-	-	5.1	-	-	-	-	-	-	-	-	
93.3	30.0	5.3	-	1667.5	-	-	-	-	-	-	-	-	
93.3	35.0	63.0	-	700.6	-	-	-	-	-	-	-	-	
93.3	40.0	-	-	827.0	-	-	-	-	-	-	-	-	
93.3	45.0	-	-	325.1	-	-	-	-	-	-	-	-	
93.3	50.0	-	-	1370.1	-	-	-	-	-	-	-	-	
93.3	55.0	-	-	266.8	-	-	-	-	-	-	-	-	
93.3	60.0	-	-	89.8	-	-	-	-	-	-	-	-	
93.3	70.0	-	-	47.1	-	-	-	-	-	-	-	-	
93.3	80.0	-	-	256.4	-	-	-	-	-	-	-	-	
93.3	120.0	-	-	4.9	-	-	-	-	-	-	-	-	
		<i>Engraulis mordax</i>											
Station	Jan.	Feb.	Mar.	Apr.	May	June	July	Aug.	Sep.	Oct.	Nov.	Dec.	
76.7	49.0	73.2	-	-	18.6	-	-	-	-	-	14.6	-	
76.7	51.0	472.1	-	-	52.8	-	-	-	-	-	10.3	-	
76.7	55.0	110.7	-	219.8	-	-	-	20.1	-	-	62.9	-	
76.7	60.0	236.4	-	11.1	-	-	-	-	-	-	11.9	-	
76.7	70.0	10.1	-	-	-	-	-	-	-	65.4	-	-	
80.0	51.0	833.4	-	5.0	-	-	-	34.0	-	47.2	-	-	
80.0	55.0	16.1	-	10.0	-	-	-	-	-	32.8	-	-	
80.0	60.0	28.6	-	19.4	-	-	-	-	-	48.1	-	-	
80.0	80.0	-	-	9.8	-	-	-	-	-	-	-	-	
81.8	46.9	4042.6	-	30.1	-	-	-	15.6	-	102.8	-	-	
83.3	40.6	295.4	-	18.0	-	-	-	7.9	-	95.4	-	-	
83.3	42.0	1362.3	-	-	-	-	-	72.3	-	96.2	-	-	
83.3	51.0	233.2	-	-	-	-	-	129.9	-	31.3	-	-	

TABLE 4. (cont.)

Station	<i>Engraulis mordax</i> (cont.)											
	Jan.	Feb.	Mar.	Apr.	May	June	July	Aug.	Sep.	Oct.	Nov.	Dec.
83.3 55.0	-	136.4	-	32.3	-	-	-	-	-	-	-	-
83.3 60.0	-	195.9	-	-	-	-	-	-	-	-	-	-
83.3 70.0	-	20.2	-	80.1	-	-	-	-	-	-	-	-
83.3 100.0	-	5.1	-	-	-	-	-	-	-	-	-	-
86.7 33.0	-	280.8	-	55.3	-	-	-	73.1	-	12.2	-	-
86.7 35.0	-	3272.9	-	600.2	-	-	-	182.9	-	19.9	-	-
86.7 40.0	-	2368.4	-	194.1	-	-	-	19.5	-	-	-	-
86.7 45.0	-	524.3	-	656.4	-	-	-	5.3	-	-	-	-
86.7 50.0	-	132.2	-	136.3	-	-	-	7.5	-	-	-	-
86.7 55.0	-	133.3	-	33.3	-	-	-	-	-	-	-	-
86.7 60.0	-	220.2	-	33.8	-	-	-	-	-	-	-	-
86.7 70.0	-	28.3	-	-	-	-	-	9.6	-	-	-	-
86.7 80.0	-	-	-	97.0	-	-	-	-	-	-	-	-
86.7 110.0	-	4.9	-	-	-	-	-	-	-	-	-	-
90.0 28.0	-	258.1	-	147.3	-	-	-	13.0	-	4.0	-	-
90.0 30.0	-	384.8	-	78.2	-	-	-	5.3	-	-	-	-
90.0 35.0	-	756.0	-	117.9	-	-	-	21.1	-	5.1	-	-
90.0 37.0	-	103.4	-	44.3	-	-	-	-	-	-	-	-
90.0 45.0	-	-	-	19.5	-	-	-	-	-	-	-	-
90.0 53.0	-	56.7	-	-	-	-	-	-	-	-	-	-
90.0 60.0	-	377.3	-	-	-	-	-	-	-	-	-	-
90.0 70.0	-	-	-	41.4	-	-	-	-	-	5.4	-	-
93.3 26.7	45.2	-	-	375.2	-	-	-	-	-	-	-	-
93.3 28.0	218.6	-	-	253.0	-	-	-	-	-	-	-	-
93.3 30.0	110.9	-	-	23.2	-	-	-	21.3	-	5.1	-	-
93.3 35.0	36.8	-	-	60.5	-	-	-	9.6	-	-	-	-
93.3 40.0	-	-	-	171.8	-	-	-	-	-	-	-	-
93.3 45.0	-	-	-	5.1	-	-	-	-	-	-	-	-
93.3 50.0	8.6	-	-	36.2	-	-	-	-	-	-	-	-
93.3 55.0	-	-	-	4.8	-	-	-	-	-	-	-	-

TABLE 4. (cont.)

		<i>Engraulis mordax</i> (cont.)											
Station	Jan.	Feb.	Mar.	Apr.	May	June	July	Aug.	Sep.	Oct.	Nov.	Dec.	
93.3 60.0	4.8	-	-	-	-	-	-	-	-	-	-	-	
		<i>Argentina siatis</i>											
Station	Jan.	Feb.	Mar.	Apr.	May	June	July	Aug.	Sep.	Oct.	Nov.	Dec.	
76.7 49.0	-	-	-	-	-	-	-	-	-	-	4.9	-	
76.7 51.0	-	-	-	-	-	-	-	-	-	-	61.6	-	
76.7 55.0	-	11.1	-	-	-	-	-	-	-	-	-	-	
76.7 60.0	-	10.3	-	-	-	-	-	-	-	-	-	-	
80.0 51.0	-	-	-	-	-	-	-	-	-	3.9	-	-	
80.0 55.0	-	-	-	-	-	-	-	-	-	32.8	-	-	
80.0 60.0	-	-	-	-	-	-	-	-	-	9.6	-	-	
81.8 46.9	-	32.3	-	-	-	-	-	5.2	-	5.1	-	-	
86.7 40.0	-	5.0	-	-	-	-	-	-	-	-	-	-	
86.7 45.0	-	-	-	10.9	-	-	-	-	-	-	-	-	
86.7 50.0	-	-	-	10.5	-	-	-	-	-	-	-	-	
86.7 55.0	-	4.8	-	-	-	-	-	-	-	-	-	-	
86.7 80.0	-	-	-	8.8	-	-	-	-	-	-	-	-	
86.7 90.0	-	-	-	10.7	-	-	-	-	-	-	-	-	
86.7 100.0	-	-	-	9.6	-	-	-	-	-	-	-	-	
90.0 35.0	-	27.0	-	-	-	-	-	-	-	-	-	-	
		<i>Microstoma</i> spp.											
Station	Jan.	Feb.	Mar.	Apr.	May	June	July	Aug.	Sep.	Oct.	Nov.	Dec.	
76.7 70.0	-	-	-	-	-	-	-	10.2	-	-	-	-	
80.0 60.0	-	4.8	-	9.7	-	-	-	-	-	-	-	-	
80.0 70.0	-	10.5	-	-	-	-	-	-	-	4.6	-	-	
80.0 80.0	-	-	-	-	-	-	-	-	-	-	-	-	
80.0 100.0	-	-	-	10.5	-	-	-	-	-	-	-	-	
83.3 70.0	-	-	-	22.9	-	-	-	-	-	-	-	-	
86.7 70.0	-	4.7	-	-	-	-	-	-	-	-	-	-	
86.7 80.0	-	5.4	-	-	-	-	-	-	-	-	-	-	
86.7 100.0	-	-	-	-	-	-	-	4.5	-	-	-	-	
90.0 45.0	-	5.2	-	-	-	-	-	-	-	-	-	-	

TABLE 4. (cont.)

		<i>Microstoma</i> spp. (cont.)											
Station	Jan.	Feb.	Mar.	Apr.	May	June	July	Aug.	Sep.	Oct.	Nov.	Dec.	
90.0	53.0	5.2	-	-	-	-	-	-	-	-	-	-	
90.0	60.0	-	-	-	-	-	-	5.4	-	-	-	-	
93.3	60.0	-	-	5.0	-	-	-	-	-	-	-	-	
<i>Nansenia candida</i>													
Station	Jan.	Feb.	Mar.	Apr.	May	June	July	Aug.	Sep.	Oct.	Nov.	Dec.	
76.7	70.0	-	-	5.5	-	-	-	-	-	-	-	-	
76.7	80.0	-	-	19.9	-	-	-	-	-	-	-	-	
76.7	90.0	-	-	5.3	-	-	-	-	-	-	-	-	
86.7	70.0	-	-	5.6	-	-	-	-	-	-	-	-	
90.0	80.0	-	-	5.2	-	-	-	-	-	-	-	-	
93.3	60.0	-	-	5.0	-	-	-	-	-	-	-	-	
<i>Bathylagus milleri</i>													
Station	Jan.	Feb.	Mar.	Apr.	May	June	July	Aug.	Sep.	Oct.	Nov.	Dec.	
93.3	40.0	5.3	-	-	-	-	-	-	-	-	-	-	
<i>Bathylagus ochotensis</i>													
Station	Jan.	Feb.	Mar.	Apr.	May	June	July	Aug.	Sep.	Oct.	Nov.	Dec.	
76.7	51.0	22.5	-	-	21.1	-	-	-	-	-	-	-	
76.7	55.0	99.6	-	58.6	-	-	-	-	-	-	-	-	
76.7	60.0	164.5	-	55.6	-	-	-	-	-	-	-	-	
76.7	70.0	10.1	-	-	-	-	-	-	-	-	-	-	
76.7	80.0	-	-	-	-	-	-	-	-	4.7	-	-	
76.7	100.0	-	-	5.1	-	-	-	-	-	-	-	-	
80.0	55.0	37.6	-	20.1	-	-	-	-	-	-	-	-	
80.0	60.0	23.8	-	9.7	-	-	-	-	-	-	-	-	
80.0	70.0	21.0	-	-	-	-	-	-	-	-	-	-	
80.0	80.0	-	-	-	-	-	-	-	-	-	-	-	
80.0	90.0	4.8	-	-	-	-	-	-	-	4.6	-	-	
83.3	51.0	8.5	-	-	-	-	-	-	-	-	-	-	
83.3	55.0	31.5	-	10.8	-	-	-	-	-	-	-	-	
83.3	60.0	41.2	-	-	-	-	-	-	-	-	-	-	
83.3	70.0	15.1	-	11.4	-	-	-	-	-	-	-	-	

TABLE 4. (cont.)

Station	<i>Bathylagus ochotensis</i> (cont.)											
	Jan.	Feb.	Mar.	Apr.	May	June	July	Aug.	Sep.	Oct.	Nov.	Dec.
83.3 90.0	-	4.9	-	-	-	-	-	-	-	-	-	-
83.3 100.0	-	5.1	-	-	-	-	-	-	-	-	-	-
86.7 40.0	-	40.4	-	10.2	-	-	-	-	-	-	-	-
86.7 45.0	-	30.8	-	-	-	-	-	-	-	-	-	-
86.7 55.0	-	19.0	-	22.2	-	-	-	-	-	-	-	-
86.7 60.0	-	32.2	-	-	-	-	-	-	-	-	-	-
86.7 70.0	-	9.4	-	5.6	-	-	-	-	-	-	-	-
86.7 80.0	-	21.5	-	35.3	-	-	-	-	-	-	-	-
86.7 110.0	-	14.8	-	-	-	-	-	-	-	-	-	-
90.0 35.0	-	54.0	-	10.7	-	-	-	-	-	-	-	-
90.0 37.0	-	36.2	-	-	-	-	-	-	-	-	-	-
90.0 45.0	-	41.4	-	-	-	-	-	-	-	-	-	-
90.0 53.0	-	20.6	-	-	-	-	-	-	-	-	-	-
90.0 60.0	-	60.4	-	-	-	-	-	-	-	-	-	-
90.0 70.0	-	-	-	15.5	-	-	-	-	-	-	-	-
90.0 100.0	-	10.0	-	-	-	-	-	-	-	-	-	-
93.3 28.0	-	-	-	5.1	-	-	-	-	-	-	-	-
93.3 30.0	-	-	-	23.2	-	-	-	-	-	-	-	-
93.3 35.0	-	-	-	10.1	-	-	-	-	-	-	-	-
93.3 40.0	-	-	-	10.7	-	-	-	-	-	-	-	-
93.3 45.0	5.5	-	-	40.6	-	-	-	-	-	-	-	-
93.3 50.0	-	-	-	10.3	-	-	-	-	-	-	-	-
93.3 55.0	15.2	-	-	19.4	-	-	-	-	-	-	-	-
93.3 70.0	-	-	-	5.2	-	-	-	-	-	-	-	-
<i>Bathylagus pacificus</i>												
Station	Jan.	Feb.	Mar.	Apr.	May	June	July	Aug.	Sep.	Oct.	Nov.	Dec.
76.7 90.0	-	-	-	5.3	-	-	-	-	-	-	-	-
86.7 55.0	-	4.8	-	-	-	-	-	-	-	-	-	-
90.0 45.0	-	-	-	-	-	-	-	4.9	-	-	-	-
93.3 80.0	-	-	-	-	-	-	-	-	-	4.7	-	-
93.3 90.0	-	-	-	5.4	-	-	-	-	-	-	-	-

TABLE 4. (cont.)

Station	<i>Bathylagus wesethi</i>											
	Jan.	Feb.	Mar.	Apr.	May	June	July	Aug.	Sep.	Oct.	Nov.	Dec.
76.7 70.0	-	-	-	5.5	-	-	-	-	-	-	-	-
76.7 80.0	-	-	-	54.7	-	-	-	10.1	-	-	-	-
76.7 90.0	-	-	-	63.2	-	-	-	10.6	-	-	-	-
76.7 100.0	-	4.9	-	10.3	-	-	-	-	-	-	-	-
80.0 80.0	-	-	-	14.7	-	-	-	-	-	-	-	-
80.0 90.0	-	-	-	5.2	-	-	-	4.8	-	5.2	-	-
83.3 70.0	-	-	-	-	-	-	-	5.2	-	-	-	-
83.3 90.0	-	-	-	-	-	-	-	13.5	-	4.7	-	-
83.3 100.0	-	-	-	-	-	-	-	4.5	-	9.0	-	-
83.3 110.0	-	-	-	5.0	-	-	-	-	-	-	-	-
86.7 70.0	-	-	-	-	-	-	-	19.1	-	-	-	-
86.7 90.0	-	-	-	10.7	-	-	-	14.3	-	-	-	-
86.7 100.0	-	-	-	-	-	-	-	13.5	-	5.3	-	-
86.7 110.0	-	-	-	15.1	-	-	-	-	-	4.9	-	-
90.0 60.0	-	-	-	-	-	-	-	16.2	-	-	-	-
90.0 70.0	-	-	-	-	-	-	-	33.5	-	-	-	-
90.0 80.0	-	-	-	5.2	-	-	-	5.1	-	37.2	-	-
90.0 90.0	-	-	-	5.0	-	-	-	88.9	-	34.7	-	-
90.0 110.0	-	5.0	-	4.7	-	-	-	9.6	-	18.6	-	-
90.0 120.0	-	-	-	5.1	-	-	-	-	-	-	-	-
93.3 35.0	5.3	-	-	-	-	-	-	-	-	-	-	-
93.3 45.0	-	-	-	-	-	-	-	-	-	5.2	-	-
93.3 55.0	-	-	-	-	-	-	-	10.0	-	-	-	-
93.3 60.0	-	-	-	15.0	-	-	-	9.3	-	5.2	-	-
93.3 70.0	-	-	-	10.5	-	-	-	155.8	-	-	-	-
93.3 80.0	-	-	-	9.9	-	-	-	-	-	4.7	-	-
93.3 90.0	-	-	-	5.4	-	-	-	5.3	-	64.3	-	-
93.3 100.0	-	10.1	-	-	-	-	-	52.7	-	-	-	-
93.3 110.0	-	-	-	9.8	-	-	-	-	-	-	-	-
93.3 120.0	-	-	-	4.9	-	-	-	-	-	-	-	-

TABLE 4. (cont.)

Station	<i>Leuroglossus stibius</i>											
	Jan.	Feb.	Mar.	Apr.	May	June	July	Aug.	Sep.	Oct.	Nov.	Dec.
76.7 51.0	-	22.5	-	-	31.7	-	-	-	-	-	-	-
76.7 55.0	-	254.5	-	102.6	-	-	-	-	-	-	-	-
76.7 60.0	-	400.9	-	22.3	-	-	10.6	-	-	-	-	-
76.7 70.0	-	60.4	-	-	-	-	-	-	10.9	-	-	-
76.7 80.0	-	19.7	-	-	-	-	-	-	-	-	-	-
80.0 51.0	-	-	-	-	-	-	-	-	3.9	-	-	-
80.0 55.0	-	257.8	-	70.3	-	-	-	-	10.9	-	-	-
80.0 60.0	-	23.8	-	9.7	-	-	-	-	-	-	-	-
81.8 46.9	-	495.9	-	70.1	-	-	-	-	41.1	-	-	-
83.3 42.0	-	26.3	-	-	-	-	-	-	-	-	-	-
83.3 51.0	-	12.7	-	-	-	-	-	-	-	-	-	-
83.3 55.0	-	514.0	-	96.8	-	-	-	-	-	-	-	-
83.3 60.0	-	360.8	-	-	-	-	-	-	-	-	-	-
83.3 70.0	-	35.4	-	34.3	-	-	-	-	-	-	-	-
83.3 100.0	-	5.1	-	-	-	-	-	-	-	-	-	-
86.7 35.0	-	553.3	-	140.7	-	-	-	-	-	-	-	-
86.7 40.0	-	707.0	-	163.4	-	-	9.8	-	-	-	-	-
86.7 45.0	-	241.6	-	262.6	-	-	-	-	-	-	-	-
86.7 50.0	-	4.1	-	-	-	-	-	-	-	-	-	-
86.7 55.0	-	109.5	-	77.6	-	-	-	-	-	-	-	-
86.7 60.0	-	37.6	-	67.5	-	-	-	-	-	-	-	-
86.7 70.0	-	51.8	-	-	-	-	9.6	-	-	-	-	-
86.7 80.0	-	-	-	26.5	-	-	-	-	-	-	-	-
86.7 110.0	-	4.9	-	-	-	-	-	-	-	-	-	-
90.0 28.0	-	-	-	5.3	-	-	-	-	-	-	-	-
90.0 30.0	-	530.4	-	36.5	-	-	-	-	-	-	-	-
90.0 35.0	-	1431.0	-	21.4	-	-	-	-	-	-	-	-
90.0 37.0	-	315.4	-	33.3	-	-	-	-	-	-	-	-
90.0 45.0	-	15.5	-	19.5	-	-	-	-	-	-	-	-
90.0 53.0	-	108.2	-	-	-	-	-	-	-	-	-	-

TABLE 4. (cont.)

		<i>Leuroglossus stibius</i> (cont.)											
Station	Jan.	Feb.	Mar.	Apr.	May	June	July	Aug.	Sep.	Oct.	Nov.	Dec.	
90.0 60.0	-	125.8	-	-	-	-	-	-	-	-	-	-	
90.0 70.0	-	-	-	20.7	-	-	-	-	-	-	-	-	
90.0 90.0	-	4.9	-	-	-	-	-	-	-	-	-	-	
90.0 120.0	-	5.0	-	-	-	-	-	-	-	-	-	-	
93.3 28.0	59.6	-	-	101.2	-	-	-	-	-	-	-	-	
93.3 30.0	26.4	-	-	110.0	-	-	-	-	-	-	-	-	
93.3 35.0	47.3	-	-	65.5	-	-	-	-	-	-	-	-	
93.3 40.0	-	-	-	182.6	-	-	-	22.1	-	-	-	-	
93.3 45.0	-	-	-	116.8	-	-	-	-	-	-	-	-	
93.3 50.0	-	-	-	103.4	-	-	-	-	-	-	-	-	
93.3 55.0	10.1	-	-	48.5	-	-	-	-	-	-	-	-	
93.3 60.0	-	-	-	15.0	-	-	-	-	-	-	-	-	
93.3 70.0	-	-	-	20.9	-	-	-	-	-	-	-	-	
93.3 80.0	-	-	-	9.9	-	-	-	-	-	-	-	-	
Stomiiformes													
Station	Jan.	Feb.	Mar.	Apr.	May	June	July	Aug.	Sep.	Oct.	Nov.	Dec.	
80.0 80.0	-	-	-	4.9	-	-	-	-	-	-	-	-	
83.3 110.0	-	-	-	5.0	-	-	-	-	-	-	-	-	
90.0 120.0	-	10.0	-	-	-	-	-	-	-	-	-	-	
Cyathoidei													
Station	Jan.	Feb.	Mar.	Apr.	May	June	July	Aug.	Sep.	Oct.	Nov.	Dec.	
76.7 100.0	-	-	-	-	-	-	-	9.1	-	-	-	-	
80.0 80.0	-	-	-	4.9	-	-	-	-	-	-	-	-	
80.0 90.0	-	-	-	10.4	-	-	-	-	-	-	-	-	
86.7 110.0	-	-	-	10.1	-	-	-	-	-	-	-	-	
90.0 70.0	-	5.0	-	-	-	-	-	-	-	-	-	-	
90.0 90.0	-	-	-	-	-	-	-	-	-	5.0	-	-	
90.0 110.0	-	5.0	-	9.4	-	-	-	19.1	-	9.3	-	-	
93.3 80.0	-	-	-	-	-	-	-	-	-	4.7	-	-	
93.3 90.0	-	-	-	-	-	-	-	-	-	13.8	-	-	
93.3 100.0	-	5.1	-	-	-	-	-	19.2	-	4.7	-	-	

TABLE 4. (cont.)

Station	<i>Cyclothone acclinidens</i> (cont.)											
	Jan.	Feb.	Mar.	Apr.	May	June	July	Aug.	Sep.	Oct.	Nov.	Dec.
93.3 110.0	-	4.8	-	9.8	-	-	-	5.4	-	8.9	-	-
93.3 120.0	-	-	-	-	-	-	-	-	-	19.0	-	-
Station	<i>Cyclothone pseudopallida</i>											
	Jan.	Feb.	Mar.	Apr.	May	June	July	Aug.	Sep.	Oct.	Nov.	Dec.
	76.7 80.0	-	-	5.0	5.0	-	-	-	-	-	-	-
86.7 110.0	-	-	-	5.0	-	-	-	-	-	-	-	-
90.0 70.0	-	-	-	-	-	-	-	4.8	-	-	-	-
Station	<i>Cyclothone signata</i>											
	Jan.	Feb.	Mar.	Apr.	May	June	July	Aug.	Sep.	Oct.	Nov.	Dec.
	76.7 70.0	-	5.0	-	-	-	-	-	-	-	-	-
	76.7 80.0	-	-	-	29.8	-	-	10.1	-	-	-	-
	76.7 90.0	-	30.8	-	26.3	-	-	10.6	-	-	-	-
	76.7 100.0	-	34.4	-	5.1	-	-	32.0	-	4.9	-	-
	80.0 70.0	-	-	-	-	-	-	12.0	-	-	-	-
	80.0 80.0	-	5.5	-	29.4	-	-	5.2	-	9.1	-	-
	80.0 90.0	-	4.8	-	15.6	-	-	4.8	-	15.6	-	-
	80.0 100.0	-	-	-	5.3	-	-	4.7	-	-	-	-
	83.3 55.0	-	-	-	10.8	-	-	-	-	-	-	-
	83.3 60.0	-	10.3	-	-	-	-	10.3	-	-	-	-
	83.3 70.0	-	-	-	-	-	-	5.2	-	-	-	-
	83.3 80.0	-	23.5	-	-	-	-	10.5	-	5.0	-	-
	83.3 90.0	-	-	-	-	-	-	22.5	-	18.6	-	-
	83.3 100.0	-	-	-	-	-	-	18.0	-	-	-	-
83.3 110.0	-	-	-	40.2	-	-	-	-	4.8	-	-	
86.7 70.0	-	-	-	5.6	-	-	-	-	-	-	-	
86.7 90.0	-	-	-	-	-	-	-	-	5.0	-	-	
86.7 100.0	-	-	-	14.4	-	-	-	-	-	-	-	
86.7 110.0	-	-	-	30.2	-	-	4.7	-	-	-	-	
90.0 45.0	-	5.2	-	-	-	-	-	-	-	-	-	
90.0 70.0	-	55.1	-	-	-	-	14.4	-	10.8	-	-	
90.0 80.0	-	20.6	-	-	-	-	-	-	-	-	-	

TABLE 4. (cont.)

		<i>Cyclothone signata</i> (cont.)											
Station	Jan.	Feb.	Mar.	Apr.	May	June	July	Aug.	Sep.	Oct.	Nov.	Dec.	
90.0 90.0	-	-	-	89.6	-	-	-	10.5	-	24.8	-	-	
90.0 100.0	-	-	-	46.6	-	-	-	31.3	-	19.2	-	-	
90.0 110.0	-	15.1	-	9.4	-	-	-	52.6	-	27.9	-	-	
90.0 120.0	-	10.0	-	20.5	-	-	-	34.4	-	9.4	-	-	
93.3 60.0	-	-	-	10.0	-	-	-	4.7	-	-	-	-	
93.3 70.0	-	-	-	10.5	-	-	-	9.7	-	-	-	-	
93.3 80.0	-	26.0	-	4.9	-	-	-	-	-	4.7	-	-	
93.3 90.0	-	-	-	5.4	-	-	-	5.3	-	4.6	-	-	
93.3 100.0	-	5.1	-	15.1	-	-	-	57.5	-	9.3	-	-	
93.3 110.0	-	62.4	-	-	-	-	-	32.5	-	4.5	-	-	
93.3 120.0	-	-	-	4.9	-	-	-	30.9	-	33.3	-	-	
Sternoptychidae													
Station	Jan.	Feb.	Mar.	Apr.	May	June	July	Aug.	Sep.	Oct.	Nov.	Dec.	
86.7 70.0	-	4.7	-	-	-	-	-	-	-	-	-	-	
<i>Argyropelecus affinis</i>													
Station	Jan.	Feb.	Mar.	Apr.	May	June	July	Aug.	Sep.	Oct.	Nov.	Dec.	
76.7 80.0	-	9.8	-	9.9	-	-	-	-	-	-	-	-	
76.7 90.0	-	-	-	5.3	-	-	-	-	-	-	-	-	
76.7 100.0	-	-	-	-	-	-	-	4.6	-	-	-	-	
80.0 80.0	-	-	-	-	-	-	-	10.4	-	-	-	-	
80.0 90.0	-	-	-	-	-	-	-	4.8	-	-	-	-	
83.3 80.0	-	4.7	-	-	-	-	-	-	-	5.0	-	-	
86.7 70.0	-	-	-	-	-	-	-	9.6	-	-	-	-	
86.7 90.0	-	-	-	5.4	-	-	-	-	-	-	-	-	
86.7 100.0	-	-	-	9.6	-	-	-	-	-	-	-	-	
90.0 45.0	-	5.2	-	-	-	-	-	-	-	-	-	-	
90.0 80.0	-	-	-	5.2	-	-	-	-	-	-	-	-	
90.0 100.0	-	-	-	10.4	-	-	-	-	-	5.3	-	-	
90.0 110.0	-	10.1	-	-	-	-	-	-	-	-	-	-	
90.0 120.0	-	-	-	5.1	-	-	-	-	-	-	-	-	
93.3 70.0	-	-	-	5.2	-	-	-	9.7	-	-	-	-	

TABLE 4. (cont.)

		<i>Argyropelecus affinis</i> (cont.)											
Station	Jan.	Feb.	Mar.	Apr.	May	June	July	Aug.	Sep.	Oct.	Nov.	Dec.	
93.3 80.0	-	-	-	14.8	-	-	-	-	-	9.3	-	-	
93.3 90.0	-	5.1	-	-	-	-	-	-	-	-	-	-	
		<i>Argyropelecus hemigymnus</i>											
Station	Jan.	Feb.	Mar.	Apr.	May	June	July	Aug.	Sep.	Oct.	Nov.	Dec.	
76.7 90.0	-	-	-	-	-	-	-	-	-	5.4	-	-	
80.0 80.0	-	-	-	4.9	-	-	-	-	-	4.6	-	-	
80.0 90.0	-	-	-	5.2	-	-	-	-	-	-	-	-	
83.3 80.0	-	-	-	-	-	-	-	-	-	5.0	-	-	
90.0 90.0	-	-	-	5.0	-	-	-	-	-	-	-	-	
93.3 35.0	-	-	-	5.0	-	-	-	-	-	-	-	-	
		<i>Argyropelecus lychinus</i>											
Station	Jan.	Feb.	Mar.	Apr.	May	June	July	Aug.	Sep.	Oct.	Nov.	Dec.	
93.3 45.0	-	-	-	5.1	-	-	-	-	-	-	-	-	
		<i>Argyropelecus sladeni</i>											
Station	Jan.	Feb.	Mar.	Apr.	May	June	July	Aug.	Sep.	Oct.	Nov.	Dec.	
76.7 55.0	-	-	-	14.7	-	-	-	-	-	-	-	-	
76.7 60.0	-	10.3	-	-	-	-	-	-	-	-	-	-	
76.7 70.0	-	5.0	-	-	-	-	-	-	-	10.9	-	-	
76.7 80.0	-	-	-	5.0	-	-	-	-	-	-	-	-	
76.7 90.0	-	10.3	-	-	-	-	-	-	-	-	-	-	
80.0 55.0	-	5.4	-	-	-	-	-	-	-	-	-	-	
80.0 60.0	-	-	-	-	-	-	-	-	-	9.6	-	-	
80.0 80.0	-	-	-	4.9	-	-	-	-	-	9.1	-	-	
80.0 90.0	-	-	-	5.2	-	-	-	-	-	-	-	-	
80.0 100.0	-	-	-	11.4	-	-	-	4.7	-	-	-	-	
83.3 70.0	-	-	-	-	-	-	-	-	-	-	-	-	
90.0 35.0	-	-	-	-	-	-	-	-	-	5.1	-	-	
90.0 37.0	-	5.2	-	-	-	-	-	-	-	-	-	-	
90.0 45.0	-	5.2	-	-	-	-	-	-	-	-	-	-	
90.0 70.0	-	-	-	-	-	-	-	4.8	-	-	-	-	
90.0 80.0	-	5.1	-	-	-	-	-	-	-	-	-	-	

TABLE 4. (cont.)

<i>Argyroleleucus stadeni</i> (cont.)												
Station	Jan.	Feb.	Mar.	Apr.	May	June	July	Aug.	Sep.	Oct.	Nov.	Dec.
90.0	9.8	-	-	-	-	-	-	5.2	-	-	-	-
90.0	-	-	-	-	-	-	-	-	-	9.6	-	-
90.0	5.0	-	-	-	-	-	-	4.9	-	-	-	-
93.3	5.3	-	-	-	-	-	-	-	-	-	-	-
93.3	-	-	-	5.1	-	-	-	-	-	-	-	-
93.3	-	-	-	5.0	-	-	-	-	-	-	-	-
93.3	-	-	-	5.2	-	-	-	4.9	-	-	-	-
93.3	-	-	-	-	-	-	-	-	-	4.7	-	-
93.3	-	-	-	-	-	-	-	-	-	4.6	-	-
93.3	-	-	-	-	-	-	-	9.6	-	-	-	-
<i>Danaphos oculatus</i>												
Station	Jan.	Feb.	Mar.	Apr.	May	June	July	Aug.	Sep.	Oct.	Nov.	Dec.
76.7	70.0	5.0	-	-	-	-	-	-	-	-	-	-
80.0	80.0	-	-	4.9	-	-	-	-	-	-	-	-
80.0	90.0	4.8	-	-	-	-	-	-	-	-	-	-
81.8	46.9	-	-	10.0	-	-	-	-	-	-	-	-
83.3	80.0	-	-	-	-	-	-	10.5	-	5.0	-	-
86.7	55.0	-	-	11.1	-	-	-	-	-	-	-	-
86.7	60.0	-	-	-	-	-	-	-	-	9.9	-	-
86.7	70.0	-	-	-	-	-	-	-	-	11.5	-	-
86.7	80.0	5.4	-	8.8	-	-	-	-	-	-	-	-
86.7	110.0	-	-	5.0	-	-	-	-	-	-	-	-
90.0	30.0	10.4	-	-	-	-	-	-	-	-	-	-
90.0	53.0	5.2	-	-	-	-	-	-	-	-	-	-
90.0	80.0	5.1	-	5.2	-	-	-	-	-	5.3	-	-
90.0	90.0	-	-	5.0	-	-	-	-	-	-	-	-
90.0	100.0	-	-	-	-	-	-	5.2	-	-	-	-
90.0	120.0	5.0	-	-	-	-	-	-	-	-	-	-
93.3	70.0	-	-	5.2	-	-	-	-	-	-	-	-
93.3	110.0	19.2	-	-	-	-	-	-	-	-	-	-

TABLE 4. (cont.)

		<i>Sternoptyx</i> spp.											
Station	Jan.	Feb.	Mar.	Apr.	May	June	July	Aug.	Sep.	Oct.	Nov.	Dec.	
76.7 55.0	-	-	-	-	-	-	-	10.1	-	-	-	-	
76.7 90.0	-	5.1	-	-	-	-	-	-	-	-	-	-	
76.7 100.0	-	-	-	-	-	-	-	9.1	-	-	-	-	
80.0 80.0	-	-	-	4.9	-	-	-	5.2	-	-	-	-	
86.7 55.0	-	4.8	-	-	-	-	-	-	-	-	-	-	
86.7 90.0	-	-	-	10.7	-	-	-	-	-	-	-	-	
86.7 110.0	-	-	-	15.1	-	-	-	-	-	-	-	-	
90.0 80.0	-	5.1	-	5.2	-	-	-	-	-	-	-	-	
90.0 90.0	-	-	-	5.0	-	-	-	-	-	5.0	-	-	
90.0 100.0	-	-	-	15.5	-	-	-	-	-	-	-	-	
90.0 110.0	-	10.1	-	-	-	-	-	19.1	-	-	-	-	
93.3 45.0	-	-	-	-	-	-	-	4.5	-	-	-	-	
93.3 80.0	-	-	-	4.9	-	-	-	-	-	-	-	-	
93.3 110.0	-	4.8	-	-	-	-	-	-	-	4.5	-	-	
<i>Valenciennellus tripunctulatus</i>													
Station	Jan.	Feb.	Mar.	Apr.	May	June	July	Aug.	Sep.	Oct.	Nov.	Dec.	
93.3 100.0	-	-	-	-	-	-	-	-	-	4.7	-	-	
<i>Ichthyococcus irregularis</i>													
Station	Jan.	Feb.	Mar.	Apr.	May	June	July	Aug.	Sep.	Oct.	Nov.	Dec.	
90.0 80.0	-	10.3	-	-	-	-	-	-	-	-	-	-	
90.0 100.0	-	-	-	5.2	-	-	-	-	-	-	-	-	
90.0 120.0	-	-	-	10.2	-	-	-	-	-	-	-	-	
93.3 100.0	-	-	-	3.8	-	-	-	-	-	-	-	-	
93.3 110.0	-	-	-	9.8	-	-	-	-	-	-	-	-	
<i>Vinciguerria lucetia</i>													
Station	Jan.	Feb.	Mar.	Apr.	May	June	July	Aug.	Sep.	Oct.	Nov.	Dec.	
76.7 70.0	-	-	-	-	-	-	-	10.2	-	10.9	-	-	
76.7 80.0	-	-	-	9.9	-	-	-	-	-	-	-	-	
76.7 90.0	-	-	-	10.5	-	-	-	-	-	10.8	-	-	
76.7 100.0	-	4.9	-	-	-	-	-	1457.8	-	4.9	-	-	
80.0 70.0	-	-	-	-	-	-	-	36.0	-	7.5	-	-	

TABLE 4. (cont.)

Station	<i>Vinciguerria lucetia</i> (cont.)											
	Jan.	Feb.	Mar.	Apr.	May	June	July	Aug.	Sep.	Oct.	Nov.	Dec.
80.0 80.0	-	-	-	63.7	-	-	-	360.2	-	91.2	-	-
80.0 90.0	-	-	-	5.2	-	-	-	500.8	-	83.0	-	-
80.0 100.0	-	-	-	-	-	-	-	274.9	-	5.0	-	-
83.3 55.0	-	-	-	-	-	-	-	7.5	-	-	-	-
83.3 70.0	-	5.0	-	-	-	-	-	26.1	-	-	-	-
83.3 80.0	-	4.7	-	-	-	-	-	42.1	-	59.9	-	-
83.3 90.0	-	-	-	-	-	-	-	1089.0	-	214.4	-	-
83.3 100.0	-	-	-	-	-	-	-	99.0	-	26.9	-	-
83.3 110.0	-	-	-	80.3	-	-	-	73.7	-	33.5	-	-
86.7 60.0	-	-	-	-	-	-	-	-	-	9.9	-	-
86.7 80.0	-	-	-	-	-	-	-	9.7	-	-	-	-
86.7 90.0	-	-	-	-	-	-	-	4.8	-	269.5	-	-
86.7 100.0	-	-	-	67.2	-	-	-	-	-	36.8	-	-
86.7 110.0	-	-	-	417.5	-	-	-	18.9	-	9.8	-	-
90.0 30.0	-	-	-	-	-	-	-	-	-	10.8	-	-
90.0 53.0	-	-	-	-	-	-	-	-	-	20.0	-	-
90.0 60.0	-	-	-	-	-	-	-	26.9	-	-	-	-
90.0 70.0	-	65.1	-	-	-	-	-	158.1	-	65.0	-	-
90.0 80.0	-	41.1	-	-	-	-	-	157.8	-	472.6	-	-
90.0 90.0	-	-	-	129.5	-	-	-	125.5	-	426.6	-	-
90.0 100.0	-	-	-	238.3	-	-	-	552.3	-	351.1	-	-
90.0 110.0	-	5.0	-	79.6	-	-	-	631.0	-	585.9	-	-
90.0 120.0	-	20.0	-	245.8	-	-	-	393.6	-	414.5	-	-
93.3 45.0	-	-	-	-	-	-	-	-	-	5.2	-	-
93.3 50.0	-	-	-	-	-	-	-	-	-	67.5	-	-
93.3 55.0	-	-	-	-	-	-	-	10.0	-	118.2	-	-
93.3 60.0	-	-	-	-	-	-	-	46.7	-	20.6	-	-
93.3 70.0	4.8	-	-	-	-	-	-	1743.5	-	-	-	-
93.3 80.0	-	52.0	-	4.9	-	-	-	41.4	-	303.6	-	-
93.3 90.0	-	15.2	-	5.4	-	-	-	685.1	-	119.3	-	-

TABLE 4. (cont.)

Station	<i>Vinciguerria lucetia</i> (cont.)											
	Jan.	Feb.	Mar.	Apr.	May	June	July	Aug.	Sep.	Oct.	Nov.	Dec.
93.3 100.0	-	15.2	-	37.7	-	-	-	1461.0	-	391.4	-	-
93.3 110.0	-	52.8	-	265.7	-	-	-	411.2	-	312.9	-	-
93.3 120.0	-	-	-	83.3	-	-	-	538.0	-	617.5	-	-
Station	<i>Vinciguerria poweriae</i>											
76.7 100.0	-	-	-	-	-	-	-	68.6	-	-	-	-
86.7 110.0	-	-	-	25.2	-	-	-	-	-	-	-	-
90.0 90.0	-	-	-	-	-	-	-	-	-	5.0	-	-
90.0 100.0	-	-	-	-	-	-	-	83.4	-	-	-	-
90.0 110.0	-	5.0	-	-	-	-	-	200.8	-	4.7	-	-
90.0 120.0	-	5.0	-	10.2	-	-	-	127.9	-	-	-	-
93.3 90.0	-	-	-	-	-	-	-	115.9	-	-	-	-
93.3 100.0	-	-	-	-	-	-	-	464.6	-	-	-	-
93.3 110.0	-	-	-	-	-	-	-	254.3	-	8.9	-	-
93.3 120.0	-	-	-	4.9	-	-	-	57.3	-	28.5	-	-
Station	<i>Chaulioides macouni</i>											
76.7 70.0	-	-	-	-	-	-	-	10.2	-	10.9	-	-
76.7 80.0	-	9.8	-	-	-	-	-	-	-	-	-	-
80.0 60.0	-	-	-	19.4	-	-	-	-	-	9.6	-	-
83.3 70.0	-	5.0	-	-	-	-	-	-	-	-	-	-
83.3 100.0	-	5.1	-	-	-	-	-	-	-	4.5	-	-
86.7 60.0	-	-	-	-	-	-	-	-	-	5.0	-	-
86.7 70.0	-	-	-	-	-	-	-	9.6	-	11.5	-	-
86.7 100.0	-	5.0	-	-	-	-	-	-	-	-	-	-
90.0 35.0	-	-	-	-	-	-	-	-	-	5.1	-	-
90.0 53.0	-	5.2	-	-	-	-	-	-	-	-	-	-
90.0 90.0	-	-	-	-	-	-	-	-	-	5.0	-	-
93.3 30.0	5.3	-	-	-	-	-	-	-	-	-	-	-
93.3 50.0	-	-	-	-	-	-	-	5.0	-	-	-	-
93.3 60.0	-	-	-	5.0	-	-	-	9.3	-	-	-	-

TABLE 4. (cont.)

		<i>Stomias atriventer</i>											
Station	Jan.	Feb.	Mar.	Apr.	May	June	July	Aug.	Sep.	Oct.	Nov.	Dec.	
76.7 90.0	-	-	-	5.3	-	-	-	-	-	-	-	-	
80.0 90.0	-	-	-	-	-	-	-	4.8	-	-	-	-	
83.3 60.0	-	10.3	-	-	-	-	-	-	-	-	-	-	
86.7 40.0	-	10.1	-	-	-	-	-	-	-	-	-	-	
86.7 70.0	-	-	-	-	-	-	-	9.6	-	-	-	-	
90.0 35.0	-	5.4	-	-	-	-	-	-	-	-	-	-	
90.0 70.0	-	5.0	-	-	-	-	-	4.8	-	-	-	-	
90.0 80.0	-	5.1	-	-	-	-	-	-	-	-	-	-	
90.0 90.0	-	-	-	10.0	-	-	-	-	-	19.8	-	-	
90.0 120.0	-	5.0	-	-	-	-	-	-	-	-	-	-	
93.3 55.0	-	-	-	4.8	-	-	-	-	-	-	-	-	
93.3 60.0	-	-	-	5.0	-	-	-	4.7	-	-	-	-	
93.3 70.0	-	-	-	5.2	-	-	-	-	-	-	-	-	
93.3 110.0	-	4.8	-	-	-	-	-	-	-	-	-	-	
		<i>Tactostoma macropus</i>											
Station	Jan.	Feb.	Mar.	Apr.	May	June	July	Aug.	Sep.	Oct.	Nov.	Dec.	
76.7 80.0	-	-	-	5.0	-	-	-	-	-	-	-	-	
80.0 80.0	-	-	-	4.9	-	-	-	-	-	-	-	-	
80.0 90.0	-	-	-	5.2	-	-	-	-	-	-	-	-	
83.3 51.0	-	8.5	-	-	-	-	-	-	-	-	-	-	
86.7 45.0	-	5.1	-	-	-	-	-	-	-	-	-	-	
		<i>Aristostomias scintillans</i>											
Station	Jan.	Feb.	Mar.	Apr.	May	June	July	Aug.	Sep.	Oct.	Nov.	Dec.	
76.7 90.0	-	-	-	5.3	-	-	-	-	-	-	-	-	
76.7 100.0	-	4.9	-	-	-	-	-	-	-	-	-	-	
80.0 90.0	-	-	-	10.4	-	-	-	-	-	-	-	-	
83.3 80.0	-	4.7	-	-	-	-	-	-	-	-	-	-	
86.7 100.0	-	-	-	4.8	-	-	-	-	-	-	-	-	
86.7 110.0	-	-	-	5.0	-	-	-	-	-	-	-	-	
90.0 80.0	-	-	-	5.2	-	-	-	-	-	-	-	-	
90.0 90.0	-	-	-	5.0	-	-	-	-	-	-	-	-	

TABLE 4. (cont.)

<i>Aristostomias scintillans</i> (cont.)												
Station	Jan.	Feb.	Mar.	Apr.	May	June	July	Aug.	Sep.	Oct.	Nov.	Dec.
93.3 90.0	-	-	-	5.4	-	-	-	-	-	-	-	-
93.3 100.0	-	5.1	-	-	-	-	-	-	-	-	-	-
93.3 110.0	-	-	-	4.9	-	-	-	-	-	-	-	-
<i>Idiacanthus antrostomus</i>												
Station	Jan.	Feb.	Mar.	Apr.	May	June	July	Aug.	Sep.	Oct.	Nov.	Dec.
76.7 70.0	-	-	-	-	-	-	-	-	-	10.9	-	-
76.7 90.0	-	-	-	-	-	-	-	5.3	-	5.4	-	-
76.7 100.0	-	4.9	-	-	-	-	-	-	-	-	-	-
80.0 70.0	-	-	-	-	-	-	-	-	-	3.8	-	-
80.0 90.0	-	-	-	-	-	-	-	-	-	5.2	-	-
80.0 100.0	-	-	-	-	-	-	-	4.7	-	-	-	-
83.3 70.0	-	-	-	-	-	-	-	5.2	-	-	-	-
83.3 90.0	-	-	-	-	-	-	-	13.5	-	-	-	-
83.3 100.0	-	-	-	-	-	-	-	9.0	-	-	-	-
83.3 110.0	-	-	-	5.0	-	-	-	-	-	-	-	-
86.7 100.0	-	-	-	-	-	-	-	4.5	-	-	-	-
86.7 110.0	-	-	-	5.0	-	-	-	4.7	-	-	-	-
90.0 90.0	-	-	-	5.0	-	-	-	-	-	-	-	-
90.0 100.0	-	-	-	-	-	-	-	5.2	-	-	-	-
90.0 110.0	-	5.0	-	-	-	-	-	-	-	-	-	-
93.3 90.0	-	-	-	-	-	-	-	10.5	-	-	-	-
93.3 120.0	-	-	-	-	-	-	-	-	-	4.8	-	-
<i>Benthalbella dentata</i>												
Station	Jan.	Feb.	Mar.	Apr.	May	June	July	Aug.	Sep.	Oct.	Nov.	Dec.
76.7 70.0	-	5.0	-	-	-	-	-	-	-	-	-	-
80.0 80.0	-	-	-	4.9	-	-	-	-	-	-	-	-
86.7 55.0	-	-	-	11.1	-	-	-	-	-	-	-	-
90.0 90.0	-	-	-	5.0	-	-	-	-	-	-	-	-
<i>Scopelarchus analis</i>												
Station	Jan.	Feb.	Mar.	Apr.	May	June	July	Aug.	Sep.	Oct.	Nov.	Dec.
76.7 100.0	-	19.7	-	-	-	-	-	-	-	-	-	-

TABLE 4. (cont.)

<i>Scopelarchus analis</i> (cont.)												
Station	Jan.	Feb.	Mar.	Apr.	May	June	July	Aug.	Sep.	Oct.	Nov.	Dec.
80.0 80.0	-	5.5	-	-	-	-	-	-	-	-	-	-
80.0 90.0	-	4.8	-	-	-	-	-	-	-	-	-	-
90.0 100.0	-	5.0	-	-	-	-	-	-	-	-	-	-
90.0 110.0	-	-	-	-	-	-	-	4.8	-	-	-	-
90.0 120.0	-	-	-	-	-	-	-	9.8	-	-	-	-
93.3 90.0	-	5.1	-	-	-	-	-	5.3	-	-	-	-
93.3 100.0	-	5.1	-	-	-	-	-	-	-	-	-	-
<i>Scopelarchus guentheri</i>												
Station	Jan.	Feb.	Mar.	Apr.	May	June	July	Aug.	Sep.	Oct.	Nov.	Dec.
93.3 120.0	-	-	-	-	-	-	-	-	-	4.8	-	-
<i>Scopelosaurus harrisi</i>												
Station	Jan.	Feb.	Mar.	Apr.	May	June	July	Aug.	Sep.	Oct.	Nov.	Dec.
76.7 70.0	-	-	-	-	-	-	-	10.2	-	-	-	-
76.7 80.0	-	-	-	-	-	-	-	-	-	4.7	-	-
83.3 110.0	-	-	-	-	-	-	-	-	-	4.8	-	-
86.7 110.0	-	-	-	5.0	-	-	-	-	-	-	-	-
90.0 70.0	-	-	-	-	-	-	-	4.8	-	-	-	-
90.0 90.0	-	-	-	5.0	-	-	-	-	-	-	-	-
90.0 110.0	-	-	-	4.7	-	-	-	-	-	-	-	-
Paralepididae												
Station	Jan.	Feb.	Mar.	Apr.	May	June	July	Aug.	Sep.	Oct.	Nov.	Dec.
80.0 70.0	-	-	-	-	-	-	-	-	-	3.8	-	-
93.3 120.0	-	-	-	-	-	-	-	4.4	-	-	-	-
<i>Arctozenus risso</i>												
Station	Jan.	Feb.	Mar.	Apr.	May	June	July	Aug.	Sep.	Oct.	Nov.	Dec.
76.7 80.0	-	-	-	9.9	-	-	-	-	-	-	-	-
76.7 100.0	-	-	-	-	-	-	-	4.6	-	-	-	-
80.0 80.0	-	5.5	-	-	-	-	-	5.2	-	-	-	-
80.0 100.0	-	-	-	5.3	-	-	-	-	-	5.0	-	-
83.3 70.0	-	-	-	-	-	-	-	5.2	-	-	-	-
83.3 100.0	-	5.1	-	-	-	-	-	-	-	-	-	-

TABLE 4. (cont.)

		<i>Arctozenus risso</i> (cont.)											
Station	Jan.	Feb.	Mar.	Apr.	May	June	July	Aug.	Sep.	Oct.	Nov.	Dec.	
86.7 80.0	-	5.4	-	-	-	-	-	-	-	-	-	-	
86.7 100.0	-	-	-	4.8	-	-	-	-	-	-	-	-	
86.7 110.0	-	-	-	5.0	-	-	-	-	-	-	-	-	
90.0 90.0	-	-	-	5.0	-	-	-	-	-	-	-	-	
90.0 100.0	-	-	-	-	-	-	-	-	-	4.8	-	-	
		<i>Lestidiops ringens</i>											
Station	Jan.	Feb.	Mar.	Apr.	May	June	July	Aug.	Sep.	Oct.	Nov.	Dec.	
76.7 70.0	-	-	-	-	-	-	-	10.2	-	-	-	-	
76.7 80.0	-	-	-	9.9	-	-	-	-	-	-	-	-	
76.7 90.0	-	-	-	-	-	-	-	-	-	10.8	-	-	
76.7 100.0	-	4.9	-	-	-	-	-	-	-	-	-	-	
80.0 80.0	-	-	-	-	-	-	-	-	-	4.6	-	-	
80.0 90.0	-	4.8	-	-	-	-	-	9.5	-	-	-	-	
83.3 60.0	-	-	-	-	-	-	-	10.3	-	-	-	-	
83.3 100.0	-	5.1	-	-	-	-	-	-	-	-	-	-	
86.7 50.0	-	4.1	-	-	-	-	-	-	-	-	-	-	
86.7 90.0	-	-	-	-	-	-	-	-	-	5.0	-	-	
86.7 100.0	-	-	-	-	-	-	-	-	-	10.5	-	-	
90.0 60.0	-	-	-	-	-	-	-	5.4	-	-	-	-	
90.0 70.0	-	-	-	5.2	-	-	-	-	-	-	-	-	
90.0 80.0	-	-	-	5.2	-	-	-	-	-	-	-	-	
90.0 100.0	-	-	-	-	-	-	-	-	-	4.8	-	-	
93.3 60.0	-	-	-	-	-	-	-	4.7	-	-	-	-	
93.3 70.0	-	-	-	-	-	-	-	4.9	-	-	-	-	
93.3 80.0	-	-	-	9.9	-	-	-	4.6	-	-	-	-	
		<i>Myctophidae</i>											
Station	Jan.	Feb.	Mar.	Apr.	May	June	July	Aug.	Sep.	Oct.	Nov.	Dec.	
76.7 80.0	-	-	-	5.0	-	-	-	-	-	-	-	-	
76.7 90.0	-	5.1	-	-	-	-	-	-	-	-	-	-	
76.7 100.0	-	-	-	-	-	-	-	13.7	-	-	-	-	
80.0 90.0	-	4.8	-	-	-	-	-	-	-	-	-	-	

TABLE 4. (cont.)

Station	Myctophidae (cont.)											
	Jan.	Feb.	Mar.	Apr.	May	June	July	Aug.	Sep.	Oct.	Nov.	Dec.
81.8	46.9	10.8	-	-	-	-	-	-	-	-	-	-
83.3	80.0	-	-	-	-	-	-	10.5	-	-	-	-
86.7	70.0	4.7	-	5.6	-	-	-	-	-	-	-	-
86.7	110.0	-	-	5.0	-	-	-	-	-	-	-	-
90.0	90.0	-	-	10.0	-	-	-	-	-	-	-	-
90.0	110.0	-	-	-	-	-	-	4.8	-	-	-	-
90.0	120.0	10.0	-	-	-	-	-	4.9	-	4.7	-	-
93.3	90.0	-	-	10.9	-	-	-	-	-	-	-	-
93.3	110.0	-	-	4.9	-	-	-	5.4	-	4.5	-	-
<i>Ceratoscopelus townsendi</i>												
Station	Jan.	Feb.	Mar.	Apr.	May	June	July	Aug.	Sep.	Oct.	Nov.	Dec.
76.7	55.0	-	-	-	-	-	-	10.1	-	-	-	-
76.7	80.0	-	-	29.8	-	-	-	-	-	-	-	-
76.7	90.0	5.1	-	42.2	-	-	-	26.5	-	-	-	-
76.7	100.0	24.6	-	-	-	-	-	96.0	-	-	-	-
80.0	80.0	5.5	-	4.9	-	-	-	47.0	-	-	-	-
80.0	90.0	-	-	57.1	-	-	-	38.2	-	-	-	-
80.0	100.0	-	-	10.5	-	-	-	42.7	-	-	-	-
83.3	80.0	4.7	-	-	-	-	-	21.0	-	-	-	-
83.3	90.0	-	-	-	-	-	-	72.0	-	-	-	-
83.3	100.0	5.1	-	-	-	-	-	-	-	-	-	-
83.3	110.0	-	-	30.1	-	-	-	-	-	-	-	-
86.7	90.0	4.7	-	10.7	-	-	-	-	-	-	-	-
86.7	100.0	-	-	19.2	-	-	-	-	-	-	-	-
86.7	110.0	-	-	161.0	-	-	-	14.2	-	-	-	-
90.0	70.0	25.0	-	-	-	-	-	33.5	-	-	-	-
90.0	80.0	-	-	-	-	-	-	5.1	-	5.3	-	-
90.0	90.0	-	-	19.9	-	-	-	5.2	-	34.7	-	-
90.0	100.0	-	-	88.1	-	-	-	62.5	-	-	-	-
90.0	110.0	10.1	-	98.3	-	-	-	28.7	-	18.6	-	-

TABLE 4. (cont.)

Station	<i>Lampadena urophaos</i>											
	Jan.	Feb.	Mar.	Apr.	May	June	July	Aug.	Sep.	Oct.	Nov.	Dec.
93.3 100.0	-	-	-	-	-	-	-	4.8	-	-	-	-
93.3 120.0	-	-	-	-	-	-	-	-	-	4.8	-	-
Station	<i>Lampanyctus</i> spp.											
Jan.	Feb.	Mar.	Apr.	May	June	July	Aug.	Sep.	Oct.	Nov.	Dec.	
76.7 60.0	-	-	11.1	-	-	-	-	-	-	-	-	-
76.7 70.0	-	-	22.1	-	-	-	-	-	-	-	-	-
76.7 80.0	-	-	14.9	-	-	-	-	-	-	-	-	-
76.7 90.0	-	20.6	26.3	-	-	-	-	-	-	-	-	-
80.0 60.0	-	9.5	9.7	-	-	-	-	-	-	-	-	-
80.0 70.0	-	10.5	-	-	-	-	-	-	-	-	-	-
80.0 80.0	-	5.5	9.8	-	-	-	-	-	-	-	-	-
80.0 90.0	-	-	10.4	-	-	-	-	-	-	-	-	-
80.0 100.0	-	15.3	-	-	-	-	-	-	-	-	-	-
83.3 55.0	-	-	10.8	-	-	-	-	-	-	-	-	-
83.3 70.0	-	-	11.4	-	-	-	-	-	-	-	-	-
83.3 80.0	-	9.4	-	-	-	-	-	-	-	-	-	-
83.3 100.0	-	10.3	-	-	-	-	-	-	-	-	-	-
83.3 110.0	-	-	50.2	-	-	-	-	-	-	-	-	-
86.7 33.0	-	9.4	-	-	-	-	-	-	-	-	-	-
86.7 70.0	-	-	5.6	-	-	-	-	-	-	-	-	-
86.7 80.0	-	-	8.8	-	-	-	-	-	-	-	-	-
86.7 90.0	-	4.7	16.1	-	-	-	-	-	-	-	-	-
86.7 100.0	-	5.0	-	-	-	-	-	-	-	-	-	-
86.7 110.0	-	-	35.2	-	-	-	-	-	-	-	-	-
90.0 70.0	-	-	5.2	-	-	-	-	-	-	-	-	-
90.0 80.0	-	15.4	10.5	-	-	-	-	-	-	-	-	-
90.0 90.0	-	4.9	39.8	-	-	-	-	-	-	-	-	-
90.0 100.0	-	5.0	20.7	-	-	-	-	-	-	-	-	-
90.0 110.0	-	15.1	4.7	-	-	-	-	-	-	-	-	-
90.0 120.0	-	10.0	25.6	-	-	-	-	-	-	-	-	-
93.3 26.7	-	-	4.5	-	-	-	-	-	-	-	-	-

TABLE 4. (cont.)

		<i>Lampanyctus</i> spp. (cont.)											
Station	Jan.	Feb.	Mar.	Apr.	May	June	July	Aug.	Sep.	Oct.	Nov.	Dec.	
93.3 35.0	-	-	-	10.1	-	-	-	-	-	-	-	-	
93.3 45.0	-	-	-	5.1	-	-	-	-	-	-	-	-	
93.3 50.0	-	-	-	10.3	-	-	-	-	-	-	-	-	
93.3 60.0	-	-	-	10.0	-	-	-	-	-	-	-	-	
93.3 90.0	-	-	-	21.8	-	-	-	-	-	-	-	-	
93.3 100.0	-	5.1	-	3.8	-	-	-	4.8	-	-	-	-	
93.3 110.0	-	4.8	-	4.9	-	-	-	-	-	-	-	-	
93.3 120.0	-	-	-	-	-	-	-	4.4	-	-	-	-	
		<i>Lampanyctus</i> "niger"											
Station	Jan.	Feb.	Mar.	Apr.	May	June	July	Aug.	Sep.	Oct.	Nov.	Dec.	
90.0 110.0	-	-	-	4.7	-	-	-	-	-	-	-	-	
		<i>Lampanyctus</i> "no pectorals"											
Station	Jan.	Feb.	Mar.	Apr.	May	June	July	Aug.	Sep.	Oct.	Nov.	Dec.	
76.7 100.0	-	-	-	-	-	-	-	9.1	-	-	-	-	
86.7 90.0	-	-	-	5.4	-	-	-	-	-	-	-	-	
90.0 80.0	-	5.1	-	-	-	-	-	-	-	-	-	-	
90.0 90.0	-	-	-	5.0	-	-	-	-	-	-	-	-	
90.0 100.0	-	-	-	-	-	-	-	5.2	-	-	-	-	
90.0 110.0	-	-	-	-	-	-	-	14.3	-	-	-	-	
93.3 70.0	-	-	-	5.2	-	-	-	-	-	-	-	-	
93.3 90.0	-	-	-	5.4	-	-	-	10.5	-	-	-	-	
93.3 100.0	-	-	-	-	-	-	-	-	-	4.7	-	-	
93.3 110.0	-	4.8	-	-	-	-	-	-	-	-	-	-	
		<i>Lampanyctus regalis</i>											
Station	Jan.	Feb.	Mar.	Apr.	May	June	July	Aug.	Sep.	Oct.	Nov.	Dec.	
76.7 80.0	-	-	-	5.0	-	-	-	10.1	-	-	-	-	
76.7 90.0	-	-	-	-	-	-	-	10.6	-	-	-	-	
76.7 100.0	-	-	-	20.5	-	-	-	-	-	-	-	-	
80.0 80.0	-	-	-	4.9	-	-	-	-	-	-	-	-	
80.0 90.0	-	-	-	5.2	-	-	-	-	-	-	-	-	
83.3 70.0	-	-	-	11.4	-	-	-	-	-	-	-	-	

TABLE 4. (cont.)

Station	<i>Lampanyctus regalis</i> (cont.)											
	Jan.	Feb.	Mar.	Apr.	May	June	July	Aug.	Sep.	Oct.	Nov.	Dec.
83.3 100.0	-	-	-	-	-	-	-	4.5	-	-	-	-
86.7 90.0	-	-	-	-	-	-	-	4.8	-	-	-	-
90.0 60.0	-	-	-	-	-	-	-	5.4	-	-	-	-
90.0 90.0	-	-	-	5.0	-	-	-	-	-	-	-	-
90.0 100.0	-	-	-	-	-	-	-	5.2	-	-	-	-
90.0 110.0	-	-	-	-	-	-	-	-	-	4.7	-	-
93.3 60.0	-	-	-	15.0	-	-	-	-	-	-	-	-
93.3 90.0	-	-	-	5.4	-	-	-	-	-	-	-	-
Station	<i>Lampanyctus ritteri</i>											
Jan.	Feb.	Mar.	Apr.	May	June	July	Aug.	Sep.	Oct.	Nov.	Dec.	
76.7 60.0	-	-	22.3	-	-	-	-	-	-	-	-	-
76.7 70.0	-	-	16.6	-	-	-	-	-	-	-	-	-
76.7 80.0	9.8	-	24.8	-	-	-	-	-	-	-	-	-
76.7 90.0	-	-	63.2	-	-	-	-	-	-	-	-	-
76.7 100.0	-	-	10.3	-	-	-	-	-	4.9	-	-	-
80.0 70.0	-	-	-	-	-	-	12.0	-	-	-	-	-
80.0 90.0	4.8	-	51.9	-	-	-	-	-	-	-	-	-
80.0 100.0	5.1	-	-	-	-	-	-	-	-	-	-	-
83.3 70.0	10.1	-	22.9	-	-	-	5.2	-	-	-	-	-
83.3 80.0	4.7	-	-	-	-	-	-	-	-	-	-	-
83.3 90.0	-	-	-	-	-	-	9.0	-	-	-	-	-
83.3 100.0	-	-	-	-	-	-	4.5	-	-	-	-	-
83.3 110.0	-	-	-	5.0	-	-	-	-	-	-	-	-
86.7 40.0	5.0	-	-	-	-	-	-	-	-	-	-	-
86.7 60.0	10.7	-	-	-	-	-	-	-	-	-	-	-
86.7 70.0	4.7	-	16.8	-	-	-	-	-	-	-	-	-
86.7 90.0	9.4	-	-	-	-	-	-	-	-	-	-	-
86.7 100.0	-	-	4.8	-	-	-	-	-	-	-	-	-
86.7 110.0	-	-	5.0	-	-	-	-	-	-	-	-	-
90.0 45.0	-	25.9	-	-	-	-	-	-	-	-	-	-
90.0 60.0	-	-	-	-	-	-	5.4	-	-	-	-	-

TABLE 4. (cont.)

		Jan.	Feb.	Mar.	Apr.	May	June	July	Aug.	Sep.	Oct.	Nov.	Dec.
<i>Lampanyctus ritteri</i> (cont.)													
Station													
90.0	70.0	-	-	-	25.9	-	-	-	9.6	-	-	-	-
90.0	80.0	-	25.7	-	5.2	-	-	-	-	-	-	-	-
90.0	90.0	-	-	-	5.0	-	-	-	-	-	-	-	-
90.0	110.0	-	5.0	-	-	-	-	-	-	-	-	-	-
90.0	120.0	-	10.0	-	5.1	-	-	-	-	-	-	-	-
93.3	35.0	-	-	-	10.1	-	-	-	-	-	-	-	-
93.3	40.0	-	-	-	32.2	-	-	-	-	-	-	-	-
93.3	45.0	5.5	-	-	-	-	-	-	-	-	-	-	-
93.3	60.0	-	-	-	25.0	-	-	-	-	-	-	-	-
93.3	70.0	-	-	-	10.5	-	-	-	-	-	-	-	-
93.3	80.0	-	-	-	19.7	-	-	-	-	-	-	-	-
93.3	90.0	-	5.1	-	5.4	-	-	-	-	-	-	-	-
93.3	100.0	-	-	-	-	-	-	-	4.8	-	-	-	-
93.3	110.0	-	4.8	-	-	-	-	-	-	-	-	-	-
<i>Lampanyctus steinbecki</i>													
Station													
83.3	90.0	-	-	-	Apr.	May	June	July	Aug.	Sep.	Oct.	Nov.	Dec.
90.0	100.0	-	-	-	-	-	-	-	4.5	-	-	-	-
		-	-	-	-	-	-	-	5.2	-	-	-	-
<i>Notolychnus valdiviae</i>													
Station													
80.0	90.0	-	-	-	Apr.	May	June	July	Aug.	Sep.	Oct.	Nov.	Dec.
80.0	100.0	-	10.2	-	5.2	-	-	-	9.5	-	-	-	-
86.7	110.0	-	-	-	-	-	-	-	-	-	-	-	-
90.0	100.0	-	-	-	5.0	-	-	-	-	-	-	-	-
90.0	110.0	-	-	-	15.5	-	-	-	28.7	-	-	-	-
90.0	120.0	-	-	-	-	-	-	-	4.9	-	-	-	-
93.3	110.0	-	-	-	-	-	-	-	-	-	4.5	-	-
93.3	120.0	-	-	-	-	-	-	-	-	-	4.8	-	-
<i>Notoscopelus resplendens</i>													
Station													
76.7	80.0	-	-	-	Apr.	May	June	July	Aug.	Sep.	Oct.	Nov.	Dec.
		-	-	-	5.0	-	-	-	-	-	-	-	-

TABLE 4. (cont.)

Station	<i>Notoscopelus resplendens</i> (cont.)											
	Jan.	Feb.	Mar.	Apr.	May	June	July	Aug.	Sep.	Oct.	Nov.	Dec.
80.0 80.0	-	-	-	14.7	-	-	-	-	-	-	-	-
80.0 90.0	-	-	-	5.2	-	-	-	-	-	-	-	-
83.3 70.0	-	5.0	-	-	-	-	-	-	-	-	-	-
83.3 110.0	-	-	-	10.0	-	-	-	-	-	-	-	-
90.0 70.0	-	-	-	-	-	-	-	4.8	-	-	-	-
90.0 80.0	-	-	-	5.2	-	-	-	-	-	-	-	-
90.0 90.0	-	-	-	10.0	-	-	-	-	-	-	-	-
90.0 100.0	-	-	-	5.2	-	-	-	10.4	-	-	-	-
90.0 110.0	-	-	-	9.4	-	-	-	-	-	-	-	-
93.3 70.0	-	-	-	10.5	-	-	-	24.4	-	-	-	-
93.3 90.0	-	-	-	-	-	-	-	5.3	-	-	-	-
93.3 100.0	-	-	-	-	-	-	-	9.6	-	-	-	-
93.3 110.0	-	4.8	-	-	-	-	-	5.4	-	-	-	-
93.3 120.0	-	-	-	-	-	-	-	4.4	-	-	-	-
Station	<i>Stenobranchius leucopsarus</i>											
	Jan.	Feb.	Mar.	Apr.	May	June	July	Aug.	Sep.	Oct.	Nov.	Dec.
76.7 49.0	-	18.3	-	-	27.9	-	-	-	-	-	-	-
76.7 51.0	-	-	-	-	274.5	-	-	-	-	-	-	-
76.7 55.0	-	55.3	-	278.4	-	-	-	-	-	-	-	-
76.7 60.0	-	72.0	-	55.6	-	-	-	-	-	-	-	-
76.7 70.0	-	40.2	-	-	-	-	-	-	-	-	-	-
76.7 80.0	-	39.4	-	9.9	-	-	-	-	-	-	-	-
76.7 100.0	-	-	-	15.4	-	-	-	-	-	-	-	-
80.0 51.0	-	4.6	-	-	-	-	-	-	-	-	-	-
80.0 55.0	-	32.2	-	120.5	-	-	-	-	-	-	-	-
80.0 60.0	-	80.9	-	87.5	-	-	-	-	-	-	-	-
80.0 70.0	-	52.5	-	10.2	-	-	-	-	-	-	-	-
80.0 90.0	-	-	-	5.2	-	-	-	-	-	-	-	-
81.8 46.9	-	97.0	-	10.0	-	-	-	-	-	-	-	-
83.3 42.0	-	26.3	-	64.5	-	-	-	-	-	-	-	-
83.3 51.0	-	17.0	-	-	-	-	-	-	-	-	-	-

TABLE 4. (cont.)

Station	<i>Stenobrachius leucopsarus</i> (cont.)											
	Jan.	Feb.	Mar.	Apr.	May	June	July	Aug.	Sep.	Oct.	Nov.	Dec.
83.3 55.0	-	31.5	-	419.6	-	-	-	-	-	-	-	-
83.3 60.0	-	61.8	-	-	-	-	-	-	-	-	-	-
83.3 70.0	-	5.0	-	91.5	-	-	-	-	-	-	-	-
83.3 100.0	-	46.3	-	-	-	-	-	-	-	-	-	-
86.7 33.0	-	-	-	25.2	-	-	-	-	-	-	-	-
86.7 35.0	-	26.1	-	18.8	-	-	-	-	-	-	-	-
86.7 40.0	-	151.5	-	71.5	-	-	-	-	-	-	-	-
86.7 45.0	-	36.0	-	514.2	-	-	-	-	-	-	-	-
86.7 50.0	-	16.5	-	-	-	-	-	-	-	-	-	-
86.7 55.0	-	14.3	-	44.4	-	-	-	-	-	-	-	-
86.7 60.0	-	59.1	-	90.0	-	-	-	-	-	-	-	-
86.7 70.0	-	14.1	-	50.5	-	-	-	-	-	-	-	-
86.7 80.0	-	-	-	132.3	-	-	-	-	-	-	-	-
90.0 28.0	-	15.2	-	15.8	-	-	-	-	-	-	-	-
90.0 30.0	-	31.2	-	5.2	-	-	-	-	-	-	-	-
90.0 35.0	-	37.8	-	32.2	-	-	-	-	-	-	-	-
90.0 37.0	-	51.7	-	88.7	-	-	-	-	-	-	-	-
90.0 45.0	-	5.2	-	19.5	-	-	-	-	-	-	-	-
90.0 53.0	-	20.6	-	-	-	-	-	-	-	-	-	-
90.0 60.0	-	30.2	-	-	-	-	-	-	-	-	-	-
90.0 70.0	-	5.0	-	20.7	-	-	-	-	-	-	-	-
90.0 90.0	-	4.9	-	-	-	-	-	-	-	-	-	-
93.3 26.7	-	-	-	4.5	-	-	-	-	-	-	-	-
93.3 28.0	39.8	-	-	30.4	-	-	-	-	-	-	-	-
93.3 30.0	37.0	-	-	5.8	-	-	-	-	-	-	-	-
93.3 35.0	57.8	-	-	90.7	-	-	-	-	-	-	-	-
93.3 40.0	15.9	-	-	75.2	-	-	-	-	-	-	-	-
93.3 45.0	-	-	-	30.5	-	-	-	-	-	-	-	-
93.3 50.0	-	-	-	5.2	-	-	-	-	-	-	-	-
93.3 55.0	-	-	-	58.2	-	-	-	-	-	-	-	-
93.3 60.0	-	-	-	29.9	-	-	-	-	-	-	-	-

TABLE 4. (cont.)

Station	Jan.	Feb.	Mar.	Apr.	<i>Stenobrachius leucopsarus</i> (cont.)			Oct.	Nov.	Dec.		
					May	June	July	Aug.	Sep.			
93.3 110.0	-	-	-	4.9	-	-	-	-	-	-		
93.3 120.0	-	-	-	4.9	-	-	-	-	-	-		
					<i>Triphoturus mexicanus</i>							
Station	Jan.	Feb.	Mar.	Apr.	May	June	July	Aug.	Sep.	Oct.	Nov.	Dec.
80.0 90.0	-	-	-	5.2	-	-	-	-	-	-	-	-
81.8 46.9	-	-	-	-	-	-	-	-	-	5.1	-	-
83.3 100.0	-	-	-	-	-	-	-	-	-	13.4	-	-
83.3 110.0	-	-	-	-	-	-	-	-	-	9.6	-	-
86.7 35.0	-	-	-	-	-	-	-	25.4	-	-	-	-
86.7 40.0	-	-	-	-	-	-	-	9.8	-	-	-	-
86.7 45.0	-	-	-	-	-	-	-	10.6	-	-	-	-
86.7 50.0	-	-	-	-	-	-	-	3.8	-	-	-	-
86.7 55.0	-	-	-	-	-	-	-	-	-	9.7	-	-
86.7 70.0	-	-	-	-	-	-	-	9.6	-	-	-	-
86.7 90.0	-	-	-	-	-	-	-	4.8	-	-	-	-
86.7 110.0	-	-	-	85.5	-	-	-	4.7	-	-	-	-
90.0 28.0	-	-	-	-	-	-	-	4.3	-	-	-	-
90.0 30.0	-	-	-	-	-	-	-	-	-	16.1	-	-
90.0 37.0	-	-	-	-	-	-	-	20.2	-	-	-	-
90.0 53.0	-	-	-	-	-	-	-	-	-	4.0	-	-
90.0 70.0	-	-	-	15.5	-	-	-	71.8	-	-	-	-
90.0 80.0	-	-	-	26.2	-	-	-	-	-	-	-	-
90.0 90.0	-	-	-	44.8	-	-	-	20.9	-	-	-	-
90.0 100.0	-	-	-	41.4	-	-	-	-	-	-	-	-
90.0 110.0	-	-	-	4.7	-	-	-	-	-	-	-	-
90.0 120.0	-	-	-	56.3	-	-	-	-	-	-	-	-
93.3 28.0	-	-	-	-	-	-	-	16.3	-	16.5	-	-
93.3 30.0	-	-	-	17.4	-	-	-	85.4	-	-	-	-
93.3 35.0	-	-	-	25.2	-	-	-	-	-	-	-	-
93.3 40.0	-	-	-	-	-	-	-	22.1	-	-	-	-
93.3 45.0	-	-	-	5.1	-	-	-	-	-	-	-	-

TABLE 4. (cont.)

Station	<i>Triphoturus mexicanus</i> (cont.)											
	Jan.	Feb.	Mar.	Apr.	May	June	July	Aug.	Sep.	Oct.	Nov.	Dec.
93.3 50.0	-	-	-	-	-	-	-	-	-	15.6	-	-
93.3 55.0	-	-	-	-	-	-	-	10.0	-	11.8	-	-
93.3 60.0	-	-	-	25.0	-	-	-	4.7	-	-	-	-
93.3 70.0	4.8	-	-	26.2	-	-	-	180.2	-	-	-	-
93.3 80.0	-	-	-	4.9	-	-	-	-	-	-	-	-
93.3 90.0	-	-	-	-	-	-	-	10.5	-	18.4	-	-
93.3 100.0	-	-	-	7.5	-	-	-	62.3	-	-	-	-
93.3 110.0	-	-	-	34.4	-	-	-	-	-	-	-	-
93.3 120.0	-	-	-	14.7	-	-	-	-	-	-	-	-
<i>Centrobranchus nigroocellatus</i>												
Station	Jan.	Feb.	Mar.	Apr.	May	June	July	Aug.	Sep.	Oct.	Nov.	Dec.
93.3 90.0	-	-	-	-	-	-	-	5.3	-	-	-	-
<i>Diogenichthys atlanticus</i>												
Station	Jan.	Feb.	Mar.	Apr.	May	June	July	Aug.	Sep.	Oct.	Nov.	Dec.
76.7 70.0	-	-	-	16.6	-	-	-	-	-	-	-	-
76.7 80.0	-	-	-	14.9	-	-	-	-	-	-	-	-
76.7 90.0	-	10.3	-	31.6	-	-	-	-	-	-	-	-
76.7 100.0	-	-	-	-	-	-	-	27.4	-	14.7	-	-
80.0 80.0	-	-	-	29.4	-	-	-	15.7	-	4.6	-	-
80.0 90.0	-	-	-	67.5	-	-	-	33.4	-	15.6	-	-
80.0 100.0	-	-	-	-	-	-	-	4.7	-	10.1	-	-
83.3 70.0	-	5.0	-	-	-	-	-	5.2	-	-	-	-
83.3 80.0	-	-	-	-	-	-	-	31.6	-	20.0	-	-
83.3 100.0	-	10.3	-	-	-	-	-	4.5	-	-	-	-
83.3 110.0	-	-	-	10.0	-	-	-	4.9	-	-	-	-
86.7 70.0	-	-	-	5.6	-	-	-	-	-	-	-	-
86.7 90.0	-	-	-	5.4	-	-	-	-	-	5.0	-	-
86.7 100.0	-	-	-	4.8	-	-	-	-	-	-	-	-
86.7 110.0	-	-	-	5.0	-	-	-	-	-	-	-	-
90.0 30.0	-	-	-	-	-	-	-	-	-	5.4	-	-
90.0 70.0	-	15.0	-	-	-	-	-	-	-	-	-	-

TABLE 4. (cont.)

<i>Diogenichthys atlanticus</i> (cont.)												
Station	Jan.	Feb.	Mar.	Apr.	May	June	July	Aug.	Sep.	Oct.	Nov.	Dec.
90.0 80.0	-	-	-	10.5	-	-	-	-	-	-	-	-
90.0 90.0	-	-	-	10.0	-	-	-	-	-	24.8	-	-
90.0 100.0	-	5.0	-	5.2	-	-	-	15.6	-	4.8	-	-
90.0 110.0	-	15.1	-	-	-	-	-	62.1	-	-	-	-
90.0 120.0	-	-	-	-	-	-	-	19.7	-	18.8	-	-
93.3 40.0	-	-	-	10.7	-	-	-	-	-	-	-	-
93.3 45.0	-	-	-	-	-	-	-	9.1	-	-	-	-
93.3 60.0	-	-	-	25.0	-	-	-	-	-	-	-	-
93.3 70.0	-	-	-	10.5	-	-	-	-	-	-	-	-
93.3 80.0	-	5.2	-	-	-	-	-	-	-	9.3	-	-
93.3 90.0	-	-	-	21.8	-	-	-	5.3	-	4.6	-	-
93.3 100.0	-	5.1	-	7.5	-	-	-	23.9	-	14.0	-	-
93.3 110.0	-	4.8	-	4.9	-	-	-	-	-	-	-	-
93.3 120.0	-	-	-	-	-	-	-	4.4	-	4.8	-	-
<i>Electrona risso</i>												
Station	Jan.	Feb.	Mar.	Apr.	May	June	July	Aug.	Sep.	Oct.	Nov.	Dec.
76.7 80.0	-	-	-	5.0	-	-	-	-	-	-	-	-
76.7 90.0	-	5.1	-	-	-	-	-	-	-	-	-	-
80.0 70.0	-	10.5	-	-	-	-	-	-	-	-	-	-
80.0 90.0	-	-	-	-	-	-	-	4.8	-	-	-	-
83.3 110.0	-	-	-	5.0	-	-	-	-	-	-	-	-
93.3 110.0	-	4.8	-	-	-	-	-	-	-	-	-	-
<i>Hygophium reinhardtii</i>												
Station	Jan.	Feb.	Mar.	Apr.	May	June	July	Aug.	Sep.	Oct.	Nov.	Dec.
80.0 80.0	-	-	-	-	-	-	-	5.2	-	-	-	-
83.3 80.0	-	4.7	-	-	-	-	-	-	-	5.0	-	-
86.7 90.0	-	-	-	5.4	-	-	-	-	-	-	-	-
90.0 70.0	-	-	-	-	-	-	-	4.8	-	-	-	-
90.0 90.0	-	-	-	14.9	-	-	-	-	-	-	-	-
90.0 100.0	-	-	-	5.2	-	-	-	-	-	-	-	-
90.0 110.0	-	-	-	-	-	-	-	4.8	-	-	-	-

TABLE 4. (cont.)

		<i>Hygophum reinhardtii</i> (cont.)											
Station	Jan.	Feb.	Mar.	Apr.	May	June	July	Aug.	Sep.	Oct.	Nov.	Dec.	
90.0 120.0	-	5.0	-	-	-	-	-	-	-	-	-	-	
93.3 100.0	-	-	-	-	-	-	-	14.4	-	4.7	-	-	
93.3 110.0	-	14.4	-	-	-	-	-	5.4	-	4.5	-	-	
93.3 120.0	-	-	-	4.9	-	-	-	-	-	14.3	-	-	
<i>Loweina rara</i>													
Station	Jan.	Feb.	Mar.	Apr.	May	June	July	Aug.	Sep.	Oct.	Nov.	Dec.	
83.3 55.0	-	-	-	10.8	-	-	-	-	-	-	-	-	
<i>Myctophum nitidulum</i>													
Station	Jan.	Feb.	Mar.	Apr.	May	June	July	Aug.	Sep.	Oct.	Nov.	Dec.	
80.0 80.0	-	-	-	4.9	-	-	-	5.2	-	4.6	-	-	
80.0 90.0	-	-	-	5.2	-	-	-	4.8	-	-	-	-	
86.7 100.0	-	-	-	4.8	-	-	-	-	-	-	-	-	
86.7 110.0	-	-	-	10.1	-	-	-	-	-	-	-	-	
90.0 70.0	-	10.0	-	-	-	-	-	-	-	5.4	-	-	
90.0 90.0	-	-	-	10.0	-	-	-	-	-	-	-	-	
90.0 100.0	-	-	-	20.7	-	-	-	10.4	-	-	-	-	
90.0 110.0	-	-	-	4.7	-	-	-	-	-	-	-	-	
93.3 70.0	-	-	-	-	-	-	-	9.7	-	-	-	-	
93.3 80.0	-	5.2	-	-	-	-	-	-	-	-	-	-	
93.3 100.0	-	-	-	-	-	-	-	4.8	-	4.7	-	-	
<i>Protomyctophum crockeri</i>													
Station	Jan.	Feb.	Mar.	Apr.	May	June	July	Aug.	Sep.	Oct.	Nov.	Dec.	
76.7 51.0	-	-	-	-	10.6	-	-	-	-	-	-	-	
76.7 55.0	-	11.1	-	29.3	-	-	-	-	-	-	-	-	
76.7 60.0	-	10.3	-	-	-	-	-	10.6	-	-	-	-	
76.7 70.0	-	20.1	-	11.1	-	-	-	-	-	21.8	-	-	
76.7 80.0	-	19.7	-	5.0	-	-	-	-	-	4.7	-	-	
76.7 90.0	-	-	-	10.5	-	-	-	5.3	-	5.4	-	-	
76.7 100.0	-	9.8	-	10.3	-	-	-	-	-	24.6	-	-	
80.0 55.0	-	10.7	-	10.0	-	-	-	-	-	10.9	-	-	
80.0 60.0	-	9.5	-	-	-	-	-	-	-	-	-	-	

TABLE 4. (cont.)

Station	<i>Protomyctophum crockeri</i> (cont.)											
	Jan.	Feb.	Mar.	Apr.	May	June	July	Aug.	Sep.	Oct.	Nov.	Dec.
80.0 70.0	-	-	-	-	-	-	-	-	-	7.5	-	-
80.0 80.0	-	-	-	19.6	-	-	-	10.4	-	9.1	-	-
80.0 90.0	-	-	-	5.2	-	-	-	4.8	-	5.2	-	-
80.0 100.0	-	5.1	-	-	-	-	-	-	-	5.0	-	-
83.3 42.0	-	-	-	-	-	-	-	-	-	9.6	-	-
83.3 55.0	-	-	-	-	-	-	-	-	-	7.8	-	-
83.3 60.0	-	10.3	-	-	-	-	-	10.3	-	40.4	-	-
83.3 70.0	-	15.1	-	-	-	-	-	5.2	-	-	-	-
83.3 80.0	-	4.7	-	-	-	-	-	31.6	-	5.0	-	-
83.3 90.0	-	-	-	-	-	-	-	18.0	-	-	-	-
83.3 100.0	-	5.1	-	-	-	-	-	-	-	4.5	-	-
83.3 110.0	-	14.7	-	10.0	-	-	-	-	-	-	-	-
86.7 35.0	-	5.2	-	-	-	-	-	5.1	-	-	-	-
86.7 55.0	-	9.5	-	-	-	-	-	-	-	-	-	-
86.7 60.0	-	16.1	-	11.3	-	-	-	-	-	9.9	-	-
86.7 70.0	-	14.1	-	33.7	-	-	-	-	-	22.9	-	-
86.7 90.0	-	4.7	-	-	-	-	-	4.8	-	5.0	-	-
86.7 100.0	-	5.0	-	-	-	-	-	18.0	-	-	-	-
86.7 110.0	-	9.9	-	-	-	-	-	14.2	-	4.9	-	-
90.0 30.0	-	-	-	15.6	-	-	-	-	-	5.4	-	-
90.0 35.0	-	-	-	10.7	-	-	-	-	-	-	-	-
90.0 37.0	-	-	-	-	-	-	-	10.1	-	-	-	-
90.0 45.0	-	10.3	-	-	-	-	-	-	-	4.2	-	-
90.0 53.0	-	5.2	-	-	-	-	-	-	-	12.0	-	-
90.0 60.0	-	5.0	-	-	-	-	-	-	-	-	-	-
90.0 70.0	-	25.0	-	5.2	-	-	-	9.6	-	-	-	-
90.0 80.0	-	10.3	-	-	-	-	-	-	-	10.6	-	-
90.0 90.0	-	4.9	-	5.0	-	-	-	-	-	-	-	-
90.0 100.0	-	5.0	-	-	-	-	-	15.6	-	-	-	-
90.0 110.0	-	-	-	18.7	-	-	-	-	-	-	-	-
90.0 120.0	-	5.0	-	5.1	-	-	-	4.9	-	-	-	-

TABLE 4. (cont.)

Station	<i>Protomyctophum crockeri</i> (cont.)											
	Jan.	Feb.	Mar.	Apr.	May	June	July	Aug.	Sep.	Oct.	Nov.	Dec.
93.3 30.0	-	-	-	-	-	-	-	10.7	-	-	-	-
93.3 45.0	5.5	-	-	-	-	-	-	4.5	-	10.4	-	-
93.3 50.0	8.6	-	-	5.2	-	-	-	5.0	-	-	-	-
93.3 55.0	-	-	-	4.8	-	-	-	10.0	-	-	-	-
93.3 60.0	4.8	-	-	20.0	-	-	-	9.3	-	-	-	-
93.3 70.0	9.7	-	-	5.2	-	-	-	-	-	-	-	-
93.3 80.0	-	-	-	19.7	-	-	-	-	-	4.7	-	-
93.3 90.0	-	5.1	-	5.4	-	-	-	-	-	-	-	-
93.3 100.0	-	-	-	-	-	-	-	9.6	-	9.3	-	-
93.3 110.0	-	4.8	-	-	-	-	-	5.4	-	-	-	-
93.3 120.0	-	-	-	-	-	-	-	8.8	-	4.8	-	-
Station	<i>Symbolophorus californiensis</i>											
	Jan.	Feb.	Mar.	Apr.	May	June	July	Aug.	Sep.	Oct.	Nov.	Dec.
76.7 70.0	-	-	-	11.1	-	-	-	10.2	-	-	-	-
76.7 80.0	-	-	-	14.9	-	-	-	10.1	-	-	-	-
76.7 90.0	-	5.1	-	15.8	-	-	-	5.3	-	-	-	-
76.7 100.0	-	14.8	-	5.1	-	-	-	4.6	-	-	-	-
80.0 60.0	-	9.5	-	-	-	-	-	-	-	-	-	-
80.0 70.0	-	-	-	-	-	-	-	12.0	-	3.8	-	-
80.0 80.0	-	11.0	-	14.7	-	-	-	5.2	-	-	-	-
80.0 90.0	-	19.1	-	15.6	-	-	-	-	-	-	-	-
80.0 100.0	-	15.3	-	-	-	-	-	-	-	-	-	-
83.3 55.0	-	10.5	-	10.8	-	-	-	-	-	-	-	-
83.3 70.0	-	-	-	-	-	-	-	10.4	-	-	-	-
83.3 90.0	-	-	-	-	-	-	-	13.5	-	-	-	-
83.3 100.0	-	10.3	-	-	-	-	-	-	-	-	-	-
86.7 80.0	-	-	-	-	-	-	-	4.8	-	-	-	-
86.7 90.0	-	-	-	10.7	-	-	-	-	-	-	-	-
86.7 100.0	-	-	-	-	-	-	-	4.5	-	-	-	-
86.7 110.0	-	-	-	-	-	-	-	-	-	4.9	-	-
90.0 60.0	-	-	-	-	-	-	-	5.4	-	-	-	-

TABLE 4. (cont.)

<i>Symbolophorus californiensis</i> (cont.)												
Station	Jan.	Feb.	Mar.	Apr.	May	June	July	Aug.	Sep.	Oct.	Nov.	Dec.
90.0 70.0	-	10.0	-	5.2	-	-	-	4.8	-	-	-	-
90.0 80.0	-	25.7	-	-	-	-	-	5.2	-	-	-	-
90.0 90.0	-	-	-	-	-	-	-	-	-	-	-	-
90.0 100.0	-	-	-	5.2	-	-	-	-	-	-	-	-
90.0 110.0	-	10.1	-	4.7	-	-	-	-	-	-	-	-
93.3 35.0	-	-	-	5.0	-	-	-	-	-	-	-	-
93.3 55.0	-	-	-	4.8	-	-	-	-	-	-	-	-
93.3 60.0	-	-	-	15.0	-	-	-	-	-	-	-	-
93.3 70.0	-	-	-	20.9	-	-	-	4.9	-	-	-	-
93.3 80.0	-	-	-	24.6	-	-	-	-	-	-	-	-
93.3 90.0	-	-	-	21.8	-	-	-	-	-	-	-	-
93.3 100.0	-	15.2	-	-	-	-	-	-	-	-	-	-
93.3 110.0	-	9.6	-	4.9	-	-	-	-	-	-	-	-
<i>Tarletonbeania crenularis</i>												
Station	Jan.	Feb.	Mar.	Apr.	May	June	July	Aug.	Sep.	Oct.	Nov.	Dec.
76.7 55.0	-	-	-	-	-	-	-	10.1	-	-	-	-
76.7 100.0	-	-	-	5.1	-	-	-	-	-	-	-	-
80.0 55.0	-	5.4	-	-	-	-	-	-	-	-	-	-
83.3 70.0	-	-	-	-	-	-	-	5.2	-	-	-	-
83.3 90.0	-	-	-	-	-	-	-	4.5	-	-	-	-
86.7 60.0	-	5.4	-	-	-	-	-	-	-	-	-	-
90.0 90.0	-	-	-	-	-	-	-	5.2	-	-	-	-
90.0 100.0	-	5.0	-	-	-	-	-	-	-	-	-	-
93.3 55.0	-	-	-	-	-	-	-	10.0	-	-	-	-
93.3 70.0	-	-	-	-	-	-	-	4.9	-	4.9	-	-
<i>Desmodema lorum</i>												
Station	Jan.	Feb.	Mar.	Apr.	May	June	July	Aug.	Sep.	Oct.	Nov.	Dec.
83.3 90.0	-	-	-	-	-	-	-	4.5	-	-	-	-
93.3 50.0	-	-	-	-	-	-	-	-	-	5.2	-	-
<i>Trachipterus altivelis</i>												
Station	Jan.	Feb.	Mar.	Apr.	May	June	July	Aug.	Sep.	Oct.	Nov.	Dec.
80.0 60.0	-	4.8	-	-	-	-	-	-	-	-	-	-

TABLE 4. (cont.)

Station	<i>Merluccius productus</i>											
	Jan.	Feb.	Mar.	Apr.	May	June	July	Aug.	Sep.	Oct.	Nov.	Dec.
76.7 49.0	-	192.0	-	-	18.6	-	-	-	-	-	97.2	-
76.7 51.0	-	101.2	-	-	-	-	-	-	-	-	92.4	-
76.7 55.0	-	2080.6	-	14.7	-	-	-	-	-	-	-	-
76.7 60.0	-	1819.6	-	-	-	-	-	-	-	-	-	-
76.7 70.0	-	55.3	-	-	-	-	-	-	-	-	-	-
76.7 80.0	-	29.5	-	-	-	-	-	-	-	-	-	-
76.7 100.0	-	-	-	5.1	-	-	-	-	-	-	-	-
80.0 51.0	-	13.9	-	-	-	-	-	-	11.8	-	-	-
80.0 55.0	-	-	-	-	-	-	-	-	43.8	-	-	-
80.0 60.0	-	4.8	-	19.4	-	-	-	-	-	-	-	-
81.8 46.9	-	258.7	-	-	-	-	-	-	-	20.6	-	-
83.3 42.0	-	15.8	-	-	-	-	-	-	-	-	-	-
83.3 51.0	-	979.4	-	9.7	-	-	-	-	-	-	-	-
83.3 55.0	-	545.5	-	86.1	-	-	-	-	-	-	-	-
83.3 60.0	-	1762.7	-	-	-	-	-	-	-	-	-	-
83.3 70.0	-	-	-	11.4	-	-	-	-	-	-	-	-
86.7 35.0	-	83.5	-	28.1	-	-	-	-	-	-	-	-
86.7 40.0	-	222.2	-	51.1	-	-	-	-	-	-	-	-
86.7 45.0	-	709.3	-	131.3	-	-	-	-	-	-	-	-
86.7 50.0	-	214.8	-	-	-	-	-	-	-	-	-	-
86.7 55.0	-	652.1	-	99.8	-	-	-	-	-	-	-	-
86.7 60.0	-	150.4	-	22.5	-	-	-	-	-	-	-	-
86.7 70.0	-	-	-	16.8	-	-	-	-	-	-	-	-
86.7 80.0	-	5.4	-	114.6	-	-	-	-	-	-	-	-
90.0 30.0	-	10.4	-	15.6	-	-	-	-	-	-	-	-
90.0 35.0	-	5.4	-	10.7	-	-	-	-	-	-	-	-
90.0 37.0	-	25.9	-	22.2	-	-	-	-	-	-	-	-
90.0 45.0	-	31.0	-	58.6	-	-	-	-	-	-	-	-
90.0 53.0	-	51.5	-	-	-	-	-	-	-	-	-	-
90.0 60.0	-	125.8	-	-	-	-	-	-	-	-	-	-

TABLE 4. (cont.)

		<i>Merluccius productus</i> (cont.)											
Station	Jan.	Feb.	Mar.	Apr.	May	June	July	Aug.	Sep.	Oct.	Nov.	Dec.	
90.0	70.0	-	-	25.9	-	-	-	-	-	-	-	-	
93.3	28.0	-	-	15.2	-	-	-	-	-	-	-	-	
93.3	30.0	-	-	23.2	-	-	-	-	-	-	-	-	
93.3	35.0	-	-	45.4	-	-	-	-	-	-	-	-	
93.3	40.0	-	-	96.7	-	-	-	-	-	-	-	-	
93.3	45.0	-	-	15.2	-	-	-	-	-	-	-	-	
93.3	50.0	-	-	15.5	-	-	-	-	-	-	-	-	
93.3	55.0	-	-	38.8	-	-	-	-	-	-	-	-	
93.3	60.0	-	-	10.0	-	-	-	-	-	-	-	-	
<i>Ophidion scrippsae</i>													
Station	Jan.	Feb.	Mar.	Apr.	May	June	July	Aug.	Sep.	Oct.	Nov.	Dec.	
80.0	51.0	-	-	-	-	-	-	-	-	3.9	-	-	
<i>Cataetx rubrirostris</i>													
Station	Jan.	Feb.	Mar.	Apr.	May	June	July	Aug.	Sep.	Oct.	Nov.	Dec.	
83.3	42.0	-	-	10.7	-	-	-	-	-	-	-	-	
90.0	28.0	-	-	10.5	-	-	-	-	-	-	-	-	
90.0	30.0	-	-	31.3	-	-	-	-	-	-	-	-	
<i>Oneirodes</i> spp.													
Station	Jan.	Feb.	Mar.	Apr.	May	June	July	Aug.	Sep.	Oct.	Nov.	Dec.	
90.0	80.0	-	-	-	-	-	-	5.1	-	-	-	-	
<i>Gigantactis</i> spp.													
Station	Jan.	Feb.	Mar.	Apr.	May	June	July	Aug.	Sep.	Oct.	Nov.	Dec.	
90.0	120.0	-	-	-	-	-	-	9.8	-	-	-	-	
93.3	100.0	-	-	-	-	-	-	4.8	-	-	-	-	
<i>Atherinopsis californiensis</i>													
Station	Jan.	Feb.	Mar.	Apr.	May	June	July	Aug.	Sep.	Oct.	Nov.	Dec.	
93.3	26.7	-	-	9.0	-	-	-	-	-	-	-	-	
<i>Cololabis saira</i>													
Station	Jan.	Feb.	Mar.	Apr.	May	June	July	Aug.	Sep.	Oct.	Nov.	Dec.	
83.3	80.0	-	-	-	-	-	-	10.5	-	-	-	-	
83.3	110.0	-	-	5.0	-	-	-	-	-	-	-	-	
86.7	40.0	-	-	10.2	-	-	-	-	-	-	-	-	

TABLE 4. (cont.)

<i>Melamphaes</i> spp.												
Station	Jan.	Feb.	Mar.	Apr.	May	June	July	Aug.	Sep.	Oct.	Nov.	Dec.
76.7 100.0	-	-	-	-	-	-	-	4.6	-	-	-	-
90.0 80.0	-	-	-	5.2	-	-	-	-	-	-	-	-
90.0 120.0	-	5.0	-	10.2	-	-	-	-	-	-	-	-
93.3 80.0	-	-	-	-	-	-	-	-	-	4.7	-	-
93.3 120.0	-	-	-	-	-	-	-	4.4	-	-	-	-
<i>Melamphaes lugubris</i>												
Station	Jan.	Feb.	Mar.	Apr.	May	June	July	Aug.	Sep.	Oct.	Nov.	Dec.
76.7 70.0	-	-	-	11.1	-	-	-	-	-	-	-	-
76.7 80.0	-	-	-	9.9	-	-	-	-	-	-	-	-
76.7 90.0	-	-	-	5.3	-	-	-	-	-	-	-	-
76.7 100.0	-	-	-	5.1	-	-	-	-	-	-	-	-
80.0 70.0	-	-	-	-	-	-	-	24.0	-	-	-	-
80.0 80.0	-	5.5	-	-	-	-	-	-	-	-	-	-
80.0 100.0	-	5.1	-	-	-	-	-	-	-	-	-	-
83.3 55.0	-	-	-	10.8	-	-	-	-	-	-	-	-
83.3 70.0	-	5.0	-	-	-	-	-	-	-	-	-	-
90.0 80.0	-	-	-	-	-	-	-	-	-	10.6	-	-
93.3 90.0	-	-	-	-	-	-	-	-	-	4.6	-	-
93.3 100.0	-	-	-	-	-	-	-	4.8	-	-	-	-
93.3 110.0	-	-	-	-	-	-	-	5.4	-	-	-	-
<i>Melamphaes parvus</i>												
Station	Jan.	Feb.	Mar.	Apr.	May	June	July	Aug.	Sep.	Oct.	Nov.	Dec.
76.7 70.0	-	-	-	22.1	-	-	-	-	-	-	-	-
76.7 80.0	-	-	-	5.0	-	-	-	-	-	-	-	-
80.0 80.0	-	-	-	-	-	-	-	5.2	-	-	-	-
83.3 70.0	-	-	-	11.4	-	-	-	-	-	-	-	-
86.7 70.0	-	-	-	5.6	-	-	-	-	-	-	-	-
90.0 70.0	-	10.0	-	-	-	-	-	-	-	-	-	-
90.0 80.0	-	5.1	-	5.2	-	-	-	-	-	-	-	-
90.0 90.0	-	-	-	5.0	-	-	-	-	-	-	-	-
93.3 70.0	-	-	-	-	-	-	-	9.7	-	-	-	-

TABLE 4. (cont.)

<i>Melamphaes parvus</i> (cont.)												
Station	Jan.	Feb.	Mar.	Apr.	May	June	July	Aug.	Sep.	Oct.	Nov.	Dec.
93.3 80.0	-	-	-	4.9	-	-	-	-	-	-	-	-
93.3 110.0	-	-	-	4.9	-	-	-	-	-	-	-	-
93.3 120.0	-	-	-	4.9	-	-	-	-	-	-	-	-
<i>Poromitra crassiceps</i>												
Station	Jan.	Feb.	Mar.	Apr.	May	June	July	Aug.	Sep.	Oct.	Nov.	Dec.
76.7 80.0	-	-	-	5.0	-	-	-	10.1	-	-	-	-
76.7 100.0	-	-	-	5.1	-	-	-	-	-	-	-	-
83.3 110.0	-	-	-	-	-	-	-	4.9	-	-	-	-
90.0 70.0	-	-	-	5.2	-	-	-	-	-	-	-	-
90.0 80.0	-	5.1	-	-	-	-	-	-	-	-	-	-
90.0 100.0	-	5.0	-	-	-	-	-	-	-	-	-	-
93.3 60.0	-	-	-	-	-	-	-	4.7	-	-	-	-
93.3 80.0	-	-	-	4.9	-	-	-	-	-	-	-	-
93.3 90.0	-	-	-	10.9	-	-	-	-	-	-	-	-
<i>Scopeloberyx robustus</i>												
Station	Jan.	Feb.	Mar.	Apr.	May	June	July	Aug.	Sep.	Oct.	Nov.	Dec.
80.0 90.0	-	-	-	5.2	-	-	-	-	-	-	-	-
83.3 80.0	-	4.7	-	-	-	-	-	-	-	-	-	-
<i>Scopelogadus bispinosus</i>												
Station	Jan.	Feb.	Mar.	Apr.	May	June	July	Aug.	Sep.	Oct.	Nov.	Dec.
76.7 80.0	-	-	-	5.0	-	-	-	-	-	-	-	-
80.0 90.0	-	-	-	5.2	-	-	-	-	-	-	-	-
86.7 90.0	-	-	-	5.4	-	-	-	-	-	-	-	-
86.7 110.0	-	-	-	5.0	-	-	-	-	-	-	-	-
90.0 80.0	-	-	-	-	-	-	-	5.1	-	-	-	-
90.0 110.0	-	-	-	-	-	-	-	4.8	-	-	-	-
93.3 60.0	-	-	-	-	-	-	-	-	-	5.2	-	-
<i>Sebastes</i> spp.												
Station	Jan.	Feb.	Mar.	Apr.	May	June	July	Aug.	Sep.	Oct.	Nov.	Dec.
76.7 49.0	-	45.7	-	-	37.3	-	-	9.4	-	-	4.9	-
76.7 51.0	-	179.8	-	-	31.7	-	-	-	-	-	-	-

TABLE 4. (cont.)

Station	<i>Sebastes</i> spp. (cont.)											
	Jan.	Feb.	Mar.	Apr.	May	June	July	Aug.	Sep.	Oct.	Nov.	Dec.
76.7 55.0	-	99.6	-	87.9	-	-	-	100.6	-	-	-	-
76.7 60.0	-	102.8	-	-	-	-	-	-	-	-	11.9	-
76.7 70.0	-	15.1	-	-	-	-	-	-	-	-	-	-
80.0 51.0	-	64.8	-	-	-	-	-	8.5	-	3.9	-	-
80.0 55.0	-	10.7	-	-	-	-	-	-	-	-	-	-
80.0 60.0	-	9.5	-	9.7	-	-	-	9.8	-	9.6	-	-
81.8 46.9	-	-	-	-	-	-	-	-	-	15.4	-	-
83.3 42.0	-	57.9	-	10.7	-	-	-	4.3	-	4.8	-	-
83.3 51.0	-	195.0	-	9.7	-	-	-	13.0	-	-	-	-
83.3 55.0	-	21.0	-	129.1	-	-	-	-	-	-	-	-
83.3 60.0	-	515.4	-	-	-	-	-	-	-	-	-	-
83.3 70.0	-	-	-	34.3	-	-	-	-	-	-	-	-
83.3 100.0	-	10.3	-	-	-	-	-	-	-	-	-	-
86.7 33.0	-	4.7	-	10.1	-	-	-	-	-	-	-	-
86.7 35.0	-	10.4	-	75.0	-	-	-	-	-	-	-	-
86.7 40.0	-	80.8	-	204.3	-	-	-	-	-	-	-	-
86.7 45.0	-	226.2	-	295.4	-	-	-	-	-	-	-	-
86.7 50.0	-	2597.8	-	241.1	-	-	-	37.5	-	13.8	-	-
86.7 55.0	-	176.1	-	77.6	-	-	-	4.9	-	-	-	-
86.7 60.0	-	26.9	-	67.5	-	-	-	-	-	-	-	-
86.7 70.0	-	4.7	-	-	-	-	-	-	-	-	-	-
86.7 80.0	-	-	-	202.8	-	-	-	-	-	-	-	-
90.0 28.0	-	-	-	15.8	-	-	-	4.3	-	-	-	-
90.0 30.0	-	-	-	-	-	-	-	5.3	-	-	-	-
90.0 35.0	-	21.6	-	32.2	-	-	-	10.6	-	-	-	-
90.0 37.0	-	5.2	-	177.4	-	-	-	-	-	-	-	-
90.0 45.0	-	5.2	-	263.7	-	-	-	4.9	-	-	-	-
90.0 53.0	-	149.4	-	-	-	-	-	-	-	4.0	-	-
90.0 60.0	-	35.2	-	-	-	-	-	-	-	-	-	-
90.0 70.0	-	-	-	98.2	-	-	-	-	-	-	-	-

TABLE 4. (cont.)

Station	<i>Sebastes spp.</i> (cont.)											
	Jan.	Feb.	Mar.	Apr.	May	June	July	Aug.	Sep.	Oct.	Nov.	Dec.
93.3 26.7	55.2	-	-	-	-	-	-	-	-	-	-	-
93.3 28.0	29.8	-	-	-	-	-	-	-	-	-	-	-
93.3 30.0	-	-	5.8	-	-	-	-	-	-	-	-	-
93.3 35.0	5.3	-	126.0	-	-	-	-	-	-	-	-	-
93.3 40.0	37.1	-	53.7	-	-	-	-	-	-	-	-	-
93.3 45.0	5.5	-	-	-	-	-	-	-	-	-	-	-
93.3 50.0	-	-	82.7	-	-	-	-	-	-	-	-	-
93.3 55.0	10.1	-	164.9	-	-	-	-	-	-	-	-	-
93.3 60.0	4.8	-	20.0	-	-	-	-	-	-	-	-	-
<i>Sebastes aurora</i>												
Station	Jan.	Feb.	Mar.	Apr.	May	June	July	Aug.	Sep.	Oct.	Nov.	Dec.
76.7 55.0	-	-	-	-	-	-	-	10.1	-	-	-	-
76.7 60.0	-	-	-	11.1	-	-	-	-	-	-	-	-
86.7 45.0	-	-	-	10.9	-	-	-	-	-	-	-	-
86.7 55.0	-	4.8	-	-	-	-	-	-	-	-	-	-
<i>Sebastes diploproa</i>												
Station	Jan.	Feb.	Mar.	Apr.	May	June	July	Aug.	Sep.	Oct.	Nov.	Dec.
76.7 70.0	-	-	-	-	-	-	-	-	-	10.9	-	-
80.0 51.0	-	-	-	-	-	-	-	17.0	-	15.7	-	-
80.0 55.0	-	-	-	-	-	-	-	-	-	21.9	-	-
83.3 40.6	-	-	-	-	-	-	-	-	-	3.3	-	-
83.3 51.0	-	-	-	-	-	-	-	-	-	58.1	-	-
83.3 55.0	-	21.0	-	-	-	-	-	-	-	-	-	-
86.7 35.0	-	-	-	-	-	-	-	-	-	10.0	-	-
86.7 45.0	-	-	-	-	-	-	-	-	-	14.1	-	-
86.7 50.0	-	-	-	-	-	-	-	11.3	-	4.6	-	-
90.0 35.0	-	-	-	-	-	-	-	-	-	5.1	-	-
90.0 60.0	-	10.1	-	-	-	-	-	-	-	-	-	-
93.3 35.0	-	-	-	-	-	-	-	-	-	5.2	-	-

TABLE 4. (cont.)

Station	<i>Sebastes jordani</i>											
	Jan.	Feb.	Mar.	Apr.	May	June	July	Aug.	Sep.	Oct.	Nov.	Dec.
76.7	49.0	-	-	-	18.6	-	-	-	-	-	9.7	-
76.7	51.0	-	-	-	10.6	-	-	-	-	-	-	-
76.7	55.0	-	-	102.6	-	-	-	-	-	-	-	-
80.0	51.0	4.6	-	-	-	-	-	-	-	-	-	-
83.3	42.0	42.1	-	-	-	-	-	-	-	-	-	-
83.3	51.0	55.1	-	-	-	-	-	-	-	-	-	-
83.3	55.0	-	-	10.8	-	-	-	-	-	-	-	-
83.3	60.0	175.2	-	-	-	-	-	-	-	-	-	-
86.7	33.0	9.4	-	-	-	-	-	-	-	-	-	-
86.7	35.0	-	-	18.8	-	-	-	-	-	-	-	-
86.7	40.0	30.3	-	-	-	-	-	-	-	-	-	-
86.7	45.0	-	-	65.6	-	-	-	-	-	-	-	-
86.7	50.0	41.3	-	21.0	-	-	-	-	-	-	-	-
86.7	55.0	19.0	-	11.1	-	-	-	-	-	-	-	-
86.7	60.0	5.4	-	-	-	-	-	-	-	-	-	-
86.7	80.0	-	-	17.6	-	-	-	-	-	-	-	-
90.0	30.0	20.8	-	-	-	-	-	-	-	-	-	-
90.0	35.0	59.4	-	21.4	-	-	-	-	-	-	-	-
90.0	37.0	5.2	-	88.7	-	-	-	-	-	-	-	-
90.0	45.0	5.2	-	39.1	-	-	-	-	-	-	-	-
90.0	53.0	25.8	-	-	-	-	-	-	-	-	-	-
93.3	26.7	5.0	-	9.0	-	-	-	-	-	-	-	-
93.3	30.0	21.1	-	-	-	-	-	-	-	-	-	-
93.3	35.0	-	-	20.2	-	-	-	-	-	-	-	-
93.3	40.0	-	-	10.7	-	-	-	-	-	-	-	-
<i>Sebastes paucispinis</i>												
Station	Jan.	Feb.	Mar.	Apr.	May	June	July	Aug.	Sep.	Oct.	Nov.	Dec.
80.0	55.0	5.4	-	-	-	-	-	-	-	-	-	-
80.0	60.0	4.8	-	-	-	-	-	-	-	-	-	-
83.3	55.0	10.5	-	-	-	-	-	-	-	-	-	-
83.3	60.0	61.8	-	-	-	-	-	-	-	-	-	-

TABLE 4. (cont.)

		<i>Sebastes paucispinis</i> (cont.)											
Station	Jan.	Feb.	Mar.	Apr.	May	June	July	Aug.	Sep.	Oct.	Nov.	Dec.	
86.7	45.0	10.3	-	10.9	-	-	-	-	-	-	-	-	
86.7	50.0	78.5	-	-	-	-	-	-	-	-	-	-	
86.7	55.0	14.3	-	-	-	-	-	-	-	-	-	-	
86.7	70.0	4.7	-	-	-	-	-	-	-	-	-	-	
86.7	80.0	-	-	17.6	-	-	-	-	-	-	-	-	
90.0	37.0	-	-	11.1	-	-	-	-	-	-	-	-	
90.0	45.0	-	-	29.3	-	-	-	-	-	-	-	-	
90.0	53.0	15.5	-	-	-	-	-	-	-	-	-	-	
90.0	60.0	25.2	-	-	-	-	-	-	-	-	-	-	
93.3	35.0	-	-	10.1	-	-	-	-	-	-	-	-	
93.3	40.0	5.3	-	-	-	-	-	-	-	-	-	-	
93.3	45.0	5.5	-	-	-	-	-	-	-	-	-	-	
93.3	50.0	-	-	5.2	-	-	-	-	-	-	-	-	
93.3	55.0	-	-	9.7	-	-	-	-	-	-	-	-	
<i>Oxylebius pictus</i>													
Station	Jan.	Feb.	Mar.	Apr.	May	June	July	Aug.	Sep.	Oct.	Nov.	Dec.	
83.3	60.0	10.3	-	-	-	-	-	-	-	-	-	-	
86.7	55.0	4.8	-	-	-	-	-	-	-	-	-	-	
<i>Zaniolepis frenata</i>													
Station	Jan.	Feb.	Mar.	Apr.	May	June	July	Aug.	Sep.	Oct.	Nov.	Dec.	
86.7	33.0	-	-	10.1	-	-	-	-	-	-	-	-	
<i>Zaniolepis latipinnis</i>													
Station	Jan.	Feb.	Mar.	Apr.	May	June	July	Aug.	Sep.	Oct.	Nov.	Dec.	
76.7	51.0	-	-	-	-	-	-	-	-	-	10.3	-	
83.3	51.0	8.5	-	-	-	-	-	-	-	-	-	-	
83.3	60.0	10.3	-	-	-	-	-	-	-	-	-	-	
86.7	40.0	10.1	-	-	-	-	-	-	-	-	-	-	
86.7	50.0	4.1	-	-	-	-	-	-	-	-	-	-	
93.3	26.7	5.0	-	-	-	-	-	-	-	-	-	-	
<i>Artedius creaseri</i>													
Station	Jan.	Feb.	Mar.	Apr.	May	June	July	Aug.	Sep.	Oct.	Nov.	Dec.	
76.7	49.0	-	-	-	9.3	-	-	-	-	-	-	-	

TABLE 4. (cont.)

		<i>Arteidius creaseri</i> (cont.)											
Station	Jan.	Feb.	Mar.	Apr.	May	June	July	Aug.	Sep.	Oct.	Nov.	Dec.	
80.0	51.0	-	-	9.9	-	-	-	-	-	-	-	-	
83.3	42.0	-	-	10.7	-	-	-	-	-	-	-	-	
83.3	51.0	-	-	106.9	-	-	-	-	-	-	-	-	
		<i>Arteidius lateralis</i>											
Station	Jan.	Feb.	Mar.	Apr.	May	June	July	Aug.	Sep.	Oct.	Nov.	Dec.	
80.0	51.0	-	-	5.0	-	-	-	-	-	-	-	-	
83.3	51.0	-	-	29.2	-	-	-	-	-	-	-	-	
86.7	50.0	-	12.4	-	-	-	-	-	-	-	-	-	
		<i>Chitonotus pugetensis</i>											
Station	Jan.	Feb.	Mar.	Apr.	May	June	July	Aug.	Sep.	Oct.	Nov.	Dec.	
76.7	49.0	-	-	-	9.3	-	-	-	-	-	-	-	
83.3	51.0	-	-	58.3	-	-	-	-	-	-	-	-	
		<i>Enophrys bison</i>											
Station	Jan.	Feb.	Mar.	Apr.	May	June	July	Aug.	Sep.	Oct.	Nov.	Dec.	
86.7	50.0	-	-	-	-	-	-	-	-	-	-	-	
		<i>Icelinus quadriseriatus</i>											
Station	Jan.	Feb.	Mar.	Apr.	May	June	July	Aug.	Sep.	Oct.	Nov.	Dec.	
83.3	51.0	-	-	184.7	-	-	-	-	-	-	-	-	
		<i>Scorpaenichthys marmoratus</i>											
Station	Jan.	Feb.	Mar.	Apr.	May	June	July	Aug.	Sep.	Oct.	Nov.	Dec.	
76.7	51.0	-	-	-	-	-	-	-	-	-	-	-	
		<i>BathYGONUS pentacanthus</i>											
Station	Jan.	Feb.	Mar.	Apr.	May	June	July	Aug.	Sep.	Oct.	Nov.	Dec.	
86.7	55.0	-	-	11.1	-	-	-	-	-	-	-	-	
		<i>Odontopyxis trispinosa</i>											
Station	Jan.	Feb.	Mar.	Apr.	May	June	July	Aug.	Sep.	Oct.	Nov.	Dec.	
83.3	51.0	-	-	9.7	-	-	-	-	-	-	-	-	
		<i>Paralabrax</i> spp.											
Station	Jan.	Feb.	Mar.	Apr.	May	June	July	Aug.	Sep.	Oct.	Nov.	Dec.	
83.3	51.0	-	-	-	-	-	-	26.0	-	-	-	-	
86.7	35.0	-	-	-	-	-	-	15.2	-	-	-	-	

TABLE 4. (cont.)

		<i>Paralabrax</i> spp. (cont.)											
Station	Jan.	Feb.	Mar.	Apr.	May	June	July	Aug.	Sep.	Oct.	Nov.	Dec.	
90.0 28.0	-	-	-	-	-	-	-	4.3	-	-	-	-	
90.0 35.0	-	-	-	-	-	-	-	10.6	-	-	-	-	
90.0 37.0	-	-	-	-	-	-	-	30.3	-	-	-	-	
<i>Howella</i> spp.													
Station	Jan.	Feb.	Mar.	Apr.	May	June	July	Aug.	Sep.	Oct.	Nov.	Dec.	
83.3 90.0	-	-	-	-	-	-	-	-	-	4.7	-	-	
83.3 110.0	-	-	-	5.0	-	-	-	-	-	-	-	-	
90.0 80.0	-	-	-	-	-	-	-	5.1	-	-	-	-	
<i>Seriola lalandi</i>													
Station	Jan.	Feb.	Mar.	Apr.	May	June	July	Aug.	Sep.	Oct.	Nov.	Dec.	
93.3 30.0	-	-	-	-	-	-	-	10.7	-	-	-	-	
<i>Trachurus symmetricus</i>													
Station	Jan.	Feb.	Mar.	Apr.	May	June	July	Aug.	Sep.	Oct.	Nov.	Dec.	
76.7 60.0	-	-	-	11.1	-	-	-	-	-	-	-	-	
76.7 70.0	-	-	-	171.4	-	-	-	-	-	-	-	-	
76.7 80.0	-	-	-	89.5	-	-	-	-	-	-	-	-	
76.7 90.0	-	-	-	47.4	-	-	-	-	-	-	-	-	
76.7 100.0	-	-	-	159.0	-	-	-	-	-	-	-	-	
80.0 70.0	-	-	-	5.1	-	-	-	-	-	-	-	-	
80.0 80.0	-	-	-	181.3	-	-	-	-	-	-	-	-	
80.0 90.0	-	-	-	358.1	-	-	-	-	-	-	-	-	
80.0 100.0	-	-	-	68.4	-	-	-	-	-	-	-	-	
83.3 70.0	-	-	-	34.3	-	-	-	-	-	-	-	-	
83.3 110.0	-	-	-	10.0	-	-	-	-	-	-	-	-	
86.7 70.0	-	-	-	5.6	-	-	-	-	-	-	-	-	
86.7 80.0	-	-	-	26.5	-	-	-	-	-	-	-	-	
86.7 90.0	-	-	-	32.2	-	-	-	-	-	-	-	-	
86.7 100.0	-	-	-	24.0	-	-	-	-	-	-	-	-	
86.7 110.0	-	-	-	-	-	-	-	4.7	-	-	-	-	
90.0 70.0	-	-	-	15.5	-	-	-	-	-	-	-	-	
90.0 80.0	-	-	-	26.2	-	-	-	-	-	-	-	-	

TABLE 4. (cont.)

<i>Trachurus symmetricus</i> (cont.)												
Station	Jan.	Feb.	Mar.	Apr.	May	June	July	Aug.	Sep.	Oct.	Nov.	Dec.
90.0	-	-	-	-	-	-	-	10.5	-	-	-	-
90.0	-	-	-	4.7	-	-	-	-	-	-	-	-
93.3	-	-	-	23.2	-	-	-	-	-	-	-	-
93.3	-	-	-	141.1	-	-	-	-	-	-	-	-
93.3	-	-	-	21.5	-	-	-	-	-	-	-	-
93.3	-	-	-	46.5	-	-	-	-	-	-	-	-
93.3	-	-	-	24.3	-	-	-	-	-	-	-	-
93.3	-	-	-	10.0	-	-	-	-	-	-	-	-
93.3	-	-	-	29.6	-	-	-	-	-	-	-	-
<i>Brama japonica</i>												
Station	Jan.	Feb.	Mar.	Apr.	May	June	July	Aug.	Sep.	Oct.	Nov.	Dec.
76.7	-	10.3	-	-	-	-	-	-	-	-	-	-
76.7	-	4.9	-	-	-	-	-	-	-	-	-	-
80.0	-	5.5	-	-	-	-	-	-	-	-	-	-
83.3	-	4.7	-	-	-	-	-	-	-	-	-	-
<i>Xenistius californiensis</i>												
Station	Jan.	Feb.	Mar.	Apr.	May	June	July	Aug.	Sep.	Oct.	Nov.	Dec.
90.0	-	-	-	-	-	-	-	8.7	-	-	-	-
<i>Genyonemus lineatus</i>												
Station	Jan.	Feb.	Mar.	Apr.	May	June	July	Aug.	Sep.	Oct.	Nov.	Dec.
76.7	-	64.0	-	-	-	-	-	-	-	-	-	-
76.7	-	33.7	-	-	-	-	-	-	-	-	-	-
76.7	-	10.3	-	-	-	-	-	-	-	-	-	-
80.0	-	74.1	-	-	-	-	-	-	-	70.7	-	-
81.8	-	172.5	-	-	-	-	-	-	-	-	-	-
83.3	-	4.2	-	-	-	-	-	-	-	3.3	-	-
83.3	-	21.0	-	-	-	-	-	-	-	-	-	-
86.7	-	18.7	-	-	-	-	-	13.7	-	-	-	-
86.7	-	156.6	-	-	-	-	-	-	-	-	-	-
86.7	-	5.0	-	-	-	-	-	-	-	-	-	-
86.7	-	5.1	-	-	-	-	-	-	-	-	-	-

TABLE 4. (cont.)

		<i>Genyonemus lineatus</i> (cont.)											
Station	Jan.	Feb.	Mar.	Apr.	May	June	July	Aug.	Sep.	Oct.	Nov.	Dec.	
86.7	55.0	9.5	-	-	-	-	-	-	-	-	-	-	
90.0	28.0	25.3	-	-	-	-	-	-	-	-	-	-	
90.0	30.0	10.4	-	-	-	-	-	-	-	-	-	-	
90.0	35.0	5.4	-	-	-	-	-	-	-	-	-	-	
90.0	37.0	5.2	-	-	-	-	-	-	-	-	-	-	
93.3	26.7	10.0	-	-	-	-	-	-	-	-	-	-	
93.3	28.0	39.8	-	-	-	-	-	-	-	-	-	-	
93.3	30.0	10.6	-	-	-	-	-	-	-	-	-	-	
		<i>Seriphus politus</i>											
Station	Jan.	Feb.	Mar.	Apr.	May	June	July	Aug.	Sep.	Oct.	Nov.	Dec.	
86.7	33.0	-	-	-	-	-	-	9.1	-	-	-	-	
86.7	35.0	-	-	-	-	-	-	15.2	-	-	-	-	
86.7	40.0	-	-	-	-	-	-	9.8	-	-	-	-	
90.0	28.0	-	-	-	-	-	-	8.7	-	-	-	-	
		<i>Girella nigricans</i>											
Station	Jan.	Feb.	Mar.	Apr.	May	June	July	Aug.	Sep.	Oct.	Nov.	Dec.	
86.7	45.0	5.1	-	-	-	-	-	-	-	-	-	-	
		<i>Medialuna californiensis</i>											
Station	Jan.	Feb.	Mar.	Apr.	May	June	July	Aug.	Sep.	Oct.	Nov.	Dec.	
76.7	80.0	-	-	5.0	-	-	-	-	-	-	-	-	
		<i>Chromis punctipinnis</i>											
Station	Jan.	Feb.	Mar.	Apr.	May	June	July	Aug.	Sep.	Oct.	Nov.	Dec.	
83.3	42.0	-	-	-	-	-	-	4.3	-	-	-	-	
86.7	35.0	-	-	-	-	-	-	15.2	-	-	-	-	
86.7	45.0	-	-	-	-	-	-	10.6	-	-	-	-	
90.0	28.0	-	-	-	-	-	-	4.3	-	-	-	-	
90.0	30.0	-	-	-	-	-	-	5.3	-	-	-	-	
90.0	37.0	-	-	-	-	-	-	10.1	-	-	-	-	
93.3	26.7	-	-	-	-	-	-	18.2	-	-	-	-	
93.3	28.0	-	-	-	-	-	-	8.1	-	-	-	-	

TABLE 4. (cont.)

		<i>Oxyjulis californica</i>											
Station	Jan.	Feb.	Mar.	Apr.	May	June	July	Aug.	Sep.	Oct.	Nov.	Dec.	
86.7	50.0	-	-	-	-	-	-	7.5	-	-	-	-	
86.7	70.0	-	-	-	-	-	-	9.6	-	-	-	-	
86.7	80.0	-	-	8.8	-	-	-	-	-	-	-	-	
90.0	37.0	-	-	-	-	-	-	10.1	-	-	-	-	
90.0	70.0	-	-	25.9	-	-	-	-	-	-	-	-	
93.3	35.0	-	-	60.5	-	-	-	-	-	-	-	-	
93.3	55.0	-	-	4.8	-	-	-	-	-	-	-	-	
93.3	60.0	-	-	20.0	-	-	-	-	-	-	-	-	
93.3	120.0	-	-	4.9	-	-	-	-	-	-	-	-	
		<i>Semicossyphus pulcher</i>											
Station	Jan.	Feb.	Mar.	Apr.	May	June	July	Aug.	Sep.	Oct.	Nov.	Dec.	
93.3	50.0	-	-	20.7	-	-	-	-	-	-	-	-	
		<i>Rathbunella alleni</i>											
Station	Jan.	Feb.	Mar.	Apr.	May	June	July	Aug.	Sep.	Oct.	Nov.	Dec.	
76.7	49.0	-	-	-	46.6	-	-	-	-	-	-	-	
83.3	51.0	-	-	29.2	-	-	-	-	-	-	-	-	
		Stichaeidae											
Station	Jan.	Feb.	Mar.	Apr.	May	June	July	Aug.	Sep.	Oct.	Nov.	Dec.	
76.7	49.0	-	-	-	-	-	-	-	-	-	-	-	
80.0	51.0	-	-	-	-	-	-	-	-	-	-	-	
83.3	51.0	-	-	9.7	-	-	-	-	-	-	-	-	
86.7	33.0	-	-	5.0	-	-	-	-	-	-	-	-	
86.7	50.0	-	-	-	-	-	-	-	-	-	-	-	
		<i>Plectobranchus evides</i>											
Station	Jan.	Feb.	Mar.	Apr.	May	June	July	Aug.	Sep.	Oct.	Nov.	Dec.	
86.7	50.0	-	-	10.5	-	-	-	-	-	-	-	-	
		<i>Chiasmodon niger</i>											
Station	Jan.	Feb.	Mar.	Apr.	May	June	July	Aug.	Sep.	Oct.	Nov.	Dec.	
76.7	80.0	-	-	5.0	-	-	-	-	-	-	-	-	
80.0	80.0	-	-	14.7	-	-	-	-	-	-	-	-	
83.3	90.0	-	-	-	-	-	-	-	-	9.3	-	-	

TABLE 4. (cont.)

Station	Jan.	Feb.	Mar.	Apr.	May	June	July	Aug.	Sep.	Oct.	Nov.	Dec.
<i>Chiasmodon niger</i> (cont.)												
86.7 90.0	-	-	-	10.7	-	-	-	-	-	-	-	-
90.0 90.0	-	-	-	5.0	-	-	-	-	-	-	-	-
90.0 100.0	-	-	-	15.5	-	-	-	-	-	-	-	-
93.3 70.0	-	-	-	-	-	-	-	4.9	-	-	-	-
<i>Neoclinus stephensae</i>												
Station	Jan.	Feb.	Mar.	Apr.	May	June	July	Aug.	Sep.	Oct.	Nov.	Dec.
80.0 51.0	-	9.3	-	-	-	-	-	-	-	-	-	-
<i>Hypsoblennius gilberti</i>												
Station	Jan.	Feb.	Mar.	Apr.	May	June	July	Aug.	Sep.	Oct.	Nov.	Dec.
83.3 51.0	-	-	-	-	-	-	-	4.3	-	-	-	-
<i>Hypsoblennius jenkinsi</i>												
Station	Jan.	Feb.	Mar.	Apr.	May	June	July	Aug.	Sep.	Oct.	Nov.	Dec.
80.0 51.0	-	-	-	-	-	-	-	-	-	3.9	-	-
81.8 46.9	-	-	-	-	-	-	-	-	-	15.4	-	-
86.7 33.0	-	-	-	5.0	-	-	-	4.6	-	-	-	-
86.7 35.0	-	-	-	-	-	-	-	15.2	-	10.0	-	-
90.0 28.0	-	-	-	-	-	-	-	8.7	-	4.0	-	-
<i>Coryphopterus nicholsii</i>												
Station	Jan.	Feb.	Mar.	Apr.	May	June	July	Aug.	Sep.	Oct.	Nov.	Dec.
76.7 55.0	-	11.1	-	-	-	-	-	-	-	-	-	-
76.7 60.0	-	-	-	-	-	-	-	10.6	-	-	-	-
80.0 60.0	-	4.8	-	-	-	-	-	-	-	-	-	-
81.8 46.9	-	-	-	-	-	-	-	5.2	-	5.1	-	-
86.7 45.0	-	20.6	-	-	-	-	-	5.3	-	-	-	-
86.7 70.0	-	-	-	-	-	-	-	28.7	-	-	-	-
90.0 45.0	-	-	-	9.8	-	-	-	-	-	-	-	-
93.3 35.0	-	-	-	5.0	-	-	-	-	-	-	-	-
93.3 50.0	-	-	-	5.2	-	-	-	-	-	-	-	-
93.3 55.0	5.1	-	-	-	-	-	-	-	-	-	-	-

TABLE 4. (cont.)

Station	Jan.	Feb.	Mar.	Apr.	May	June	July	Aug.	Sep.	Oct.	Nov.	Dec.
<i>Lepidogobius lepidus</i>												
76.7 49.0	-	9.1	-	-	-	-	-	-	-	-	-	-
80.0 51.0	-	27.8	-	-	-	-	-	-	-	-	-	-
83.3 42.0	-	5.3	-	-	-	-	-	-	-	-	-	-
86.7 33.0	-	9.4	-	-	-	-	-	-	-	4.1	-	-
90.0 28.0	-	-	-	-	-	-	-	-	-	4.0	-	-
93.3 26.7	5.0	-	-	-	-	-	-	-	-	-	-	-
<i>Lythrypnus dalli</i>												
Station	Jan.	Feb.	Mar.	Apr.	May	June	July	Aug.	Sep.	Oct.	Nov.	Dec.
90.0 37.0	-	-	-	-	-	-	-	10.1	-	-	-	-
<i>Lythrypnus zebra</i>												
Station	Jan.	Feb.	Mar.	Apr.	May	June	July	Aug.	Sep.	Oct.	Nov.	Dec.
86.7 50.0	-	-	-	-	-	-	-	3.8	-	-	-	-
<i>Typhlogobius californiensis</i>												
Station	Jan.	Feb.	Mar.	Apr.	May	June	July	Aug.	Sep.	Oct.	Nov.	Dec.
90.0 28.0	-	-	-	5.3	-	-	-	-	-	-	-	-
<i>Sphyræna argentea</i>												
Station	Jan.	Feb.	Mar.	Apr.	May	June	July	Aug.	Sep.	Oct.	Nov.	Dec.
83.3 51.0	-	-	-	-	-	-	-	4.3	-	-	-	-
86.7 35.0	-	-	-	-	-	-	-	5.1	-	-	-	-
90.0 28.0	-	-	-	-	-	-	-	4.3	-	-	-	-
<i>Lepidocybium flavobrunneum</i>												
Station	Jan.	Feb.	Mar.	Apr.	May	June	July	Aug.	Sep.	Oct.	Nov.	Dec.
86.7 110.0	-	-	-	5.0	-	-	-	-	-	-	-	-
<i>Sarda chiliensis</i>												
Station	Jan.	Feb.	Mar.	Apr.	May	June	July	Aug.	Sep.	Oct.	Nov.	Dec.
93.3 40.0	-	-	-	10.7	-	-	-	-	-	-	-	-
<i>Scomber japonicus</i>												
Station	Jan.	Feb.	Mar.	Apr.	May	June	July	Aug.	Sep.	Oct.	Nov.	Dec.
80.0 80.0	-	-	-	24.5	-	-	-	-	-	-	-	-
83.3 55.0	-	-	-	10.8	-	-	-	-	-	-	-	-
86.7 35.0	-	-	-	-	-	-	-	5.1	-	-	-	-
90.0 28.0	-	-	-	-	-	-	-	4.3	-	-	-	-

TABLE 4. (cont.)

		<i>Scomber japonicus</i> (cont.)											
Station	Jan.	Feb.	Mar.	Apr.	May	June	July	Aug.	Sep.	Oct.	Nov.	Dec.	
90.0 30.0	-	-	-	5.2	-	-	-	5.3	-	-	-	-	
90.0 70.0	-	-	-	20.7	-	-	-	-	-	-	-	-	
93.3 30.0	-	-	-	11.6	-	-	-	-	-	-	-	-	
93.3 35.0	-	-	-	151.2	-	-	-	-	-	-	-	-	
93.3 40.0	-	-	-	10.7	-	-	-	-	-	-	-	-	
93.3 45.0	-	-	-	10.2	-	-	-	-	-	-	-	-	
93.3 55.0	-	-	-	9.7	-	-	-	-	-	-	-	-	
		<i>Icichthys lockingtoni</i>											
Station	Jan.	Feb.	Mar.	Apr.	May	June	July	Aug.	Sep.	Oct.	Nov.	Dec.	
76.7 55.0	-	11.1	-	-	-	-	-	-	-	-	-	-	
86.7 55.0	-	4.8	-	-	-	-	-	-	-	-	-	-	
90.0 60.0	-	5.0	-	-	-	-	-	-	-	-	-	-	
93.3 60.0	4.8	-	-	-	-	-	-	-	-	-	-	-	
		<i>Tetraodonurus cuvieri</i>											
Station	Jan.	Feb.	Mar.	Apr.	May	June	July	Aug.	Sep.	Oct.	Nov.	Dec.	
76.7 80.0	-	-	-	5.0	-	-	-	10.1	-	-	-	-	
76.7 90.0	-	-	-	10.5	-	-	-	-	-	-	-	-	
76.7 100.0	-	-	-	-	-	-	-	4.6	-	-	-	-	
80.0 70.0	-	10.5	-	-	-	-	-	-	-	3.8	-	-	
80.0 80.0	-	-	-	-	-	-	-	5.2	-	-	-	-	
80.0 90.0	-	-	-	-	-	-	-	4.8	-	5.2	-	-	
80.0 100.0	-	-	-	5.3	-	-	-	-	-	5.0	-	-	
83.3 80.0	-	9.4	-	-	-	-	-	-	-	-	-	-	
83.3 100.0	-	5.1	-	-	-	-	-	4.5	-	-	-	-	
83.3 110.0	-	-	-	5.0	-	-	-	-	-	-	-	-	
90.0 45.0	-	5.2	-	-	-	-	-	-	-	-	-	-	
90.0 70.0	-	5.0	-	-	-	-	-	14.4	-	-	-	-	
90.0 80.0	-	-	-	-	-	-	-	5.1	-	5.3	-	-	
90.0 90.0	-	-	-	-	-	-	-	-	-	9.9	-	-	
90.0 120.0	-	-	-	-	-	-	-	-	-	14.1	-	-	
93.3 45.0	5.5	-	-	-	-	-	-	-	-	-	-	-	

TABLE 4. (cont.)

		<i>Tetragonurus cuvieri</i> (cont.)											
Station	Jan.	Feb.	Mar.	Apr.	May	June	July	Aug.	Sep.	Oct.	Nov.	Dec.	
93.3	50.0	8.6	-	-	-	-	-	-	-	-	-	-	
93.3	100.0	5.1	-	-	-	-	-	-	-	-	-	-	
		<i>Citharichthys</i> spp.											
Station	Jan.	Feb.	Mar.	Apr.	May	June	July	Aug.	Sep.	Oct.	Nov.	Dec.	
80.0	51.0	-	-	-	-	-	-	-	-	3.9	-	-	
81.8	46.9	-	-	-	-	-	-	-	-	5.1	-	-	
86.7	33.0	-	-	5.0	-	-	-	-	-	-	-	-	
86.7	35.0	5.2	-	-	-	-	-	-	-	-	-	-	
86.7	70.0	4.7	-	-	-	-	-	-	-	-	-	-	
90.0	30.0	-	-	5.2	-	-	-	-	-	-	-	-	
		<i>Citharichthys fragilis</i>											
Station	Jan.	Feb.	Mar.	Apr.	May	June	July	Aug.	Sep.	Oct.	Nov.	Dec.	
83.3	51.0	-	-	-	-	-	-	-	-	4.5	-	-	
86.7	40.0	-	-	10.2	-	-	-	-	-	-	-	-	
		<i>Citharichthys sordidus</i>											
Station	Jan.	Feb.	Mar.	Apr.	May	June	July	Aug.	Sep.	Oct.	Nov.	Dec.	
76.7	49.0	-	-	-	18.6	-	-	-	-	-	63.2	-	
76.7	51.0	-	-	-	-	-	-	-	-	-	82.1	-	
76.7	55.0	22.1	-	-	-	-	-	10.1	-	-	10.5	-	
76.7	60.0	20.6	-	-	-	-	-	10.6	-	-	47.6	-	
76.7	70.0	45.3	-	-	-	-	-	-	-	21.8	-	-	
76.7	80.0	29.5	-	-	-	-	-	-	-	-	-	-	
80.0	51.0	18.5	-	-	-	-	-	17.0	-	-	-	-	
80.0	55.0	5.4	-	10.0	-	-	-	9.4	-	5.5	-	-	
80.0	60.0	9.5	-	9.7	-	-	-	19.7	-	19.3	-	-	
80.0	70.0	10.5	-	-	-	-	-	-	-	-	-	-	
81.8	46.9	53.9	-	-	-	-	-	5.2	-	30.8	-	-	
83.3	42.0	31.6	-	-	-	-	-	8.5	-	-	-	-	
83.3	51.0	12.7	-	-	-	-	-	26.0	-	-	-	-	
83.3	55.0	31.5	-	21.5	-	-	-	-	-	-	-	-	
83.3	60.0	41.2	-	-	-	-	-	-	-	60.6	-	-	

TABLE 4. (cont.)

<i>Citharichthys sordidus</i> (cont.)												
Station	Jan.	Feb.	Mar.	Apr.	May	June	July	Aug.	Sep.	Oct.	Nov.	Dec.
83.3	100.0	5.1	-	-	-	-	-	-	-	-	-	-
86.7	35.0	36.5	-	9.4	-	-	-	-	-	-	-	-
86.7	40.0	111.1	-	-	-	-	-	-	-	-	-	-
86.7	45.0	5.1	-	-	-	-	-	-	-	-	-	-
86.7	50.0	66.1	-	-	-	-	-	7.5	-	-	-	-
86.7	55.0	14.3	-	77.6	-	-	-	-	-	-	-	-
86.7	60.0	37.6	-	-	-	-	-	-	-	-	-	-
86.7	70.0	28.3	-	5.6	-	-	-	19.1	-	-	-	-
86.7	80.0	-	-	35.3	-	-	-	4.8	-	78.4	-	-
86.7	90.0	4.7	-	-	-	-	-	-	-	-	-	-
90.0	28.0	5.1	-	-	-	-	-	-	-	-	-	-
90.0	30.0	10.4	-	-	-	-	-	-	-	-	-	-
90.0	35.0	81.0	-	10.7	-	-	-	10.6	-	-	-	-
90.0	37.0	67.2	-	-	-	-	-	-	-	-	-	-
90.0	45.0	-	-	19.5	-	-	-	-	-	-	-	-
90.0	53.0	41.2	-	-	-	-	-	-	-	-	-	-
90.0	60.0	45.3	-	-	-	-	-	-	-	-	-	-
90.0	80.0	5.1	-	-	-	-	-	-	-	-	-	-
93.3	28.0	-	-	5.1	-	-	-	-	-	-	-	-
93.3	30.0	-	-	-	-	-	-	10.7	-	-	-	-
93.3	35.0	-	-	5.0	-	-	-	-	-	-	-	-
93.3	50.0	-	-	25.9	-	-	-	-	-	-	-	-
93.3	55.0	10.1	-	9.7	-	-	-	-	-	-	-	-
93.3	60.0	4.8	-	10.0	-	-	-	-	-	-	-	-
93.3	70.0	-	-	-	-	-	-	-	-	9.8	-	-
<i>Citharichthys stigmaeus</i>												
Station	Jan.	Feb.	Mar.	Apr.	May	June	July	Aug.	Sep.	Oct.	Nov.	Dec.
76.7	49.0	-	-	-	-	-	-	-	-	-	4.9	-
76.7	55.0	11.1	-	-	-	-	-	-	-	-	10.5	-
76.7	60.0	10.3	-	-	-	-	-	21.2	-	-	35.7	-
76.7	70.0	10.1	-	-	-	-	-	-	-	32.7	-	-

TABLE 4. (cont.)

Citharichthys stigmaeus (cont.)

Station	Jan.	Feb.	Mar.	Apr.	May	June	July	Aug.	Sep.	Oct.	Nov.	Dec.
80.0	55.0	-	-	-	-	-	-	9.4	-	10.9	-	-
80.0	60.0	4.8	-	-	-	-	-	49.2	-	9.6	-	-
81.8	46.9	-	-	-	-	-	-	5.2	-	5.1	-	-
83.3	42.0	15.8	-	-	-	-	-	8.5	-	-	-	-
83.3	51.0	4.2	-	-	-	-	-	34.6	-	-	-	-
83.3	55.0	-	-	-	-	-	-	15.0	-	-	-	-
83.3	60.0	10.3	-	-	-	-	-	20.5	-	10.1	-	-
83.3	70.0	-	-	11.4	-	-	-	-	-	-	-	-
83.3	80.0	-	-	-	-	-	-	-	-	15.0	-	-
86.7	40.0	10.1	-	10.2	-	-	-	-	-	5.3	-	-
86.7	45.0	15.4	-	10.9	-	-	-	-	-	-	-	-
86.7	50.0	20.6	-	-	-	-	-	-	-	-	-	-
86.7	55.0	33.3	-	-	-	-	-	-	-	-	-	-
86.7	60.0	59.1	-	-	-	-	-	-	-	-	-	-
86.7	70.0	4.7	-	5.6	-	-	-	19.1	-	11.5	-	-
86.7	80.0	5.4	-	8.8	-	-	-	-	-	11.2	-	-
86.7	110.0	4.9	-	-	-	-	-	-	-	-	-	-
90.0	28.0	5.1	-	-	-	-	-	-	-	-	-	-
90.0	30.0	10.4	-	5.2	-	-	-	10.6	-	5.4	-	-
90.0	35.0	21.6	-	-	-	-	-	-	-	10.1	-	-
90.0	37.0	10.3	-	22.2	-	-	-	-	-	-	-	-
90.0	45.0	5.2	-	-	-	-	-	-	-	12.6	-	-
90.0	53.0	5.2	-	-	-	-	-	-	-	-	-	-
90.0	60.0	15.1	-	-	-	-	-	10.8	-	-	-	-
93.3	30.0	-	-	11.6	-	-	-	21.3	-	-	-	-
93.3	35.0	5.3	-	-	-	-	-	-	-	-	-	-
93.3	40.0	-	-	10.7	-	-	-	-	-	-	-	-
93.3	45.0	-	-	5.1	-	-	-	-	-	-	-	-
93.3	55.0	10.1	-	-	-	-	-	-	-	-	-	-

TABLE 4. (cont.)

		<i>Lyopsetta exilis</i> (cont.)											
Station	Jan.	Feb.	Mar.	Apr.	May	June	July	Aug.	Sep.	Oct.	Nov.	Dec.	
83.3	51.0	-	-	9.7	-	-	-	-	-	-	-	-	
83.3	70.0	-	-	11.4	-	-	-	-	-	-	-	-	
86.7	33.0	-	-	15.1	-	-	-	-	-	-	-	-	
86.7	40.0	-	-	10.2	-	-	-	-	-	-	-	-	
86.7	45.0	-	-	10.9	-	-	-	-	-	-	-	-	
86.7	50.0	-	-	10.5	-	-	-	-	-	-	-	-	
90.0	28.0	-	-	5.3	-	-	-	-	-	-	-	-	
93.3	26.7	-	-	4.5	-	-	-	-	-	-	-	-	
		<i>Microstomus pacificus</i>											
Station	Jan.	Feb.	Mar.	Apr.	May	June	July	Aug.	Sep.	Oct.	Nov.	Dec.	
83.3	70.0	-	-	11.4	-	-	-	-	-	-	-	-	
86.7	70.0	-	-	-	-	-	-	9.6	-	-	-	-	
90.0	60.0	-	-	-	-	-	-	5.4	-	-	-	-	
93.3	60.0	-	-	-	-	-	-	4.7	-	-	-	-	
		<i>Parophrys vetulus</i>											
Station	Jan.	Feb.	Mar.	Apr.	May	June	July	Aug.	Sep.	Oct.	Nov.	Dec.	
76.7	49.0	-	-	-	9.3	-	-	-	-	-	-	-	
80.0	51.0	-	-	5.0	-	-	-	-	-	-	-	-	
81.8	46.9	-	-	-	-	-	-	-	-	-	-	-	
83.3	42.0	-	-	-	-	-	-	-	-	-	-	-	
83.3	51.0	-	-	29.2	-	-	-	-	-	-	-	-	
86.7	33.0	-	-	30.2	-	-	-	-	-	-	-	-	
86.7	35.0	-	-	18.8	-	-	-	-	-	-	-	-	
86.7	40.0	-	-	-	-	-	-	-	-	-	-	-	
		<i>Pleuronichthys decurrens</i>											
Station	Jan.	Feb.	Mar.	Apr.	May	June	July	Aug.	Sep.	Oct.	Nov.	Dec.	
90.0	45.0	-	-	9.8	-	-	-	-	-	-	-	-	
93.3	55.0	-	-	4.8	-	-	-	-	-	-	-	-	
		<i>Pleuronichthys verticalis</i>											
Station	Jan.	Feb.	Mar.	Apr.	May	June	July	Aug.	Sep.	Oct.	Nov.	Dec.	
80.0	51.0	-	-	-	-	-	-	-	-	-	-	-	

TABLE 4. (cont.)

		<i>Pleuromichthys verticalis</i> (cont.)											
Station	Jan.	Feb.	Mar.	Apr.	May	June	July	Aug.	Sep.	Oct.	Nov.	Dec.	
80.0	-	-	-	-	-	-	-	-	-	5.5	-	-	
81.8	-	10.8	-	-	-	-	-	-	-	-	-	-	
83.3	-	-	-	-	-	-	-	-	-	3.3	-	-	
83.3	-	5.3	-	-	-	-	-	4.3	-	-	-	-	
86.7	-	-	-	25.2	-	-	-	4.6	-	-	-	-	
		<i>Symphurus atricaudus</i>											
Station	Jan.	Feb.	Mar.	Apr.	May	June	July	Aug.	Sep.	Oct.	Nov.	Dec.	
83.3	-	-	-	-	-	-	-	4.3	-	-	-	-	
		Disintegrated fish larvae											
Station	Jan.	Feb.	Mar.	Apr.	May	June	July	Aug.	Sep.	Oct.	Nov.	Dec.	
76.7	-	-	-	-	-	-	-	-	-	-	4.9	-	
86.7	-	-	-	5.0	-	-	-	-	-	-	-	-	
86.7	-	4.8	-	-	-	-	-	-	-	-	-	-	
86.7	-	-	-	-	-	-	-	-	-	5.0	-	-	
86.7	-	-	-	-	-	-	-	-	-	5.3	-	-	
90.0	-	-	-	-	-	-	-	5.2	-	-	-	-	
93.3	9.9	-	-	-	-	-	-	-	-	-	-	-	
93.3	-	-	-	-	-	-	-	-	-	5.9	-	-	
		Unidentified fish larvae											
Station	Jan.	Feb.	Mar.	Apr.	May	June	July	Aug.	Sep.	Oct.	Nov.	Dec.	
83.3	-	-	-	18.0	-	-	-	-	-	-	-	-	
86.7	-	-	-	-	-	-	-	9.5	-	-	-	-	
86.7	-	-	-	4.8	-	-	-	-	-	-	-	-	
86.7	-	-	-	5.0	-	-	-	-	-	-	-	-	
90.0	-	-	-	5.2	-	-	-	-	-	-	-	-	
93.3	-	-	-	-	-	-	-	731.4	-	-	-	-	

PHYLOGENETIC INDEX TO TABLE 4

Clupeiformes		<i>Scopelarchus analis</i>	47
Clupeidae		<i>Scopelarchus guentheri</i>	48
<i>Sardinops sagax</i>	30	Notosudidae	
Engraulidae		<i>Scopelosaurus harryi</i>	48
<i>Engraulis mordax</i>	31	Paralepididae	48
Osmeriformes		<i>Arctozenus risso</i>	48
Argentinidae		<i>Lestidiops ringens</i>	49
<i>Argentina sialis</i>	33	Myctophiformes	
Microstomatidae		Myctophidae	49
<i>Microstoma</i> spp.	33	Lampanyctinae	
<i>Nansenia candida</i>	34	<i>Ceratoscopelus townsendi</i>	50
Bathylagidae		<i>Diaphus</i> spp.	51
<i>Bathylagus milleri</i>	34	<i>Lampadena urophaos</i>	52
<i>Bathylagus ochotensis</i>	34	<i>Lampanyctus</i> spp.	52
<i>Bathylagus pacificus</i>	35	<i>Lampanyctus</i> "niger"	53
<i>Bathylagus wesethi</i>	36	<i>Lampanyctus</i> "no pectorals"	53
<i>Leuroglossus stilbius</i>	37	<i>Lampanyctus regalis</i>	53
Stomiiformes	38	<i>Lampanyctus ritteri</i>	54
Gonostomatidae		<i>Lampanyctus steinbecki</i>	55
<i>Cyclothone acclinidens</i>	38	<i>Notolychnus valdiviae</i>	55
<i>Cyclothone pseudopallida</i>	39	<i>Notoscopelus resplendens</i>	55
<i>Cyclothone signata</i>	39	<i>Stenobranchius leucopsarus</i>	56
Sternoptychidae	40	<i>Triphoturus mexicanus</i>	58
<i>Argyropelecus affinis</i>	40	Myctophinae	
<i>Argyropelecus hemigymnus</i>	41	<i>Centrobranchus nigroocellatus</i>	59
<i>Argyropelecus lychnus</i>	41	<i>Diogenichthys atlanticus</i>	59
<i>Argyropelecus sladeni</i>	41	<i>Electrona risso</i>	60
<i>Danaphos oculatus</i>	42	<i>Hygophum reinhardtii</i>	60
<i>Sternoptyx</i> spp.	43	<i>Loweina rara</i>	61
<i>Valenciennellus tripunctulatus</i>	43	<i>Myctophum nitidulum</i>	61
Phosichthyidae		<i>Protomyctophum crockeri</i>	61
<i>Ichthyococcus irregularis</i>	43	<i>Symbolophorus californiensis</i>	63
<i>Vinciguerria lucetia</i>	43	<i>Tarletonbeania crenularis</i>	64
<i>Vinciguerria poweriae</i>	45	Lampridiformes	
Stomiidae		Trachipteridae	
Chauliodontinae		<i>Desmodema lorum</i>	64
<i>Chauliodus macouni</i>	45	<i>Trachipterus altivelis</i>	64
Stomiinae		Gadiformes	
<i>Stomias atriventer</i>	46	Merlucciidae	
Melanostomiinae		<i>Merluccius productus</i>	65
<i>Tactostoma macropus</i>	46	Ophidiiformes	
Malacosteinae		Ophidiidae	
<i>Aristostomias scintillans</i>	46	<i>Ophidion scrippsae</i>	66
Idiacanthinae		Bythitidae	
<i>Idiacanthus antrostomus</i>	47	<i>Cataetyx rubrirostris</i>	66
Aulopiformes		Lophiiformes	
Scopelarchidae		Oneirodidae	
<i>Benthalbella dentata</i>	47	<i>Oneirodes</i> spp.	66

Gigantactinidae		<i>Xenistius californiensis</i>	75
<i>Gigantactis</i> spp.	66	Sciaenidae	
Atheriniformes		<i>Genyonemus lineatus</i>	75
Atherinidae		<i>Seriphus politus</i>	76
<i>Atherinopsis californiensis</i>	66	Kyphosidae	
Beloniformes		<i>Girella nigricans</i>	76
Scomberesocidae		<i>Medialuna californiensis</i>	76
<i>Cololabis saira</i>	66	Labroidei	
Stephanoberyciformes		Pomacentridae	
Melamphidae		<i>Chromis punctipinnis</i>	76
<i>Melamphaes</i> spp.	67	Labridae	
<i>Melamphaes lugubris</i>	67	<i>Oxyjulis californica</i>	77
<i>Melamphaes parvus</i>	67	<i>Semicossyphus pulcher</i>	77
<i>Poromitra crassiceps</i>	68	Zoarcoidei	
<i>Scopeloberyx robustus</i>	68	Bathymasteridae	
<i>Scopelogadus bispinosus</i>	68	<i>Rathbunella alleni</i>	77
Scorpaeniformes		Stichaeidae	77
Sebastidae		<i>Plectobranchus evides</i>	77
<i>Sebastes</i> spp.	68	Trachinoidei	
<i>Sebastes aurora</i>	70	Chiasmodontidae	
<i>Sebastes diploproa</i>	70	<i>Chiasmodon niger</i>	77
<i>Sebastes jordani</i>	71	Blennioidei	
<i>Sebastes paucispinis</i>	71	Chaenopsidae	
Hexagrammidae		<i>Neoclinus stephensae</i>	78
<i>Oxylebius pictus</i>	72	Blenniidae	
Zaniolepididae		<i>Hypsoblennius gilberti</i>	78
<i>Zaniolepis frenata</i>	72	<i>Hypsoblennius jenkinsi</i>	78
<i>Zaniolepis latipinnis</i>	72	Gobioidei	
Cottidae		Gobiidae	
<i>Artedius creaseri</i>	72	<i>Coryphopterus nicholsii</i>	78
<i>Artedius lateralis</i>	73	<i>Lepidogobius lepidus</i>	79
<i>Chitonotus pugetensis</i>	73	<i>Lythrypnus dalli</i>	79
<i>Enophrys bison</i>	73	<i>Lythrypnus zebra</i>	79
<i>Icelinus quadriseriatus</i>	73	<i>Typhlogobius californiensis</i>	79
<i>Scorpaenichthys marmoratus</i>	73	Sphyraenoidei	
Agonidae		Sphyraenidae	
<i>Bathyagonus pentacanthus</i>	73	<i>Sphyraena argentea</i>	79
<i>Odontopyxis trispinosa</i>	73	Scombroidei	
Perciformes		Gempylidae	
Percoidei		<i>Lepidocybium flavobrunneum</i>	79
Serranidae		Scombridae	
<i>Paralabrax</i> spp.	73	<i>Sarda chiliensis</i>	79
Howellidae		<i>Scomber japonicus</i>	79
<i>Howella</i> spp.	74	Stromateoidei	
Carangidae		Centrolophidae	
<i>Seriola lalandi</i>	74	<i>Icichthys lockingtoni</i>	80
<i>Trachurus symmetricus</i>	74	Tetragonuridae	
Bramidae		<i>Tetragonurus cuvieri</i>	80
<i>Brama japonica</i>	75	Pleuronectiformes	
Haemulidae		Paralichthyidae	

<i>Citharichthys</i> spp.	81	<i>Isopsetta isolepis</i>	84
<i>Citharichthys fragilis</i>	81	<i>Lyopsetta exilis</i>	84
<i>Citharichthys sordidus</i>	81	<i>Microstomus pacificus</i>	85
<i>Citharichthys stigmaeus</i>	82	<i>Parophrys vetulus</i>	85
<i>Citharichthys xanthostigma</i>	84	<i>Pleuronichthys decurrens</i>	85
<i>Hippoglossina stomata</i>	84	<i>Pleuronichthys verticalis</i>	85
<i>Paralichthys californicus</i>	84	Cynoglossidae	
<i>Xystreureys liolepis</i>	84	<i>Symphurus atricaudus</i>	86
Pleuronectidae		Disintegrated fish larvae	86
<i>Eopsetta jordani</i>	84	Unidentified fish larvae	86
<i>Glyptocephalus zachirus</i>	84		

ALPHABETICAL INDEX TO TABLE 4

<i>Arctozenus risso</i>	48	<i>Howella</i> spp.	74
<i>Argentina sialis</i>	33	<i>Hygophum reinhardtii</i>	60
<i>Argyropelecus affinis</i>	40	<i>Hypsoblennius gilberti</i>	78
<i>Argyropelecus hemigymnus</i>	41	<i>Hypsoblennius jenkinsi</i>	78
<i>Argyropelecus lychnus</i>	41	<i>Icelinus quadriseriatus</i>	73
<i>Argyropelecus sladeni</i>	41	<i>Ichthyococcus irregularis</i>	43
<i>Aristostomias scintillans</i>	46	<i>Icichthys lockingtoni</i>	80
<i>Artedius creaseri</i>	72	<i>Idiacanthus antrostomus</i>	47
<i>Artedius lateralis</i>	73	<i>Isopsetta isolepis</i>	84
<i>Atherinopsis californiensis</i>	66	<i>Lampadena urophaos</i>	52
<i>Bathylagus pentacanthus</i>	73	<i>Lampanyctus "niger"</i>	53
<i>Bathylagus milleri</i>	34	<i>Lampanyctus "no pectorals"</i>	53
<i>Bathylagus ochotensis</i>	34	<i>Lampanyctus regalis</i>	53
<i>Bathylagus pacificus</i>	35	<i>Lampanyctus ritteri</i>	54
<i>Bathylagus wesethi</i>	36	<i>Lampanyctus</i> spp.	52
<i>Benthalbella dentata</i>	47	<i>Lampanyctus steinbecki</i>	55
<i>Brama japonica</i>	75	<i>Lepidocybium flavobrunneum</i>	79
<i>Cataetyx rubrirostris</i>	66	<i>Lepidogobius lepidus</i>	79
<i>Centrobranchus nigroocellatus</i>	59	<i>Lestidiops ringens</i>	49
<i>Ceratoscopelus townsendi</i>	50	<i>Leuroglossus stilbius</i>	37
<i>Chauliodus macouni</i>	45	<i>Loweina rara</i>	61
<i>Chiasmodon niger</i>	77	<i>Lyopsetta exilis</i>	84
<i>Chitonotus pugetensis</i>	73	<i>Lythrypnus dalli</i>	79
<i>Chromis punctipinnis</i>	76	<i>Lythrypnus zebra</i>	79
<i>Citharichthys fragilis</i>	81	<i>Medialuna californiensis</i>	76
<i>Citharichthys sordidus</i>	81	<i>Melamphaes lugubris</i>	67
<i>Citharichthys</i> spp.	81	<i>Melamphaes parvus</i>	67
<i>Citharichthys stigmaeus</i>	82	<i>Melamphaes</i> spp.	67
<i>Citharichthys xanthostigma</i>	84	<i>Merluccius productus</i>	65
<i>Cololabis saira</i>	66	<i>Microstoma</i> spp.	33
<i>Coryphopterus nicholsii</i>	78	<i>Microstomus pacificus</i>	85
<i>Cyclothone acclinidens</i>	38	Myctophidae	49
<i>Cyclothone pseudopallida</i>	39	<i>Myctophum nitidulum</i>	61
<i>Cyclothone signata</i>	39	<i>Nansenia candida</i>	34
<i>Danaphos oculatus</i>	42	<i>Neoclinus stephensae</i>	78
<i>Desmodema lorum</i>	64	<i>Notolychnus valdiviae</i>	55
<i>Diaphus</i> spp.	51	<i>Notoscopelus resplendens</i>	55
<i>Diogenichthys atlanticus</i>	59	<i>Odontopyxis trispinosa</i>	73
Disintegrated fish larvae	86	<i>Oneirodes</i> spp.	66
<i>Electrona risso</i>	60	<i>Ophidion scrippsae</i>	66
<i>Engraulis mordax</i>	31	<i>Oxyjulis californica</i>	77
<i>Enophris bison</i>	73	<i>Oxylebius pictus</i>	72
<i>Eopsetta jordani</i>	84	<i>Paralabrax</i> spp.	73
<i>Genyonemus lineatus</i>	75	Paralepididae	48
<i>Gigantactis</i> spp.	66	<i>Paralichthys californicus</i>	84
<i>Girella nigricans</i>	76	<i>Parophris vetulus</i>	85
<i>Glyptocephalus zachirus</i>	84	<i>Plectobranchus evides</i>	77
<i>Hippoglossina stomata</i>	84	<i>Pleuronichthys decurrens</i>	85

<i>Pleuronichthys verticalis</i>	85	Sternoptychidae	40
<i>Poromitra crassiceps</i>	68	<i>Sternoptyx</i> spp.	43
<i>Protomyctophum crockeri</i>	61	Stichaeidae	77
<i>Rathbunella alleni</i>	77	<i>Stomias atriventer</i>	46
<i>Sarda chiliensis</i>	79	Stomiiformes	38
<i>Sardinops sagax</i>	30	<i>Symbolophorus californiensis</i>	63
<i>Scomber japonicus</i>	79	<i>Symphurus atricaudus</i>	86
<i>Scopelarchus analis</i>	47	<i>Tactostoma macropus</i>	46
<i>Scopelarchus guentheri</i>	48	<i>Tarletonbeania crenularis</i>	64
<i>Scopeloberyx robustus</i>	68	<i>Tetragonurus cuvieri</i>	80
<i>Scopelogadus bispinosus</i>	68	<i>Trachipterus altivelis</i>	64
<i>Scopelosaurus harryi</i>	48	<i>Trachurus symmetricus</i>	74
<i>Scorpaenichthys marmoratus</i>	73	<i>Triphoturus mexicanus</i>	58
<i>Sebastes aurora</i>	70	<i>Typhlogobius californiensis</i>	79
<i>Sebastes diploproa</i>	70	Unidentified fish larvae	86
<i>Sebastes jordani</i>	71	<i>Valenciennellus tripunctulatus</i>	43
<i>Sebastes paucispinis</i>	71	<i>Vinciguerria lucetia</i>	43
<i>Sebastes</i> spp.	68	<i>Vinciguerria poweriae</i>	45
<i>Semicossyphus pulcher</i>	77	<i>Xenistius californiensis</i>	75
<i>Seriola lalandi</i>	74	<i>Xystreurys liolepis</i>	84
<i>Seriphus politus</i>	76	<i>Zaniolepis frenata</i>	72
<i>Sphyraena argentea</i>	79	<i>Zaniolepis latipinnis</i>	72
<i>Stenobranchius leucopsarus</i>	56		

RECENT TECHNICAL MEMORANDUMS

Copies of this and other NOAA Technical Memorandums are available from the National Technical Information Service, 5285 Port Royal Road, Springfield, VA 22167. Paper copies vary in price. Microfiche copies cost \$9.00. Recent issues of NOAA Technical Memorandums from the NMFS Southwest Fisheries Science Center are listed below:

- NOAA-TM-NMFS-SWFSC-267 Ichthyoplankton and station data for California Cooperative Oceanic Fisheries Investigations survey cruises in 1986.
S.R. CHARTER, R.L. CHARTER, and H. G. MOSER
(September 1999)
- 268 Ichthyoplankton and station data for California Cooperative Oceanic Fisheries Investigations survey cruises in 1987.
E.M. SANDKNOP, R.L. CHARTER, and H. G. MOSER
(September 1999)
- 269 Ichthyoplankton and station data for California Cooperative Oceanic Fisheries Investigations survey cruises in 1988.
W. WATSON, R.L. CHARTER, and H. G. MOSER
(September 1999)
- 270 Ichthyoplankton and station data for California Cooperative Oceanic Fisheries Investigations survey cruises in 1989.
D.A. AMBROSE, R.L. CHARTER, and H. G. MOSER
(September 1999)
- 271 Ichthyoplankton and station data for California Cooperative Oceanic Fisheries Investigations survey cruises in 1990.
S.R. CHARTER, R.L. CHARTER, and H. G. MOSER
(September 1999)
- 272 Ichthyoplankton and station data for California Cooperative Oceanic Fisheries Investigations survey cruises in 1991.
E.M. SANDKNOP, R.L. CHARTER, and H. G. MOSER
(September 1999)
- 273 Ichthyoplankton and station data for California Cooperative Oceanic Fisheries Investigations survey cruises in 1992.
W. WATSON, R.L. CHARTER, and H. G. MOSER
(September 1999)
- 274 Ichthyoplankton and station data for California Cooperative Oceanic Fisheries Investigations survey cruises in 1993.
D.A. AMBROSE, R.L. CHARTER, and H. G. MOSER
(September 1999)
- 275 Ichthyoplankton and station data for California Cooperative Oceanic Fisheries Investigations survey cruises in 1994.
S.R. CHARTER, R.L. CHARTER, and H. G. MOSER
(September 1999)
- 276 Ichthyoplankton and station data for California Cooperative Oceanic Fisheries Investigations survey cruises in 1995.
E.M. SANDKNOP, R.L. CHARTER, and H. G. MOSER
(September 1999)